

BEPKO CLUTCH CATALOGUE

Introduction

Bepco is the registered trade mark of Bepco Group Ltd. Formed in 1974, Bepco is one of the worlds' leading suppliers of agricultural and industrial tractor parts. We also have sales in over 90 countries world-wide and subsidiary or associate companies in Australia, Belgium, France, Germany, Holland, Kenya, Mexico, South Africa and the U.K. We have grown thanks to our comprehensive range, our competitive prices, our exceptional service and high quality of our products.

The Bepco clutch catalogue has been updated for 1999 to ensure that all new models and recent product introduction are included. The catalogue is in a simple format with easy to understand descriptions including size, type and number of splines, clutch type and material compounds of clutch plate. A more detailed description of individual clutches is shown in the range of catalogues by manufacturer in the Bepco Massey Ferguson, Ford, Case, I-H, David Brown and John Deere catalogues.

Application by Manufacturer

The catalogue is divided into 12 sections by manufacturer, in alphabetical order with the earlier models shown at the front of each section.

Bepco Part Number System

The simple system that Bepco have used for 25 years is very effective and has proven to reduce mistakes when ordering Bepco parts.

All clutch covers are known as Bepco prefix number 200, likewise all main drive clutch plates are known as 221, release bearings 231 and pilot/spigot 230. When ordering a clutch plate for a specific tractor the 2nd number will designate what application that particular clutch is for.

i.e **221-1067** 221 = main drive plate and the "1067" refers to the Ford dual power plate.

Bepco Clutches - Quality and Service

Bepco have built up their reputation of supplying quality products throughout the whole of their range, particularly in the clutch programme.

Bepco supply top quality clutches from all of the leading clutch suppliers including Luk, Borg and Beck, Valeo and other leading companies. The same applies to the clutch bearings with R.H.P. and Koyo supplying the majority of bearings.

Bepco keeps over 85% of the clutches in stock with next day delivery guaranteed anywhere in the mainland UK (except Scottish Highlands/Islands). Less popular clutches not held in stock will be delivered within 24/48 hours.

Parts Illustrations

The illustrations provided in the catalogue are 'generic'; for example we use the same drawing for all clutch covers, plates, bearings even though these will appear different to the actual clutch. The drawings serve to help you identify the relevant part numbers.

Part numbers and clutch details vary from time to time. Whilst every effort has been made to ensure that our part numbers are updated and relate to current O.E.M. supplies, the BEPCO Group cannot accept responsibility for any inaccuracies in the catalogue.

Warranty

All Bepco parts are manufactured to the highest standards and are guaranteed against defective workmanship and materials. Details are available on request.

Terms and Conditions


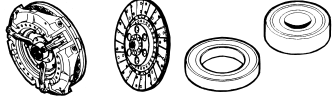





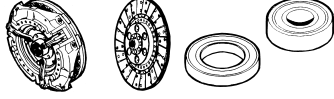






The standard terms and conditions are printed in the U.K. price list.

March 1999.

INDEX




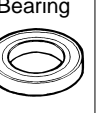
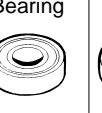

Make	Page
QUICK REFERENCE POPULAR CLUTCH KIT SETS.....	(i)
COUNTY.....	1
DAVID BROWN/CASE	1, 2
DEUTZ.....	2, 3, 4
FENDT.....	5, 6
FIAT.....	6, 7, 8, 9, 10
FORD.....	11, 12, 13, 14
HURLIMAN.....	14
INTERNATIONAL CASE	14, 15, 16
INTERNATIONAL MANITOU INDUSTRIAL	17
J.C.B.....	17
JOHN DEERE	18, 19
LAMBORGHINI	19, 20, 21
LEYLAND	21, 22
MARSHALL	22
MASSEY FERGUSON.....	23, 24, 25, 26
MERCEDES BENZ.....	26, 27
RENAULT	27, 28
SAME	29, 30
STEYR.....	30
UNIVERSAL	30
VALMET.....	31
ZETOR.....	31, 32

QUICK REFERENCE POPULAR KIT SETS




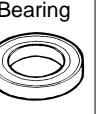
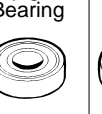

TRACTOR/MAKE	MODEL	KIT No.	INCLUDES	DETAILS PAGE
CASE I.H. (LuK)	385, 454, 474 etc, Cover 11" Double Sprung (laycock) 6 paddle plate	200-198K		15
CASE I.H. (LuK)	385, 454, 474 etc, Cover 11" Double Sprung (laycock) 8 paddle plate	200-199K		15
CASE I.H. (LuK)	685LXL, 785LXL, 885XL, 278IND, 785L <15847, 995 Turbo, 4210, 4220, 4230, 4240	200-208K		15
CASE I.H. (LuK)	856, 856XL, 956, 956XL, 1056, 1056XL Dual (Captive PTO)	200-202K		16
DAVID BROWN	990, 995 etc 11" Live Drive (Double)	200-216K		1
FIAT (LuK)	880/5, 880DT etc and other models using 310/310 Dual (Captive Main)	200-205K		8/10
FIAT (LuK)	580, 640, 670, (DT), 740, 780 (DT) and other models 280/280 Dual (Captive Main)	200-204K		7/9
FORD New Kit	5610, 5700, 5710, 6600, 6610 etc. Dual Power Organic Plate	200-206K		13
FORD New Kit	5610, 5700, 5710, 6600, 6610 etc. Dual Power Organic Plate Less Bearings	200-206KS		13
FORD	7740, 7840, 5640, 6640 Sintered Plate Kit	200-210K		13/14
JOHN DEERE (LuK)	2040, 2140, 2650etc 330mm Dia.	200-200K		19
MF	3050, 3060, 3070, 3080 etc 13" Sintered Plate Kit	200-213K		25
MF New kit	100, 200, 500, 600 Series Tractors Organic Plate 12" Kit	200-218K		24
SAME	Antares 100	200-203K		30

All manufacturers part numbers and part descriptions in this publication are used for reference only and it is not implied that the parts supplied by our own company are those used as original equipment.

COUNTY







MODEL	SIZE/TYPE	DESCRIPTION	REFERENCE NUMBERS					
			Cover 	Main Plate 	PTO Plate 	Release Bearing 	Spigot Bearing 	PTO Release Bearing 
654, 754, 854, 944	13" Single	Plt Main 13x1½x25 spl Organic rigid	200-1002	221-1002				
Super Six	13" Single	Plt Main 13x1½x10 spl Organic rigid	200-1003	221-1003				
954, 1004, 1124, 1164 Super Six ALL FITTED STANDARD TRANSMISSION	14" Single	Plt Main 14x1½x25 spl Organic sprung	200-1004	221-1004				230-1001
1164, 1174, 1184 ALL FITTED DUAL POWER	14" Single	Plt Main 14x1½x10 spl Organic sprung	200-1004	221-1005				230-1001
1454, 1494	13" Single	Plt Main 13x1½x10 spl 8 paddle sintered	200-1005	221-1006		231-1001	230-1001	

DAVID BROWN/CASE













MODEL	SIZE/TYPE	DESCRIPTION	REFERENCE NUMBERS					
			Cover 	Main Plate 	PTO Plate 	Release Bearing 	Spigot Bearing 	PTO Release Bearing 
770 Live Drive 1965-70	10" Double	Plt Main 10x1¼x10 spl Plt PTO 10x¾x10 Spl	200-1006	221-1007	212-1001	231-1002	230-1002	
775, 780, 880, 885, 950, 1194 Live Drive Models	10" Double	Plt Main 10x1¼x10 spl Plt PTO 10x¾x10 Spl Cover/Plate/PTO Plate	200-1006 200-215K	221-1007	212-1002	231-1002	230-1002	
885 Loader/ Landscaper 1190	10" Double	Plt Main 10x1¼x10 spl Plt PTO 10x¾x10 Spl	200-1006	221-1008	212-1002	231-1002	230-1002	
775, 780, 880, 885, 900, 950 Industrial Range i.e. Bonser	10" Twin	Plt Main 10x1¼x10 spline Organic Plt Main 10x1¼x10 spl Sint	200-1007 (10")	221-1008 (Org) 221-1009 (Sint) (Two Req.)		231-1002	230-1002	
990, 995 Industrial <1971 (Bonser)	11" Twin	Cover 10" P/Plt 11" Hous Plt Main 10x1¼x10 spline Organic Plt Main 10x1¼x10 spl Sint	200-1008 (10"/11")	221-1008 (Org) 221-1009 (Sint) (Two Req.)		231-1002	230-1002	
990 Standard	11" Single	Plt Main 11x1¼x10 spl Rigid	200-1009	221-1010		231-1002	230-1002	
990, 995, 1977-1980 1290 1980-1983 1294 < 1984 1390 < 1980 ALL LIVE DRIVE MODELS	11" Double	Plt Main 11x1¼x10 Spl Plt PTO 11x1¼x10 Spl Cover + Plate/PTO Plt /Release Bearing Kit	200-1010 200-216K	221-1011	212-1003	231-1002	230-1002	

DAVID BROWN/CASE

Continued




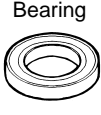

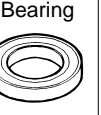
MODEL	SIZE/TYPE	DESCRIPTION	REFERENCE NUMBERS					
			Cover	Main Plate	PTO Plate	Release Bearing	Spigot Bearing	PTO Release Bearing
900, 990, 995 >1977 ALL LIVE DRIVE MODELS	10"	Plt PTO 10x1½x10 Spline						
					212-1006			
996, 1200, 1212, 1190, 1290, 1390 1210 > 11154230 chassis 1294 > 11059299 chassis	11" Dual	Cover contains Organic Main Plt / Plt Main 11x1½x10 Spl Org Captive Plt PTO 11x1½x10 Spline loose	200-1011	221-1012	212-1003	231-1002	230-1002	231-1003
		Cover contains Sintered Main Plt Plt Main 11x1½x10 Spl 6 paddle Sint. Captive	200-1012	221-1013	212-1003	231-1002	230-1002	231-1003
1210 < 11154231 1294 < 11059300 1394, 1410, 2WD 1412, 1490, 1494, 2WD. 1190, 1194	12" Dual	Cover contains Main Plt Plt Main 12x1¾x10 Spl Organic Captive Plt PTO 12x1¾x10 Spline Rigid Loose	200-1013	221-1014	212-1004	231-1002	230-1002	231-1003
1210, 1410, 1412, 1490, 1494 4 wheel drive Sintered plate fitted	12" Dual	Cover contains Main Plt Plt Main 12x1¾x10 Spline Sintered Captive Plt PTO 12x1¾x10 Spline Rigid Loose	200-1014	221-1015	212-1004	231-1002	230-1002	231-1003
1549, 1690, 1694	12" Dual	Cover contains Main Plt Plt Main 12x1¾x17 Spline Sintered Captive Plt PTO 12x1¾x10 Spline Loose	200-1015	221-1016	212-1005	231-1002	230-1002	231-1003

DEUTZ

MODEL	SIZE/TYPE	DESCRIPTION	REFERENCE NUMBERS					
			Cover	Main Plate	PTO Plate	Release Bearing	Spigot Bearing	PTO Release Bearing
D3607, D4006, D4007, D4506, D4507, D4807, DX2.30, DX2.50, DX2.70	225/225mm Dual	Cover contains main plt Plt Main 225x40x20 spline organic captive Plt PTO 32x17 spline loose						
			200-1016		212-1007			
DX36, DX50, DX55	225/225mm Dual	Cover contains main plt Plt Main 225x35x16 spline rigid organic captive Plt PTO 22x13 spline loose						
			200-1017		212-1008			

DEUTZ







Continued

			REFERENCE NUMBERS					
MODEL	SIZE/TYPE	DESCRIPTION	Cover 	Main Plate 	PTO Plate 	Release Bearing 	Spigot Bearing 	PTO Release Bearing 
2002 Intrac, 2003 Intrac, 2004 Intrac, D4507A,C; D4807A,C; D5206U, D5207A,C; D5506U, D6007A,C; D6206U, D6207,C; D6507A,C; DX3.10, DX3.30, DX3.50, DX3.60, DX3.80	280/ 250mm Dual	Cover contains 6 paddle sintered plt 40x20 spline Plt PTO 32x17 spline rigid loose	200-1018		212-1009	231-1004	230-1003	231-1005
D6006, D6806A, D6807 > 7570/2035; D6807A > 7745/0300; D6807C,A; > 7747/0250 D7206, D7606A, D7807A > 7596/0297; D7807C . 7757/0297; D7807C,A > 7759/0439	300/ 250mm Dual	Cover contains main plt 300x42x8 spline organic Plt PTO 32x10 spline loose	200-1019		212-1010	231-1006	230-1003	231-1005
DX85.A > 78160289 > 78170083 DX90 > 78180199 > 78190187 THIS CLUTCH FITTED TO MODELS BEFORE JANUARY 1982	300/ 280mm Dual	Cover contains 7 paddle plt 45x21 spline Plt PTO 35x16 spline loose	200-1020		212-1011	231-1006	230-1003	231-1005
6807A,C; D7007A,C; D7207A,C; D7807A,C; <Feb 1982 DX3.70, DX3.90, DX5.10 < 1984 Heavy Duty	310/ 280mm Dual	Cover contains organic main plt Plt Main 310x42x8 spline organic rigid captive Plt PTO 32x10 spline loose	200-1021	221-1017	212-1012	231-1006	230-1003	231-1005
		Cover contains sintered main plt Plt Main 6 paddle sintered captive	200-1022	221-1018	212-1012	231-1006	230-1003	231-1005
DX80 < Feb 1982 DX85,A < 78160290 < 781700884 DX86, DX90,A < 78180200 < 78190188 DX92 DX4.10; DX4.30; DX4.50; DX4.70; DX5.30; DX5.50; DX5.70; DX6.05 Agro Extra 4.47, 6.07, 4.51, 4.57, *DX110A, DX120A DX6.10, DX6.30	310/ 310mm Dual	Cover contains 8 paddle plt 45x21 spline sprung Plt PTO 280x35x16 spline loose Plt PTO 310x35x16 spline loose PTO Release Bearing for DX6.05 Some 450 Turbo models & DX6.10 models (Ref release Bearings) THE ABOVE MODELS HAVE A 280mm PTO plt.	200-1023		212-1013 212-1014	231-1006	230-1003	231-1005 231-1007 231-1007

*These 4 models can be fitted with Valeo Interchangeable with Luk listed







DEUTZ Continued

REFERENCE NUMBERS




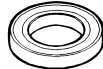


MODEL	SIZE/TYPE	DESCRIPTION	Cover	Main Plate	PTO Plate	Release Bearing	Spigot Bearing	PTO Release Bearing
								
DX6.50 > 74400113 DX145.A > 74410743	310/ 310mm Twin	Cover contains organic 21 spline main plt Plt Main 45x21 spline organic loose WITHOUT POWERMATIC WITH TWIN CLUTCH	200-1024	221-1019				
DX6.50 < 74400114 DX145.A < 74410744 DX 6.61 DX 6.30A	310/ 310mm Twin	Cover contains sintered 22 spline main plt Plt Main 48x22 spline sintered loose WITH POWERMATIC WITH TWIN CLUTCH	200-1025	221-1020		231-1007		
DX7.10 < Feb 1984 DX160.A	310/ 310mm Twin	Cover contains organic 16 spline main plt Plt Main 35x16 spline organic loose	200-1026	221-1021		231-1007		
D80006.A, D9005.U, D9006.U, D10006.U, D13006.U	330/ 310mm Dual	Cover contains 6 paddle 48x23 spline main plt Plt PTO 310x30x16 spline loose	200-1027		212-1015			
DX6.50, DX145.A WITHOUT POWERMATIC, WITH SINGLE CLUTCH	350mm Single	Cover diaphragm Plt Main 70x34 spline 7 paddle	200-1028	221-1022		231-1007		
WITH POWERMATIC	350mm Single	Plt Main 48x22 spline 7 paddle		221-1023				
DX7.10 > Jan 1984 DX140.A, DX160.A	350mm Single	Cover diaphragm Plt Main 35x16 spline 8 paddle	200-1029	221-1024				
DX6.31A, DX6.05 DX6.08 Agrostar 461, 471, 6.11, 6.21, 6.31 WITH POWERMATIC	330mm Single	Cover diaphragm Plt Main 6 paddle 48x22 spline	200-1030	221-1025		231-1008		
Agrostar 6.11, 6.21, 6.31 POWMATIC	330mm Single	Cover diaphragm Plt Main 45x21 spline 6 paddle	200-1030	221-1026		231-1008		
Commander 3.65	280/ 280mm Dual	Cover contains 6 paddle sint MP 40x20 spline Plt PTO - loose 32x17 Release Bearing 32x17	200-1031		212-1016	231-1004	230-1004	231-1009
* This bearing has I.D. of 55mm, sleeve from original bearing may need to be pushed out.								
Agrostar 4.61 4.71	310mm Single	Cover diaphragm 8 bolt Main Plate 8 paddles 45 x 21 spline	200-1253	221-1227		231-1062		

FENDT







REFERENCE NUMBERS

MODEL	SIZE/TYPE	DESCRIPTION	Cover	Main Plate	PTO Plate	Release Bearing	Spigot Bearing	PTO Release Bearing
								
Farmer Range 303, S, LS, LSA 304, S, LS, LSA 305, S, LS, LSA 306, S, LS, LSA 308, S, LS, LSA 309, S, LS, LSA 310, S, LS, LSA 311, S, LS, LSA	320 Split Torque	Cover with fixed hub interchangeable with 330mm clutch Plt Main 320x32x10 spline organic	200-1032	221-1027		231-1010	230-1005	
311, S, LS 312, S, LS	330 Split Torque	Cover with fixed hub Plt Main 330x32x10 spline organic	200-1033	221-1028		231-1010	230-1005	
Favorit Range 612, S, LS 614, S, LS	350mm Single	Cover-coil spring type Plt Main 350x45x22 spline sintered	200-1034	221-1029				
Favorit Range 611 LSA 612 LSA 614 LSA 615 LSA And TURBOMATIK E	360mm Single Pull Type	Plt Main 360x45x22 spline sintered rigid	200-1035	221-1030		231-1011	230-1006	212-1017
Tool Carrier, Vinyard & Orchard Range 104,S, 105,S, 106,S, 108,S, LS	250mm Single	Plt Main 32x10 spline organic	200-1036	221-1031		231-1012		
204P, V, F275GT, 360GT, 205P, 270P, 270V, 270VA, 255GT, 275GT > Chassis No. 2750539, 275S, 280P & SA Models	295/ 280mm Dual	Cover contains PTO plt Plt Main 295x32x10 spline organic sprung	200-1037	221-1032		231-1013	230-1007 230-1008 (PTO Spigot)	231-1055
240, 250, 260 V, P, S, SA	265/ 250mm Dual	Cover contains PTO plt Plt Main 265x32x10 spline organic sprung	200-1038	221-1033		231-1013	230-1007	231-1055
F275GT, 360GT Chassis No 275 0540 < 270P, 270V, 270 VA 275S, 280P & SA Models	295/ 280mm Dual	Cover contains PTO plt Plt Main 295x32x10 spline organic sprung	200-1039	221-1032		231-1013	230-1007	231-1055
F345GT, 250GT, 203P, 2 & 4W.D. 200S, LS, V 203V	250/ 225mm Dual	Cover contains PTO plt Plt Main 250x32x10 spline organic sprung	200-1040	221-1034		231-1013	230-1007	231-1055
F380 GT	320/ 295mm Dual	Cover contains PTO plt Plt Main 320x32x10 spline organic sprung	200-1041	221-1035		231-1010		
ALL DUAL CLUTCHES USE 230-1008 PTO SHAFT SPIGOT BEARING								230-1008





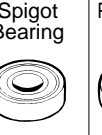

FENDT Continued

MODEL	SIZE/TYPE	DESCRIPTION	REFERENCE NUMBERS					
			Cover	Main Plate	PTO Plate	Release Bearing	Spigot Bearing	PTO Release Bearing
390, 395 GT & GTA	295/ 330mm Dual	Cover contains PTO plt Plt Main 320 x 32 x 10 spline 5 paddle sintered Plt Main 320 x 32 x 10 spline 7 paddle sintered	 200-1042	 221-1034 221-1036		 231-1010		
600LS to serial 281/1264	310mm Single	C/Assy Diaphragm Type Plt Main 45 x 22 spline organic	200-1034	221-1037				
600LS, 610/LS from Serial 281/1265	310mm Single	Plt Main 32 x 10 Spline organic	200-1034	221-1228				





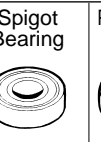

FIAT

MODEL	SIZE/TYPE	DESCRIPTION	REFERENCE NUMBERS					
			Cover	Main Plate	PTO Plate	Release Bearing	Spigot Bearing	PTO Release Bearing
350, 400, 420, 450, R450	250/ 250mm Dual	Cover 10mm bolt holes contains main plt Cover 12mm bolt holes contains main plt Plt Main 250x40x14 spline organic captive Plt PTO 250x25x10 spline rigid organic loose	 200-1044 200-1045	 221-1038	 212-1017	 231-1016	 230-1009	
366, 420, 45-66 < 1985	250/ 250mm Dual	Cover diaphragm spring contains main plt Plt Main captive Plt PTO rigid	200-1046		212-1018		230-1006	
WHEN FITTED LUK 446, 466, 566, 666, 466DT, 566DT, 55-66, 60-66, 70-66, 55-66DT 60-66DT, 70-66DT Interchangeable with Valeo	280/ 280mm Dual	Cover uses 12 bolts, 6 lever contains main plt Plt Main 280x40x14 spline sprung org. captive Plt PTO 280x25x10 spline rigid org. loose	200-1047		212-1019	231-1018	230-1006	231-1017
WHEN FITTED VALEO Interchangeable with LuK using 9 bolts	280/ 280mm Dual	Cover contains main plt Plt Main sprung organic captive Plt PTO rigid organic loose	200-1048		212-1019	212-1018	230-1009	231-1019
WHEN FITTED LUK 666, 666DT, 766, 766DT, 70-66, 70-66DT 80-66, 80-66DT NOT Interchangeable with Valeo	280/ 280mm Dual	Cover uses 12 bolts, 6 lever contains main plt Plt Main 280x40x14 spline 5 paddle sintered sprung captive Plt PTO 280x25x10 spline rigid organic loose	200-1049		212-1019	231-1018	230-1009	231-1017

FIAT Continued




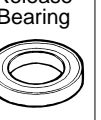
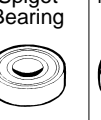

			REFERENCE NUMBERS					
			Cover 	Main Plate 	PTO Plate 	Release Bearing 	Spigot Bearing 	PTO Release Bearing 
MODEL	SIZE/TYPE	DESCRIPTION						
WHEN FITTED LUK R450S, 480, 500, 500DT, 540, 550, 580, 600, 640, 666, 666DT, 670, 680 NOT Interchangeable with Valeo	280/ 280mm Dual	Cover uses 12 bolts,6 lever contains main plt Plt Main 280x40x14 spline org. rigid captive Plt PTO 280x25x10 spline rigid org. loose	200-1050	221-1039	212-1019	231-1018	230-1009	231-1017
WHEN FITTED WITH VALEO NOT Interchangeable with LuK	280/ 280mm Dual	Cover contains main plt use 6 bolts Plt Main rigid org. captive Plt PTO rigid org. loose	200-1051		212-1019	231-1020	230-1009	231-1021
WHEN FITTED LUK 580, 640, 670, 670DT, 680, 680DT 740, 766, 766DT, 780, 780DT NOT Interchangeable with Valeo	280/ 280mm Dual	Cover uses 12 bolts,6 lever contains main plt Plt Main 280x40x14 spline 5 paddle sintered rigid captive Plt PTO 280x25x10 spline loose Kit 2 in 1-cover & PTO plt	200-1052	221-1040	212-1019	231-1018	230-1009	231-1017
WHEN FITTED VALEO NOT Interchangeable with LuK	280/ 280mm Dual	Cover contains main plt 3 lever & diaphragm fingers Plt Main 280x40x14 spline 5 paddle sintered captive Plt Pto 280x25x10 spline rigid org. loose	200-1053		212-1019	231-1020	230-1009	231-1021
WHEN FITTED LUK 840, 850, 880, 880DT NOT Interchangeable with Valeo	280/ 280mm Dual	Cover uses 12 bolts contains main plt Plt Main 45x16 spline 6 paddle sintered captive Plt PTO 28x10 spline rigid org. loose	200-1054		212-1020	231-1018	230-1009	231-1017
WHEN FITTED VALEO NOT Interchangeable with LuK	280/ 280mm Dual	Cover contains main plt 3 lever & diaphragm fingers Plt Main 45x16 spline, 6 paddle rigid captive Plt PTO 28x10 spline rigid organic loose	200-1055		212-1020	231-1020	230-1009	231-1021
650DT, 750DT Special	310/ 310mm Dual	Cover contains main plt Plt Main 45x16 spline rigid organic captive Plt PTO 35x12 spline loose	200-1056		212-1021	231-1018	230-1010	231-1022

FIAT Continued





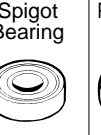

			REFERENCE NUMBERS						
			Cover 	Main Plate 	PTO Plate 	Release Bearing 	Spigot Bearing 	PTO Release Bearing 	
MODEL	SIZE/TYPE	DESCRIPTION							
WHEN FITTED LUK 880, 880S NOT Interchangeable with Valeo	310/ 310mm Dual	Cover contains main plt Plt Main 45x16 spline 6 paddle sintered captive Plt PTO 28x10 spline rigid organic loose	200-1057		212-1023	231-1018	230-1010	231-1017	
WHEN FITTED VALEO NOT Interchangeable with LuK	310/ 310mm Dual	Cover contains main plt Plt Main 45x16 spline 6 paddle sintered rigid captive Plt PTO 28x10 spline rigid organic loose	200-1058		212-1022	231-1023	230-1010	231-1022	
WHEN FITTED LUK 880/5,88DT, 880/5DT, 980, 980DT NOT Interchangeable with Valeo	310/ 310mm Dual	Cover contains main plt 6 lever Plt Main 45x16 spline 6 paddle sintered captive Plt PTO 28x10 spline rigid organic loose Kit 2 in 1 cover & PTO plt	200-1059 200-205K	221-1041	212-1023	231-1018	230-1010	231-1022	
WHEN FITTED VALEO EARLY 100-90 NOT Interchangeable with LuK	310/ 310mm Dual	Cover 3 levers, ring & diaphragm fingers, captive main plt Plt Main 45x16 spline 6 paddle captive Plt PTO 28x10 spline rigid organic loose	200-1060		212-1022	231-1023	230-1010	231-1022	
WHEN FITTED LUK 850, 850DT, 1000, 1000DT/Super NOT Interchangeable with Valeo	330/ 330mm Dual	Cover contains main plt Plt Main 45x16 spline 6 paddle sintered sprung captive Plt PTO 32x11 spline rigid loose	200-1061		212-1023				
WHEN FITTED VALEO NOT Interchangeable with LuK	310/ 310mm Dual	Cover 3 levers & diaphragm fingers, captive main Plt Plt Main 45x16 spline 6 paddle sprung captive Plt PTO 32x11 spline rigid organic loose	200-1062		212-1021	231-1024	230-1010	231-1022	
LUK Fitted 88-94 82-94	280/ 280mm Dual	Cover contains main plate Main plate 6 pad 280 x 40 x 14 PTO Plate 280 x 25 x 10 Loose	200-1052A		212-1019	231-1018		231-1017	

FIAT

Continued







			REFERENCE NUMBERS					
MODEL	SIZE/TYPE	DESCRIPTION	Cover 	Main Plate 	PTO Plate 	Release Bearing 	Spigot Bearing 	PTO Release Bearing 
WHEN FITTED LUK 1180/DT > 1984, 115-90 NOT Interchangeable with Valeo	310/ 310mm Dual	Cover contains main plt Plt Main 50x18 spline 8 paddle sintered rigid captive Plt PTO 32x11 spline organic rigid loose	200-1063		212-1024			
WHEN FITTED VALEO NOT Interchangeable with LuK	310/ 310mm Dual	Cover contains main plt Plt Main 50x18 spline 8 paddle sintered rigid captive Plt PTO 32x11 spline rigid organic loose	200-1064		212-1055			
WHEN FITTED LUK 55-90, 55-90DT, 60-90, 60-90DT, 70-90, 70-90DT, 80-66, 80-66DT, 80-90, 80-90DT 55-84, 65-84 55-88, 65-94 Interchangeable with Valeo	280/ 280mm Dual	Cover uses 12 bolts, 6 lever contains main plt Plt Main 280x40x14 spline, 5 paddle sintered rigid captive Plt PTO 280x25x10 spline loose Kit LUK	200-1052	221-1040	212-1019	231-1018	230-1009	231-1017
WHEN FITTED VALEO Interchangeable with LuK using 9 bolts	280/ 280mm Dual	Cover uses 9 bolts, 6 lever contains main plt Plt Main 280x40x14 spline, 5 paddle sintered rigid captive Plt PTO 280x25x10 spline loose	200-1065		212-1019	231-1018	2301009	231-1017
1580, 1880 < Dec 1983 160-90, 180-90	310/ 310mm Twin	Cover contains main plt 50x18 spline 8 paddle sprung Plt Main 50x18 spline 8 paddle sprung loose	200-1066	221-1043				
WHEN FITTED LUK 1180, 1180DT, 1280, 1280DT, 1380, 1380DT 1580, 1580DT 1880/DT > OCT 1983, 115-90 130-90, 140-90 <1985 Interchangeable with Valeo	350mm Single	Cover diaphragm Plt Main 50x18 spline 8 paddle sprung	200-1067	221-1044				
WHEN FITTED VALEO Interchangeable with LuK	350mm Single	Cover diaphragm Plt Main 8 paddle	200-1068	221-1044				

FIAT Continued

MODEL	SIZE/TYPE	DESCRIPTION	REFERENCE NUMBERS					
			Cover 	Main Plate 	PTO Plate 	Release Bearing 	Spigot Bearing 	PTO Release Bearing 
WHEN FITTED VALEO 570, 670 NOT Interchangeable with LuK	280/ 280mm Dual	Cover 3 lever & diaphragm contains main plt Plt Main 40x14 spline sprung organic captive Plt PTO 25x10 spline rigid organic loose	200-1069		212-1019	231-1020	230-1009	231-1021
WHEN FITTED VALEO 650, 650DT, 750, 750DT NOT Interchangeable with LuK	310/ 310mm Dual	Cover contains main plt Main Plt 45x16 spline rigid organic captive Plt PTO 32x11 spline rigid organic loose	200-1070		212-1021	231-1023	230-1010	231-1022
WHEN FITTED LUK 90-90, 90-90DT, 100-90, 100-90DT Interchangeable with Valeo LUK 6 bolt fix Valeo 9 bolt fix	310/ 310mm Dual	Cover contains main plt Main Plt 45x16 spline 6 paddle sintered captive Plt PTO 28x10 spline rigid organic loose Kit LUK	200-1059	221-1041	212-1023	231-1018	230-1010	231-1022
WHEN FITTED VALEO Interchangeable with LuK using 9 bolts	310/ 310mm Dual	Cover contains main plt Plt Main 6 paddle sintered captive Plt PTO rigid organic loose	200-1072		212-1022	231-1018	230-1010	231-1022
WHEN FITTED LUK 115-90, 115-90DT Interchangeable with Valeo	310/ 310mm Dual	Cover contains main plt Plt Main 50x18 spline 8 paddle sint. rigid captive Plt PTO 32x11 spline organic rigid loose	200-1063		212-1024			
WHEN FITTED VALEO Interchangeable with LuK	310/ 310mm Dual	Cover contains main plate Plt Main 8 paddle sintered captive Plt PTO rigid org. loose	200-1254		212-1024	231-1018	230-1010	231-1022
WHEN FITTED VALEO 1300, 1300DT NOT Interchangeable with LuK	350mm Single	Cover diaphragm Plt Main 8 paddle Plt Main 6 paddle sprung	200-1073	221-1044 221-1046				
F100 + F110 Winner Series	330mm	330mm P/P under 350mm cover Diaphragm Pressing Plt Main 330x50x18 spline 5 paddle	200-1074	221-1045		231-1063	230-1010	
F120, F130, 140 Winner Series	350mm	Cover diaphragm Main Plt 350x50x18 6 paddle	200-1075	221-1046		231-1063	230-1010	

FORD




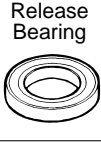

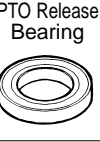
REFERENCE NUMBERS

MODEL	SIZE/TYPE	DESCRIPTION	REFERENCE NUMBERS					
			Cover	Main Plate	PTO Plate	Release Bearing	Spigot Bearing	PTO Release Bearing
Dexta, Super Dexta < 1957	9/9" Dual	Cover contains main and PTO plates Plt Main 1"x15 spline captive Plt PTO 1½"x29 spline captive	 200-1076	 221-1047	 212-1025	 231-1001	 230-1011	
Major, Super Major < 1959	12/12" Dual	Cover contains main and PTO plates Plt Main 1½"x10 spline captive Plt PTO 2½"x16 spline captive	200-1077	221-1048	212-1026	231-1025	230-1012	
Dexta, Super Dexta < 1957	11" Single	Plt Main 1"x15 spline	200-1078	221-1049		231-1026	230-1011	
Major, Super Major < 1952	11" Single	Plt Main 1½"x10 spline	200-1078	221-1050		231-1026	230-1012	
Super Major < 1960	13" Single	Plt Main 1½"x10 spline	200-1079	221-1051				
1900	9/9" Dual	Cover Japanese contains PTO plt Plt Main loose Plt PTO captive	200-1080	221-1052				
1910, 2120	9/9½" Dual	Cover Japanese contains PTO plt Plt Main 9½ loose Plt PTO captive	200-1081	221-1053				
1920	9" Dual	Plt PTO captive	200-1220		212-1057			
2000, 2100, 2110, 2600, 2610, 3000, 3100, 3400, 3600, 3610, 4100 (6/1971), 4110 (1965-1971)	9/11" Dual	Cover 9 spring std contains PTO plt Cover 12 spring heavy duty contains PTO plt Plt Main 11x1"x10 spline loose Plt Main 11x1"x15 spline loose Plt PTO 9x1½"x29 spline captive	200-1082 200-1083	221-1054 221-1055		231-1001	230-1011	
2000, 2100, 2110, 2600, 2610, 3100, 3400, 3500, 3600, 3610, 4000, 4100, 4600, 5000, 5100, 5200, 4200, 3000	11" Single	Cover Laycock type Plt Main 1x10 spline Plt Main 1x10 spline 4 paddle Transmission PTO or less PTO	200-1084	221-1056 221-1057		231-1001	230-1011	

THIS CLUTCH IS ALSO FITTED TO SOME EARLY DIGGERS







FORD Continued

REFERENCE NUMBERS







MODEL	SIZE/TYPE	DESCRIPTION	Cover	Main Plate	PTO Plate	Release Bearing	Spigot Bearing	PTO Release Bearing
								
2000, 2100, 2110, 3000, 3100	11" Single	Plt Main 1x15 spline Transmission PTO or less PTO	200-1085	221-1055		231-1001	230-1011	
4000, 4100, 4200, 4600	11" Single	Cover 29 spline hub Plt Main 1x10 spline Plt Main 1x15 spline With independent PTO, 1970 < have 221-1054 fitted	200-1086	221-1054 221-1058		231-1001	230-1011	
3910, 4000, 4100, 4110, 4200, 4600, 4610	11" Single	Cover Laycock 29 spline hub Plt Main 1x10 spline With independent PTO	200-1087	221-1056		231-1001	230-1011	
4000, 4100, 4200	11" Single	Cover Non Live Drive Plt Main 1x15 spline Transmission PTO or less PTO	200-1088	221-1058		231-1001	230-1011	
4400, 4500, 4600	13" Single	Cover 29 spline hub Plt Main 1x10 spline Plt Main 1x15 spline Plt Main 1x10 spline 6 paddle With independent PTO	200-1089	221-1059 221-1060 221-1061		231-1001	230-1011	
4600	13" Single	Cover Non Live Drive (No hub in cover) Plt Main 1x10 spline Plt Main 1x10 spline 6 paddle	200-1090	221-1059 221-1064		231-1001	230-1011	
4630, 4130 3 cylinder 1990 3930-5030	13" Single	Cover Diaphragm sprung 29 spline hub Plt Main 1"x10 spline organic	200-1091	221-1059		231-1001	230-1011	
3910, 4110, 4610 < May 1983	13" Single	Cover 29 spline hub heavy duty Plt Main 1x10 spline Plt Main 1x10 spline 6 paddle	200-1092	221-1059 221-1061		231-1001	230-1011	
5000, 5100, 5200, 5600, 5610, 5700, 5710, 6600, 6610, 6700, 6710	12" Single	Plt Main 1½x25 spline standard transmission Plt Main 1¾x10 spline dual power	200-1093	221-1062 221-1063		231-1001	230-1001	
5000, 5100, (1965-1969)	13" Single	Plt Main 1½x25 spline standard transmission Plt Main 1¾x10 spline dual power	200-1094	221-1002 221-1067		231-1001	230-1001	

FORD Continued







REFERENCE NUMBERS

MODEL	SIZE/TYPE	DESCRIPTION	Cover	Main Plate	PTO Plate	Release Bearing	Spigot Bearing	PTO Release Bearing
								
5610, 5700, 5710, 6600, 6610, 6710, 7600, 7610, 7700, 7710, 7810 Models > July 1983 Cover/Plate (Organic) C/W Bearings(4 in 1 kit) (Dual Power) Kit as above less bearings	13" Single	Cover interchangeable with 200-1095 Plt Main organic 1½x25 spline standard transmis. Plt Main 8 paddle 1½x25 spline standard transmis. Plt Main organic 1½x10 spline dual power Plt Main 7 paddle 1½x10 spline dual power Plt Main 9 paddle 1½x10 spline dual power Kit Kit	200-1094 200-206K 200-206KS	221-1002 221-1068 221-1067 221-1069 221-1070		231-1001	230-1001	
8000, 8210, 8400, 8600, 8700, 9000, 9600, 9700, TW5, TW10	13" Single	Cover cast levers heavy duty Plt Main organic 1½x10 spline Plt Main 7 paddle 1½x10 spline Plt Main 9 paddle 1½x10 spline	200-1096	221-1067 221-1069 221-1070		231-1001	230-1001	
8200 (1971-1975)	14" Single	Plt Main 1½x10 spline	200-1004	221-1005				
TW15, TW20 TW25, TW35 TW5 (86 -) 8830	14" Single	Cover Rockford Plt Main 8 paddle	200-1097	221-1071		231-1001	230-1001	
335, 340, 345, 420, 445, 515, 532, 535, 540, 545, 550, 555 Above models when fitted Live Drive	13" Single	Cover Non Live Drive Plt Main 1x10 spline Plt Main 1x10 spline 6 paddle Cover Live Drive H/Duty	200-1090 200-1092	221-1059 221-1061		231-1001	230-1011	
Roadless	13" Single	Cover Non Live Drive Plt Main 13"x1½x25 spline 6 paddle	200-1098	221-1072				
7740, 7840SL 5640, 6640	13" Single	Cover Diaphragm Plt Main organic 1½x10 spr Plt Main sintered Sintered Plate Kit	200-1099 200-210K	221-1073 221-1069		231-1027	230-1001	
4635	280mm	Dual Clutch	200-1250					
6635/7635	310mm	Dual Clutch	200-1251					
7635	310mm	Single Clutch	200-1252					







FORD Continued

MODEL	SIZE/TYPE	DESCRIPTION	REFERENCE NUMBERS					
			Cover	Main Plate	PTO Plate	Release Bearing	Spigot Bearing	PTO Release Bearing
7740, 7840	13" Single	2 in 1 Heavy Duty Kit with sintered M/P Release bearing for above c/w cylinder						
FW30, FW40 etc	350mm Twin	Heavy duty clutch kit - contains Cover, Bearing 2 plate & interplate	200-210K			231-1027	230-1001	
			200-207K					

HURLIMAN







MODEL	SIZE/TYPE	DESCRIPTION	REFERENCE NUMBERS					
			Cover	Main Plate	PTO Plate	Release Bearing	Spigot Bearing	PTO Release Bearing
H355, H360, H470 VALEO CLUTCH	250/ 280mm Dual	Cover contains main plt 40x20 spl. 3 lever organic Plt PTO 25x14 spline organic						
480 LuK CLUTCH	250/ 280mm Dual	Cover contains main plt 40x20 spl. 3 lever sintered Plt PTO 25x14 spline organic	200-1100		212-1027			
480 VALEO CLUTCH	310/ 310mm Dual	Cover contains main plt; 3 lever + ring Plt PTO 310x25x14 spline organic	200-1101		212-1027			
480 VALEO CLUTCH	310/ 310mm Dual	Cover contains main plt; 3 lever + ring Plt PTO 310x25x14 spline organic	200-1102		212-1028			
490, 5110, 6160 VALEO CLUTCH	350mm Single	Cover Diaphragm Plt Main 50x24 spline 7 paddle	200-1103	221-1074				
490 BORG & BECK CLUTCH	330mm Single	Cover coil sprung Plt Main 50x24 spline, sprung organic	200-1104	221-1075		231-1028		

INTERNATIONAL/CASE

MODEL	SIZE/TYPE	DESCRIPTION	REFERENCE NUMBERS					
			Cover	Main Plate	PTO Plate	Release Bearing	Spigot Bearing	PTO Release Bearing
B250, B275, B276, B354	9/11" Dual	Cover narrow faces contains PTO plt Plt Main 11x1½x10 spline narrow facings loose Plt PTO 9x1½x10 spline captive						
B250, B270	10" Single	Cover with release plt Plt Main 10x1½x10 spline	200-1105	221-1076	212-1029	231-1029	230-1013	
Early 250	10"	Plt Main 10x1½x10 spline	200-1106	221-1077		231-1030	230-1013	
				221-1167				

INTERNATIONAL/CASE






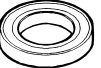
Continued

			REFERENCE NUMBERS					
			Cover	Main Plate	PTO Plate	Release Bearing	Spigot Bearing	PTO Release Bearing
								
MODEL	SIZE/TYPE	DESCRIPTION						
B275, BD144 Eng, 434, 444	11" Single	Cover 3/8" spacers on cover flange Plt Main 11x1 1/2x10 spline organic standard duty Plt Main 11x1 1/2x10 spline sintered heavy duty	200-1107	221-1078 221-1079		231-1029	230-1013	
374, 384, 414, 434, 444	9/11" Dual	Cover contains PTO plt Plt Main 11x1 1/2x10 spline wide facings loose Plt PTO 9x1 1/4x10 spline captive	200-1108	221-1080	212-1029	231-1029	230-1013	
B414, B434, 444	11" Single	Plt Main 11x1 1/2x10 spline	200-1109	221-1081		231-1029	230-1013	
444 Skid Unit MANITOU	11" Single	Cover 5/8" spacers on cover flange Plt Main 11x1 1/2x10 spline thick facings	200-1110	221-1082		231-1029	230-1013	
385, 454, 474, 484, 485, 574, 584, 585, 674, 684, 685, 784, 785, 884, 885 785L < 15846 3210, 3220, 3230, 3240 Early 885XL, 895XL	11" Split Torque (11" Laycock)	Cover heavy duty Organic light duty plt 11x1 1/2x10 spline sprung Sintered 6 paddle plt 11x1 1/2x10 spline sprung Sintered 8 paddle plt 11x1 1/2x10 spline sprung 6 paddle clutch kit 4 in 1 8 paddle clutch kit 4 in 1	200-1111	221-1083 221-1084 221-1085		231-1031	230-1013	
685L, XL, 785L, XL, 885L XL, 685SL 278 Industrial 785XL 885XL, 395, 595, 795, 895, 4210, 4220, 4230, 4240 785L < 15847 995 Turbo	12" Single (12" Rockford)	Cover Rockford Plt Main 12x1 1/2x10 spline 6 paddle sprung Kit 5 in 1 Kit Cover/Plate	200-1112 200-208K	221-1086		231-1031 231-1032	230-1013	
523, 624, 724 MANITOU FORK LIFT	11" Single	Cover F & S Type coil spring Plt Main 11x1 1/2x10 spline Plt Main 11x1"x13 spline Release Bearing (Carbon) Release Bearing (Ball)	200-1113	221-1087 221-1088		231-1033 231-1034	230-1014	
523, 553, 554, 624, 644, 654, 724, 734, 743, XL, XLA, 744, 745XL, XLA, 754, 824, 844, 844S, 844XL, XLA	300 280mm Dual	Cover contains PTO plt Plt Main 300x1 1/2x10 spline 5 paddle loose Plt PTO 280x45x22 spline captive	200-1114	221-1089		231-1035	230-1013	231-14
Heavy duty modification replace Flywheel + 200-202K 2 in 1 kit								







INTERNATIONAL/CASE

Continued







REFERENCE NUMBERS

MODEL	SIZE/TYPE	DESCRIPTION	Cover	Main Plate	PTO Plate	Release Bearing	Spigot Bearing	PTO Release Bearing
								
946, 1046	280/ 280mm Dual	Cover F & S Type contains main plt Plt Main 280x48x23 spline captive Plt PTO 280x30x16 spline loose	200-1115	221-1090	212-1030	231-1035	230-1013	231-14
856, 856XL, 955, 955XL, 956, 956XL, 1055, 1055XL, 1056, 1056XL	310/ 310mm Dual	Cover contains PTO plt Plt Main 5 paddle 310x1½x10 spline loose Plt Main 6 paddle 310x1½x10 spline loose Plt PTO organic 310x45x22 spline captive	200-1116		212-1031	231-1035	230-1013	231-14
THE ABOVE ASSEMBLIES ARE OF F & S TYPE	310/ 310mm Dual	Cover LUK Cover contains sintered PTO plt Plt Main 7 paddle 310x1½x10 spline loose	200-1117	221-1093		231-1035	230-1013	231-14
Models with LUK unit fitted		Cover & Plate Kit	200-202K					
1246	310/ 310mm Dual	Cover contains main plt Plt Main 310x48x23 spline 6 paddle captive Plt PTO 310x30x16 spline loose	200-1119		212-1032	231-1035	230-1013	231-14
1255XL, 1455XL	350/ 350mm Dual	Cover contains main plt Plt Main 350x48x23 spline 8 paddle captive Plt PTO 350x50x16 spline loose	200-1120		212-1033	231-1035	230-1013	231-14
NON HYDRO POWER								
1255, 1455	350/ 350mm Dual	Cover contains main plt Plt Main 350x48x23 spline 8 paddle captive Plt PTO 350x30x16 spline loose	200-1121		212-1034	231-1035	230-1013	231-14
HYDRO POWER FLUID CLUTCH								

INTERNATIONAL / MANITOU INDUSTRIAL




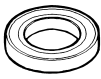

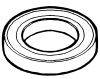















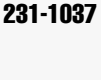





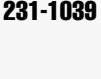








MODEL	SIZE/TYPE	DESCRIPTION	REFERENCE NUMBERS					
			Cover	Main Plate	PTO Plate	Release Bearing	Spigot Bearing	PTO Release Bearing
Manitou J & N Range Manitool	11" Single	Cover F & S coil sprung Plt Main 11x13 spline sprung organic Release Bearing (Carbon) Release Bearing (Ball)	 200-1122	 221-1088		 231-1033 231-1034	 230-1014	
Manitou P Range	11" Split Torque	Cover Laycock splined hub in centre Plt Main 11x1½x10 spline 8 paddle sintered sprung Kit	200-1123 200-199K	221-1094		231-1031	230-1013	
Manitou C Range	11" Single	Cover Borg & Beck ⅝" spacers on flange (Full Step) Plt Main 11x1½x10 spline organic thick facings	200-1124	221-1082		231-1009	230-1013	
International 3434A	11" Single	Cover Borg & Beck ⅝" spacers on flange (Half Step) Plt Main 11x1½x10 spline 5 paddle sintered Plt Main 11x1½x10 spline org. light duty optional	200-1125	221-1079 221-1078		231-1009	230-1013	
International 3434B > 1986	11" Split Torque	Cover Laycock splined hub in centre Plt Main 11x1½x10 spline 6 paddle sprung	200-1123	221-1084		231-1031	230-1013	
International 3434B 1987 <	12" Split Torque	Cover Rockford splined hub in centre Plt Main 12x1½x10 spline 6 paddle sprung	200-1126	221-1086		231-1031	230-1013	

J.C.B.

MODEL	SIZE/TYPE	DESCRIPTION	REFERENCE NUMBERS					
			Cover	Main Plate	PTO Plate	Release Bearing	Spigot Bearing	PTO Release Bearing
2, 3, 3C, 3CS, 4C, 4CS MK1 & MK 2	13" Single	Plt Main 13x1½x10 spline sintered 20 segs. Release bearing with carrier	 200-1127	 221-1095		 231-1036	 230-1015	
MK3 B.M.C. Engine	13" Single	Plt Main 13x1½x10 spline sintered 4 paddle Release bearing with carrier	200-1128	221-1096		231-1036	230-1015	
MK3 FORD 956 Engine	13" Single	Plt Main 13x1½x10 spline sintered 20 segs. Plt Main 13x1½x10 spline organic optional Release bearing with carrier	200-1129	221-1097 221-1098		231-1036	230-1015	
JCB Fastrack 125, 145 Turbo, 155, 185	14" Single	Diaphragm cover, 29 spline hub, main plate 14 sint spline 1½ x 10	200-1255	221-1226		231-1064	230-1021	







JOHN DEERE

REFERENCE NUMBERS







MODEL	SIZE/TYPE	DESCRIPTION	REFERENCE NUMBERS					
			Cover	Main Plate	PTO Plate	Release Bearing	Spigot Bearing	PTO Release Bearing
840, 940, 1040, 1140, 1020, 1120, 1130, 1530, 1630, 1640, 1840, 2330, 2130, 2040, 2240	280mm Spl. Torq.	Cover 3 lever diaphragm All with independent PTO Plt Main 280x26x15 spline rigid Plt Main 280x26x15 spline sprung Release Bearing without greaser < 6/76 Release Bearing with greaser 7/76 <	 200-1130	 221-1099 221-1100		 231-1037 231-1038	 230-1016	
2130, 3120, 3130 When fitted Hi-Low	300mm Spl. Torq.	Cover 3 lever, coil spring hub 45mmx27 spline Plt Main 300x1¼x10 spline rigid Release Bearing without greaser < 6/76 Release Bearing with greaser 7/76 < Plt Main 300x1¼x10 spline rigid 6 pad. H/Duty	 200-1131	 221-1101 221-1102		 231-1037 231-1038	 230-1016	
2130, With independent PTO Without Hi-Low	300mm Spl. Torq.	Cover, hub 38.5mmx23 spline Plt Main 300x26x15 spline rigid Release Bearing without greaser < 6/76 Release Bearing with greaser 7/76 <	 200-1132	 221-1103		 231-1037 231-1038	 230-1016	
2040S, 2140 > 416039L	320mm Spl. Torq.	Cover F & S Type hub 45mmx27 spline Plt Main 320x1¼x10 spline organic sprung Release Bearing without greaser	 200-1133	 221-1104		 231-1037		
May be superseded to 330mm Clutch Kit by machining the flywheel diameter 200-200K								
2040S, 2140 < 416040L 3040, 3140	320mm Spl. Torq.	Cover LuK diaphragm hub 45mmx27 spline Plt Main 320x1¼x10 spline 5 paddle Plt Main 320x1¼x10 spline 7 paddle	 200-1134	 221-1105 221-1106		 231-1039	 230-1016	
May be superseded to 330mm Clutch Kit by machining the flywheel diameter 200-200K								
1040, 1140, 1640, 1840, 2040, 2240	320mm Spl. Torq.	Cover LuK diaphragm hub 45mmx27 spline Plt Main 25x15 spline organic	 200-1134	 221-1107		 231-1039	 230-1016	

JOHN DEERE

Continued

MODEL	SIZE/TYPE	DESCRIPTION	REFERENCE NUMBERS					
			Cover	Main Plate	PTO Plate	Release Bearing	Spigot Bearing	PTO Release Bearing
1640, 2040 2250 2450 2650 Narrow	320mm Spl. Torq.	Cover LuK diaphragm, hub 38.5mmx23 spline Plt Main 320x25x15 spline						
2650, 2850, 3050, 3350 New type diagonal hole button	330mm Spl. Torq.	Cover LuK diaphragm, hub 45mmx27 spline Plt Main 330x1¼x10 spline 5 paddle Release Bearing complete with cylinder Cover and Plate Kit Optional organic plate	200-1135	221-1107		231-1039	230-1016	
3650, 3640	330mm Spl. Torq.	Cover LuK diaphragm Plt Main 330x1¼x10 spline 6 paddle	200-1136	221-1108		231-1040	230-1016	
3000 Series Range	310mm Dual	Captive Main Plate 45mm x 16 spline PTO Plate loose 25mm x 13 spline	200-200K	221-1109				
			200-1137	221-1110			230-1016	
			200-1256	212-1058				







LAMBORGHINI

MODEL	SIZE/TYPE	DESCRIPTION	REFERENCE NUMBERS					
			Cover	Main Plate	PTO Plate	Release Bearing	Spigot Bearing	PTO Release Bearing
C352	225/ 225mm Dual	Cover main plate captive						
R483, 483DT	250/ 250mm Dual	Cover contains main plt 20 spline Plt PTO 14 spline	200-1220		212-1035			
MODELS FITTED WITH VALEO CLUTCH 6 LEVER			200-1221		212-1036			
C483, R483, C503, R503, C553, C583, C603, R603, C633, R653, C654, C683, R683, R724, 754 R745, 754DT, 824, 845, 845DT, 854, 854DT	280/ 280mm Dual	Cover contains main plt 40x20 spline organic Plt PTO 280x14 spline loose	200-1222		212-1037	231-1018	230-1010	231-1017
MODELS FITTED WITH LUK CLUTCH 6 LEVER NOT INTER- CHANGEABLE	LUK 280/280 Dual	Cover contains main plt 40x20 spline 5 paddle sintered	200-1223		212-1037	231-1018	230-1010	231-1017
MODELS FITTED WITH VALEO CLUTCH 6 LEVER	VALEO 280/280 DUAL	Cover contains main plt 40x20 spline 5 paddle sintered	200-1257		212-1037	231-1018	230-1010	231-1017

LAMBORGHINI







Continued

REFERENCE NUMBERS

MODEL	SIZE/TYPE	DESCRIPTION	Cover	Main Plate	PTO Plate	Release Bearing	Spigot Bearing	PTO Release Bearing
								
674/70	280mm Single	Cover assembly diaphragm 8 bolt fixing Plt Main organic 40x20 spline	200-1224	221-1111		231-1041		
R653, 653DT, R654, R654DT, R684, 684DT	280/ 280mm Dual	Cover contains main plt 20 spline organic Plt PTO 280x14 spline Cover contains main plt 5 paddle sintered Plt PTO 280x14 spline	200-1225 200-1226		212-1037 212-1037	231-1042		
MODELS FITTED WITH VALEO CLUTCH 3 LEVER & DIAPHRAGM FINGERS								
R704, 804 WITH LUK CLUTCH	280/ 280mm Dual	Cover contains main plt 48x23 spline Plt PTO 280x14 spline loose	200-1227		212-1037	231-1042		
C704, C754, R754, 754DT	310/ 310mm Dual	Cover contains main plt 20 spline organic Plt PTO 310x14 spline loose	200-1228		212-1038	231-1042		
MODELS FITTED WITH VALEO CLUTCH 3 LEVER + RING & DIAPHRAGM FINGERS								
R854, 854DT, R955, R955DT C704, C754, R754, 754DT	310/ 310mm Dual	Cover contains main plt 6 paddle sintered Plt Main sintered captive Plt PTO 310x14 spline loose	200-1229	221-1112	212-1038	231-1043		
MODELS FITTED WITH VALEO CLUTCH 3 LEVER + RING & DIAPHRAGM FINGERS								
874-90, 774-80, 105 & 104 874 - 90 Grand Prix	310mm Single	Cover diaphragm Plt Main 310x40x24 spline organic Cover to use with 221-1114 only Plt Main 8 paddle sintered to use with 200-1231 only	200-1230 200-1231	221-1113 221-1114		231-1041		
R904 MODEL FITTED WITH LUK CLUTCH	330/ 310mm Dual	Cover contains main plt 48x23 spline 6 paddle Plt PTO 310x14 spline loose	200-1232		212-1038			
956, R1106, 1106DT, R1156, 1156DT, R1256, 1256DT, 1306TURBO, 1506 TURBO, 1556, 1556DT, 1706 TURBO 850 PREMIUM	350mm Single	Cover diaphragm Plt Main 50x24 spline organic Plt Main 50x24 spline 7 paddle sintered	200-1233	221-1115 221-1116				

LAMBORGHINI




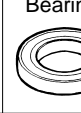


Continued

MODEL	SIZE/TYPE	DESCRIPTION	REFERENCE NUMBERS					
			Cover	Main Plate	PTO Plate	Release Bearing	Spigot Bearing	PTO Release Bearing
1056 (Air Cooled) - Early	320/260mm	Cover coil spring captive PTO Plt Main 320x29x10						
1056 (Water Cooled) - Late	14" Single	spline organic Cover Diaphragm Plt Main organic	200-1234	221-1117				
			200-1235	221-1118				
115, Formula 135	330mm Single	Cover Diaphragm Plt Main 45x21 spline 6 paddle	200-1236	221-1119		231-1044		







LEYLAND

MODEL	SIZE/TYPE	DESCRIPTION	REFERENCE NUMBERS					
			Cover	Main Plate	PTO Plate	Release Bearing	Spigot Bearing	PTO Release Bearing
154, 4/25 Marshall 302	9" Single	Plt Main 9x1x10 spline						
			200-1138	221-1120		231-1045	230-1017	
Mini Tractors	9" Single	Plt Main 9x1x10 spline	200-1139	221-1121		231-1045		
245,253, 255, 262, 270, 272, 282, 342, 344, 384, 460, 462, 472, 482, 3/45, 4/65, 10/42, 10/60, 502, 602, 604	11/11" Dual	Cover contains PTO plt Plt Main standard 11x1x10 spline organic loose Plt Main 5 paddle 11x1x10 spline sintered loose Plt Main Turbo 11x1x10 spline organic loose Plt PTO 11x1x10 spline captive	200-1140	221-1122	212-1039	231-1046	230-1015	231-1047
				221-1079				
				221-1123				
342	11" Single	Cover coil sprung Plt Main 11x1x10 spline rigid	200-1009	221-1124				
262, 272, 344, 383 INDUSTRIAL MODELS	13" Single	Plt Main 13x1x10 spline	200-1141	221-1125				
344, 384, 460,462, 472, 3/45, 4/65 Nuffield Universal 4	11" Single	Plt Main 11x1x10 spline organic	200-1142	221-1124				
344, 384	13" Single	Plt Main 13x1x10 spline organic	200-1143	221-1125		231-1048	230-1015	
460	13" Single	Plt Main 13x1x10 spline 4 paddle	200-1143	221-1126		231-1048	230-1015	
MK1, MK2 Skid Unit	13" Single	Plt Main 13x1x10 spline 20 segs	200-1143	221-1127		231-1048	230-1015	






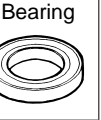
LEYLAND Continued

MODEL	SIZE/TYPE	DESCRIPTION	REFERENCE NUMBERS					
			Cover 	Main Plate 	PTO Plate 	Release Bearing 	Spigot Bearing 	PTO Release Bearing 
Skid Unit < 1973	13" Single	Plt Main 13x1½x10 spline 4 paddle	200-1144	221-1126		231-1048	230-1015	
285, 485, 2100	12/12" Dual	Cover Laycock contains PTO plt Plt Main 12x1½x10 spline loose Plt PTO 12x1¾x10 spline captive	200-1145	221-1128	use 212-1014	231-1046	230-1015	231-1047
WITH LAYRUB PTO PLATE		Cover Laycock contains PTO plt Plt Main 12x1½x10 spline loose	200-1146	221-1128		231-1046	230-1015	231-1047
702, 704, 802, 804, 904		See MARSHALL						

MARSHALL

MODEL	SIZE/TYPE	DESCRIPTION	REFERENCE NUMBERS					
			Cover 	Main Plate 	PTO Plate 	Release Bearing 	Spigot Bearing 	PTO Release Bearing 
502, 602, 604, 702, 704, 802, 804, 904	12"/11" Dual	Cover contains PTO plt Plt Main Std facings 12x1½x10 spline Plt Main sintered facings 12x1½x10 spline Plt PTO rigid captive 11x1¾x10 spline Release bearing metric 75mm fitted to some models	200-1147	221-1129 221-1130	212-1039	231-1046	230-1015	231-1047
75, 90, Track Marshall 70 Crawler	14" Single	Plate main sprung	200-1149	221-1131				
Track Marshall Shovel	11" Single	Plate main rigid	200-1150	221-1132				
P100	13" Single	Cover single coil sprung Plt Main rigid 13x1¾x17 spline	200-1151	221-1133				
Track Marshall 135 Crawler	13" Twin Lip Clutch	Kit contains cover, 2 plates (sint) + interplate	200-209K					

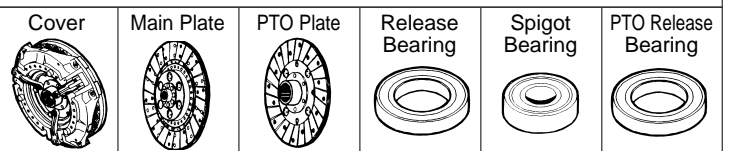
MASSEY FERGUSON

			REFERENCE NUMBERS					
MODEL	SIZE/TYPE	DESCRIPTION	 Cover	 Main Plate	 PTO Plate	 Release Bearing	 Spigot Bearing	 PTO Release Bearing
35 4cyl.	11"/9" Dual	Cover uses 2 diaphragm springs contains PTO plt Plt Main 11x1½x10 spl. rigid narrow facings Plt PTO 9x1¾x10 spline captive	200-1152	221-1134	212-1040	231-1050	230-1011	
35 (A3 152 eng) 135 (3 cyl eng) 65 765	11"/9" Dual	Cover contains PTO plt Plt Main 11x1½x10 spline loose Plt Main 11x1½x10 spl. full sintered facings Plt PTO 9x1¾x10 spline captive	200-1153	221-1140 221-1141	212-1040	231-1050	230-1011	
165, 175, 178		Cover contains PTO plt 9 springs	200-1153					
All models when fitted 11" cover		Cover repair kit	218-1000					
135, 148, 165, 168, 175, 178, 185, 188	12"/10" Dual	Cover contains PTO plt 9 springs Cover contains PTO plt 12 springs Plt Main 12x1½x10 spline loose Plt Main 12x1½x10 spl. full sintered facings Plt PTO 10x1¾x10 spline captive	200-1154 200-1155	221-1142 221-1143	212-1041	231-1050	230-1011	
MF 20D & 20H Industrial		Cover repair kit	218-1001					
IMT 540		Plt Main 11x1½x10 spline loose		221-1140			230-1011	
165, 168, 185, 188, 265, 275, 285, (A4 248Eng), 290, 550 565, 575, 590, 675, 690 40B with manual transmission 135, 148, 230, 240, 250, 340, 550	12"/10" Dual	Cover contains PTO plt Plt Main 12x1½x10 spline loose Plt Main 12x1½x10 spl. full sintered facings Plt PTO 10x1¾x25 spline captive	200-1156	221-1142 221-1143	212-1042	231-1050	230-1011	
		Cover repair kit	218-1001					

MASSEY FERGUSON

Continued







REFERENCE NUMBERS



MODEL	SIZE/TYPE	DESCRIPTION	Cover	Main Plate	PTO Plate	Release Bearing	Spigot Bearing	PTO Release Bearing
350, 355, 365, 362, 375, 390	12" Split Torque	Cover fixed 25 spline hub in centre Plt Main 12x1½x21 spline organic loose Plt Main 12x1½x21 spl. sprung organic loose Plt Main 12x1½x21 spline sintered loose Plt Main 12x1½x21 spline 5 paddle Plt Main 12x1½x21 5 pad sint. iron sprung	200-1157	221-1144 221-1145 221-1146 221-1147 221-1148		231-1050	230-1011	
		Cover repair kit Split Torque plt (fixed in cover)	218-1001		212-1043			
350, 355, 362, 365, 375, 390	12/10" Dual	Cover contains PTO plt Plt Main 12x1½x21 spline organic loose Plt Main 12x1½x21 spline sintered loose Plt PTO 10x1¾x25 spline captive Cover repair kit	200-1156	221-1144 221-1146	212-1042	231-1050	230-1011	
285, (A4-318 eng), 592, 595 > Z214004 1080	12" Split Torque	Cover Rockford with 25 spline hub Plt Main 12x1½x10 spl. Plt Main 12x1½x10 spl. 4W.D. models sint.	200-1162	221-1149 221-1150		231-1050	230-1011	
Note: Early 1080 models had spline hub in Cover Assembly			200-1239					
133,135,148, 165, 168, 178, 185, 188, 230, 240, 250, 260, 265, 275, 285, 290, 550, 560, 565, 575, 590, 675, 690, 30D and 30H Industrial	12" Split Torque	Cover Fixed 25 spl. hub Plt Main 12x1½x10 spl. Plt Main 12x1½x10 spline sintered Cover Repair Kit Organic Plate Kit	200-1157	221-1142 221-1143		231-1050	230-1011	
			218-1001					
			200-218K					
178, 185, 188	12" Split Torque	Cover Fixed 10 spl. hub Plt Main 12x1½x10 spl. Plt Main 12x1½x10 spline sintered Cover Repair Kit	200-1158	221-1142 221-1143		231-1050	230-1011	
			218-1001					
MF 1020, 1030 Ride on Tractor	200mm Single	Plt Main 200x1"x13 spline organic Plt Main 215x1"x13 spline organic	200-1159	221-1151 221-1152				







MASSEY FERGUSON

Continued







MODEL	SIZE/TYPE	DESCRIPTION	REFERENCE NUMBERS					
			Cover 	Main Plate 	PTO Plate 	Release Bearing 	Spigot Bearing 	PTO Release Bearing 
298, 698, 595 < Z214005	13" Split Torque	Cover fixed 25 spl. hub Plt Main 13x1½x10 spl. Plt Main 13x1½x10 spline sintered Cover Repair Kit	200-1160 218-1002	221-1153 221-1154		231-1050	230-1011	
698T	13" Split Torque	Cover fixed 25 spl. hub Plt Main 13x1½x10 spl. Plt Main 13x1½x10 spline sintered Cover Repair Kit Diaphragm Sprung Cover	200-1161 218-1002 200-1161D	221-1153 221-1154		231-1050	230-1011	
390T, 398, 399, 699	13" Split Torque	Cover fixed 25 spl. hub Plt Main 13x1½x21 spline organic rigid Plt Main 13x1½x21 spline organic sprung Plt Main 13x1½x21 spline sintered rigid Plt Main 13x1½x21 spline sintered sprung Plt Main 13x1½x21 spline sintered sprung 5 paddle Diaphragm Sprung Cover Cover Repair Kit	200-1161 200-1161D 218-1002	221-1155 221-1156 221-1157 221-1158 221-1159		231-1050	230-1011	
2135, early industrial models & 203	11" Single	Cover no PTO Plt Main 11x1½x10 spline sintered Cover Repair Kit	200-1163 218-1000	221-1160		231-1050	230-1011	
50B Manual transmission 50D, 50H	12" Single	Cover no PTO Plt Main 12x1½x10 spline full sinter facings Cover Repair Kit	200-1164 218-1001	221-1143		231-1050	230-1011	
2620, 2640, 2680, 2720, 2725, 3630, 3645, 3650, 3655. 3670	350mm Single 14"	Cover diaphragm Plt Main 50x23 spline 8 paddle sintered	200-1237	221-1161		231-1051		
3050, 3060, 3070, 3075, 3080, 3090, 3065, 3095	13" Single	Cover diaphragm Plt Main 50x23 spline 5 paddle sintered Cover + Plate Kit	200-1166 200-213K	221-1162		231-1051		
3100, 3120, 3125, 3115	330mm Single (Pull Type)	Cover diaphragm type Sintered plate 50x23 7 paddle	200-1167	221-1163				

MASSEY FERGUSON

Continued






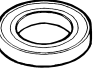
MODEL	SIZE/TYPE	DESCRIPTION	REFERENCE NUMBERS					
			Cover	Main Plate	PTO Plate	Release Bearing	Spigot Bearing	PTO Release Bearing
200, 224	11" Single	Cover coil sprung 4 lever Plt Main 11x32x10 spline sprung						
1200 ARTIC > 1976	13" Split Torque	Cover 10 spline PTO hub Plt Main 13x1½x10 spline 6 paddle	200-1168	221-1164				
1200 ARTIC < 1977	13" Split Torque	Cover 25 spline PTO hub Plt Main 13x1½x21 spline 6 paddle	200-1170					
1250	13" Split Torque	Cover 25 spline PTO hub Plt Main 330x29x21 spline 6 paddle	200-1171	221-1166				
Tet 20 Diesel & TEF Diesel	10" Single	Cover coil sprung with release plate Plt Main 10x1¾x10 spline Cover without release plt	200-1172 200-1172F	221-1167		231-1052 231-1026	230-1011	
TEA: TEC; TED20	9" Single	Cover coil sprung Plt Main 9x1½x10 spline	200-1173	221-1168				
MF 35 TVO, and PETROL	9" Single	Cover coil sprung Plt Main 9x1½x10 spline Plt Main 10x1½x10	200-1174	221-1169 221-1170				
MASSEY COMBINE 520, 525, 620, 625	11" Single	Cover coil sprung Plt Main 11x35mmx10 spline	200-1175	221-1171		231-1006		
TL21 Crawler 4500, 5500, C3200	10" Single		200-1176	221-1172 221-1173				
Massey 184, 184S Landini 1545	280/ 280 Dual	Cover contains main plt 14 spline Plt PTO loose 280x25x10	200-1177		212-1044	231-1021	230-1013	230-1053

MERCEDES BENZ







MODEL	SIZE/TYPE	DESCRIPTION	REFERENCE NUMBERS					
			Cover	Main Plate	PTO Plate	Release Bearing	Spigot Bearing	PTO Release Bearing
MB TRAC 900, 1000	310/ 330mm Dual	Cover 6 levers contains PTO plt Plt Main 330x32x10 6 paddle sprung Plt PTO 310x50x24 cap.						
MB TRAC 1100, 1300, 1500	310/ 330mm Dual	Cover 6 levers contains PTO plt Plt Main 330x40x20 6 sprung	200-1178	221-1174		231-1054	230-1011	231-1055
UNIMOG 424, 425, 435		Plt Main 330x40x20 sprung organic Plt PTO 310x45x22 cap.		221-1175 221-1176				

MERCEDES BENZ

Continued







MODEL	SIZE/TYPE	DESCRIPTION	REFERENCE NUMBERS					
			Cover	Main Plate	PTO Plate	Release Bearing	Spigot Bearing	PTO Release Bearing
MB TRAC 1100, 1400, 1500, 1600	330/ 350mm Dual	Cover 6 levers contains PTO plt Plt Main 350x40x20 7 paddle sprung Plt PTO 330x50x24 captive	 200-1180	 221-1177		 231-1054	 230-1011	 231-1055
UNIMOG 403, 406, 413, 416	280/ 280mm Dual	Cover 6 levers (both plates captive) Plt Main 280x32x10 6 paddle sprung captive Plt PTO 280x50x24 organic rigid captive	200-1181					
UNIMOG 403, 406, 416	280/ 280mm Dual	Cover 3 levers contains PTO plt Plt Main 280x32x10 6 paddle sprung Plt PTO 280x50x24 organic rigid captive	200-1182	221-1178				

RENAULT

MODEL	SIZE/TYPE	DESCRIPTION	REFERENCE NUMBERS					
			Cover	Main Plate	PTO Plate	Release Bearing	Spigot Bearing	PTO Release Bearing
R50S, R7365, R60S, R7375, R70S, R7385, R80S, R7396, 351M, R7411 > 1120701, 421M, R7241 > 2121951, 460S, R7377, 461M, R7431 > 3128601, 461S, R7441, 480S, R7386, 490S, R7398, 501-4, 556, 656S	250/ 225mm Dual	Cover LUK contains PTO plt Plt Main 30x16 spline organic sprung Plt Main 30x16 spline 6 paddle sprung	 200-1183	 221-1179 221-1180		 231-1054	 230-1011	 231-1055
R92, R7601, R94, R7611, R98, R7451, 461, R7441, 462, R7442, 498, R7466, 551, R7451, 551-4, R7454, 556S, 581, 601-4, 651-2, R7461, 651-4, R7464, 652, R7462, 656S	280/ 280mm Dual	Cover contains rigid PTO Plt Main 6 paddle sprung Plt Main organic sprung PTO plt captive	200-1184	221-1181 221-1182	212-1045	231-1054	230-1011	231-1055
R551, R7451, 551-4, R7454, 581, R651, R7461, 651-4, R7464	280/ 280mm Seq.	Cover contains PTO plt Plt Main 280x30x10 spl. organic captive loose Plt PTO 280x45x16 spline captive Bearings NOT available	200-1185	221-1183				




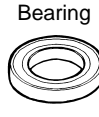

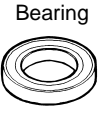
RENAULT Continued

REFERENCE NUMBERS




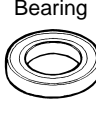


MODEL	SIZE/TYPE	DESCRIPTION	Cover	Main Plate	PTO Plate	Release Bearing	Spigot Bearing	PTO Release Bearing
								
R61, R7711, R7712 70-14, 70-34 RX 85-341, 80-14TX, 80-34 LUK Unit Interchangeable	280/ 280mm Dual	Cover VALEO contains main plt Plt Main 280x16 spline 5 paddle sprung captive Plt PTO 280x13 spline rigid loose	200-1186		212-1046	231-1054	230-1011	231-1055
R68,-12TS, RS, R68- 14TS, RS, R75-12TS, RS, R75-14TS, RS, TX80-12, TX80-14 TX 90-34	310/ 310mm Dual	Cover contains main plt Plt Main 310x45x16 spl. sprung organic captive Plt PTO 310x25x13 spl. rigid organic loose	200-1187	221-1184	212-1047	231-1054	230-1011	231-1055
	310/ 310mm Dual	Cover heavy duty contains sint. main plt	200-1188					
EARLY MODEL FITTED 280/280 DUAL WITH LOOSE PTO SEE ABOVE VALEO/LUK								
TX95-12, TX95-14, TX103-12, TX103-14, R751, R7621 (>86041) R751-4, R7624 (>83074), R781, R7591 (>61184), R7644, R781-4, R7594 (<61184), R782, R851, R7661, R851-4, R7664, R921, R921-4, R951, R7641, R951-4	310/ 310mm Dual	Cover contains PTO plt Plt Main 30x16 spline 6 paddle loose Plt PTO 50x18 spline captive	200-1189	221-1185		231-1054	230-1011	231-1055
R96, R7631, R98, R7651, R498, R7635, R681, R7491, R681-4, R7494, R751-S, R7501, R751-4S, R7504, R751, R7621 (<86016) R751-4, R7624 (<83076), R781, R7591 (>61182)	310/ 310mm Dual	Cover contains rigid PTO plt Plt Main 30x16 spline sprung organic loose Plt Main 30x16 spline 6 paddle sprung loose Plt PTO 30x16 spline captive	200-1190	221-1186 221-1187		231-1054	230-1011	231-1055
SP106-14, TX113-12, TX113-14, TX20-14, TX133-14, R981, R981-4, R1151-4, R1181-4, 133-54, 110-54, 106-54TL	330/ 330mm Dual	Cover contains PTO plt Plt main 30x16 spline 9 paddle sprung loose Plt PTO 50x18 spline organic captive	200-1191	221-1188		231-1054	230-1011	231-1055
TX145-14, R1451-4, R7942, TX145-54, 155-45 Turbo, 155-54 TE, TA, TZ, TX	330/ 350mm Dual	Cover heavy duty contains PTO plt Plt Main 350x30x16 spline 9 paddle sprung loose Plt PTO 330x50x18 spline 6 paddle rigid captive	200-1192	221-1189		231-1054	230-1011	231-1055

SAME




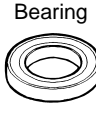


REFERENCE NUMBERS

MODEL	SIZE/TYPE	DESCRIPTION	REFERENCE NUMBERS					
			Cover 	Main Plate 	PTO Plate 	Release Bearing 	Spigot Bearing 	PTO Release Bearing 
Condor 55 (>3516), Taurus 60, Minitaurus, Carsaro 70S, Falcon (>3240), Frutteto ALL MODELS FITTED LUK CLUTCH	280/ 250mm Dual	Cover contains PTO plt Plt Main 25x14 spline sprung loose Plt PTO 40x20 spline captive	200-1193	221-1190		231-1028	230-1019	
Condor 55 (<3517) ALL MODELS FITTED VALEO CLUTCH	280/ 250mm Dual	Cover contains PTO plt Plt Main 25x14 spline sprung loose	200-1194	221-1191		231-1028	230-1019	
Falcon (<3241)	280/ 250mm Dual	Cover contains PTO plt Plt Main 25x14 spline sprung loose	200-1195	221-1191		231-1028		
Leopard Crawler	310/ 310mm Dual	Cover contains main plt Plt PTO 25x14 spline loose	200-1196		212-1048			
Galaxy 170, Hercules 160, Jaguar 100, Laser 90, 100, 110, 130, 150 Leopard 90 Turbo Tiger six 105, Titan Trident 130 EXPORT	350mm single	Cover diaphragm Plt Main 50x24 organic rigid Plt Main 50x24 7 paddle sintered	200-1197	221-1192 221-1193				
Explorer 65, 75	280mm single	Cover 8 bolt holes Cover 6 bolt holes Plt Main 40x24 spline organic	200-1198 200-1199	221-1219		231-1041		
Explorer 75, 80, 90, 90 TURBO Antares 100	310mm single	Plt Main 40x24 spline organic Cover (use only with 221-1195) Plt Main 310x40x24 spline 6 paddle sintered* * Use only with 200-1201	200-1200 200-1201	221-1194 221-1195		231-1041		
Jaguar 95 Export, Panther 95, Leopard 85 Export, Leopart 90 TURBO >20174	330mm Single	Cover coil sprung Plt Main 50x24 spline sprung organic	200-1202	221-1196		231-1028		
Centauro, Corsaro	290/ 255mm Dual	Cover contains PTO plt Plt Main 290x29x10 spline rigid loose Plt PTO 255x45x22 spline captive	200-1203	221-1197	212-1049	231-1028	230-1019	




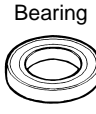


SAME Continued

MODEL	SIZE/TYPE	DESCRIPTION	REFERENCE NUMBERS					
			Cover	Main Plate	PTO Plate	Release Bearing	Spigot Bearing	PTO Release Bearing
Centurion 75, Leone, Saturno	320/ 260mm Dual	Cover contains PTO plt Plt Main 320x29x10 spline rigid loose Plt PTO 262x45x22 spline captive						
			200-1204	221-1198	212-1050	231-1028	230-1019	
Drago 100	350mm Single	Cover diaphragm Plt Main organic	200-1205	221-1199				
Astar 60, 70	310mm Single	Plt Main 310x40x24 spline 6 paddle	200-1206	221-1200		231-1041		
Antares 100	310mm Single	Kit , 3-in-1 contains cover, 6 paddle plate & release bearing	200-203K					
Antares 110, 130	330mm Single	Cover (Diaphragm) Plt Main 45x21 6 paddle	200-1207	221-1201		231-1025		
Same Salarus	185/ 185 Dual	Cover Captive Main Plate 37 x 19 PTO Plate Organic 183 x 20 x 12 splines	200-1258		212-1059			

STEYR





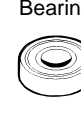

MODEL	SIZE/TYPE	DESCRIPTION	REFERENCE NUMBERS					
			Cover	Main Plate	PTO Plate	Release Bearing	Spigot Bearing	PTO Release Bearing
8080, 8090	310/ 310mm Dual	Cover contains PTO plt 50x24 spline Plt Main loose 32x17 spline organic						
			200-1208	221-1202				
8140, 8150 Turbo, 8160, 8165, 8180, 8170A Turbo	350mm Single	Cover Diaphragm Main plate 350 x 35 x 10	200-1247	221-1225				

UNIVERSAL







MODEL	SIZE/TYPE	DESCRIPTION	REFERENCE NUMBERS					
			Cover	Main Plate	PTO Plate	Release Bearing	Spigot Bearing	PTO Release Bearing
450, 500, 445	250/ 250mm Dual	Cover contains main plt organic 12mm bolt holes Plt PTO 250x25x10 spline organic loose						
			200-1209		212-1051	231-1056	230-1009	
450DT, 550DT	270/ 270mm Dual	Cover contains main plt organic Pto 250x25x10 spline organic loose	200-1210		212-1052	231-1057	230-1009	
450, 453DT, 533, 550DT, 640DT, 704DT, 643 DT	280/ 280mm Dual	Cover OMG cast levers contains main plt sintered Plt PTO 280x25x10 spline organic	200-1211		212-1053	231-1056	230-1009	231-1007

Cover interchangeable with LuK **200-1052** (12 bolt fixing) & **200-1065** (9 bolt fixing) using Release Bearing **231-1018**




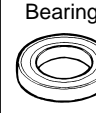

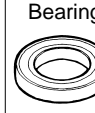
VALMET

MODEL	SIZE/TYPE	DESCRIPTION	REFERENCE NUMBERS					
			Cover	Main Plate	PTO Plate	Release Bearing	Spigot Bearing	PTO Release Bearing
705, 805, < SN500869 6000 - 8000 (hyd-operated)	330mm Single	Cover 13" single diaphragm Plt Main 45x22 s spline organic	 200-1212	 221-1203				
M5/05 Range 255-865	295/ 280 Dual	Cover contains main plate Plate PTO loose, 25 x 18 spline	200-1237		212-1060			
502, 504, 602, 604, 562	280/ 280 Dual	Cover contains main plate Plate PTO loose, 25 x 18 spline	200-1238		212-1061			
505, 605, 704, 705, 805 >SN 509868	310 Single	Cover 310mm diaphragm Plate main 45mm x 22 spline, organic	200-1239	221-1230				
705, 805, <SN 500869 6000-8000 (Hydraulically operated)	330mm Single	Cover 330mm diaphragm Plate main 45mm x 22 spline, rigid, organic	200-1240	221-1221				
Mezzo Range, 6000-8100	330mm Single	Cover 330mm diaphragm Plate main 45mm x 22 spline	200-1241	221-1222				
8200-8400 Mega 50 range	330mm Single	Cover 330mm diaphragm Plate main 45mm x 22 spline,	200-1242	221-1223				
8200-8400 Mega 50 range	350mm Single	Cover 350mm diaphragm Plate main 45mm x 22 spline	200-1243	221-1224				

ZETOR

MODEL	SIZE/TYPE	DESCRIPTION	REFERENCE NUMBERS					
			Cover	Main Plate	PTO Plate	Release Bearing	Spigot Bearing	PTO Release Bearing
3011, 3045, 3545, 4712, 4718, 4911, 5011	11/11" Dual	Cover contains PTO plt, coil sprung type Plt Main 1x16 spline organic loose Plt Main 1x16 spline 4 paddle sintered loose Plt PTO 1¾x28 spline captive	 200-1213	 221-1204 221-1205	 212-1054	 231-1016	 230-1018	

ZETOR Continued

MODEL	SIZE/TYPE	DESCRIPTION	REFERENCE NUMBERS					
			Cover 	Main Plate 	PTO Plate 	Release Bearing 	Spigot Bearing 	PTO Release Bearing 
5211, 5245, 5711, 5718, 5745, 5748, 5911, 5945, 6045, 6211, 6711, 6718, 6745, 6748, 6945, 7011, 7045, 7211, 7245, 7745 Unified Series	11/11" Dual	Cover contains PTO plt Bellville sprung type Plt Main 1½x18 spline organic loose Plt Main 1½x18 spline 6 paddle sintered loose Plt Main 1½x18 spline non asbestos loose Plt PTO 1¾x28 spline captive Pressure Plt for Diaphragm Sprung Clutch Belleville Spring	200-1214	221-1206 221-1207 221-1208	212-1054	231-1016	230-1018	
Unified Range III 3320, 3340, 4320, 4340, 5320, 5340, 5340H, 6320, 6340, 7320, 7340	12/11" Dual	Cover contains PTO plate (Belleville Sprung) Plt Main 12x1½x18 spline organic Plt Main 12x1½x18 spline 6 paddle Pressure Plt 12"	200-1259 221-1209 221-1210 217-1001			231-1016	230-1018	
8011, 8045, 8211 Crystal Series 72-20, 75-40 82-20, 85-40, 92-20, 95-40 105-20, 105-40	13" Split Torque	Plt Main 1¾x18 spline organic Plt Main 1¾x18 spline 6 paddle sintered	200-1215	221-1211 221-1212			230-1018	
10011, 10045, 12011, 12045	13" Split Torque	Plt Main 1¾x22 spline organic Plt Main 1¾x22 spline 6 paddle sintered	200-1216	221-1213 221-1214			230-1018	
8111, 8145, 10111, 10145, 9111, 9145 8211, 8245, 9211, 9245	14" Split Torque	Cover Diaphragm Plt Main 1¾x22 spline organic Plt Main 1¾x22 spline 6 paddle sintered	200-1217	221-1215 221-1216			230-1018	
16045, 12145, 122- 45, 142-45, 162-45, 12111, 14111, 14145, 16111, 16145	15" Split Torque	Cover Diaphragm Plt Main 1¾x22 spline organic Plt Main 1¾x22 spline 6 paddle sintered	200-1218	221-1217 221-1218			230-1018	

**Please contact our Sales Office
for any clutches or clutch parts not listed**

Tel: (01544) 231144 (4 lines)
Fax: (01544) 231484

NOTES

DAVID BROWN

JOHN DEERE

DEUTZ

LEYLAND

FORD

M.F.

FIAT

ZETOR

CASE - IH

OTHERS