




Replacement Parts

Suitable for

Fendt



TRACPIECES

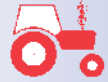




Tel.: +(44) 12 99 25 2200
Fax: +(44) 12 99 25 2201

Bepco Group

Bepco House - Hartlebury Trading Estate - Worcestershire - DY104JB Hartlebury (UK)



TRACPIECES

Tel.: +(32) 04 257 98 00
Fax: 0800 23 132

Tracpieces Benelux s.a.

Rue de Waremme, 114 - B-4530 Villers-le-Bouillet (Belgique/Belgie)



TRACPIECES

Tel.: +(33) 327 83 53 12
Fax: +(33) 327 81 23 13

Tracpieces France s.a.

P.A. Fontaine Notre Dame - F-59406 Cambrai (France)



AGRIPIECES

Tel.: +(33) 553 96 31 25
Fax: +(33) 553 68 03 72

Agripieces Sud-Ouest Distribution s.a.

Zone Industrielle Agen Boe, B.P. 5 - F-47240 Bon-Encontre (France)



Tel.: +(44) 12 99 25 2270
Fax: +(44) 800 21 6553

Bepco (U.K) Ltd.

Bepco House - Hartlebury Trading Estate - Worcestershire - DY104JB Hartlebury (UK)



TRACPIECES

Tel.: +(49) 5251 77 903 66
Fax: +(49) 5251 77 903 77

Tracpieces Ersatzteile GmbH

Steinbruchweg, 13 - D-33106 Paderborn (Deutschland)



TRACPIECES

Tel.: +(31) 413 293 975
Fax: +(31) 413 294 087

Tracpieces Nederland b.v.

Den Dolvert, 10 - NL-5473 GP Heeswijk-Dinther (Nederland)



EURESA

Tel.: +(34) 93 381 00 62
Fax: +(34) 93 381 33 45

Europea de Recambios s.a.

Polig. Indust. Les Guixeres, C/. Xarol, 7 - 08915 - BADALONA (Barcelona - España)



Tel.: +(61) 397 96 54 22
Fax: +(61) 397 96 52 51

Bepco Australasia (Head office)

Factory 5, 1 Melverton Drive - Hallam 3803 Victoria (Australia)



Tel.: +(27) 11 3975386/9
Fax: +(27) 11 3973039

Bepco South Africa (Pty) Ltd.





CNR Rudo Nell / Kelly St. - Jet Park Boksburg, Johannesburg (South Africa)



FENDT PARTS

AMORTISSEURS DE CABINE - CAB SHOCK ABSORBERS - FAHRERHAUSDÄMPFEREN -
DEMPERSCABINE - AMORTIGUADORES DE LA CABINA DE CONDUCTOR








	Ref.	OEM	Type de fixation Fastening type Befestigungsarten Verbindingswijze Tipo de fijación	Description Beschreibung Omschrijving Descripción
Favorit 818 (N°818/101 ⇒ 818/99999) Favorit 822 (N°822/101 ⇒ 822/99999) Favorit 824 (N°824/101 ⇒ 824/99999) Favorit Vario 711 (711/101 ⇒ 711/99999) Favorit Vario 712 (712/101 ⇒ 712/106) Favorit Vario 714 (714/101 ⇒ 714/106) Favorit Vario 716 (716/101 ⇒ 716/106) Favorit Vario 815 (815/101) Favorit Vario 817 (817/101)	22/4116-4 	G716.501.200.160		
Favorit Vario 711 (711/201 ⇒ 711/300) (711/8001⇒) Favorit Vario 712 (712/201 ⇒ 712/300) (712/8001⇒) Favorit Vario 714 (714/201 ⇒ 714/300) (714/8001⇒) Favorit Vario 716 (716/201 ⇒ 716/300) (716/8001⇒)	22/4116-5 	G718.501.200.100	Bossage en haut / Bossage en bas Top eye / Bottom eye Oberes Auge / Untenes Auge Bovenste ring / Onderste ring Anillo superior / Anillo inferior	Bitube pression de gaz Twin-tube, gas pressure Doppelrohr, Gasdruck Dubbelloop / gasdruk Bitubular, presión de gas
Favorit Vario 711 (711/8001 ⇒ 711/99999) Favorit Vario 712 (712/8001 ⇒ 712/99999) Favorit Vario 714 (714/8001 ⇒ 714/99999) Favorit Vario 716 (716/8001 ⇒ 716/99999)	22/4116-6 	G930.500.200.110		Bitube pression de gaz Ressort pneumatique Twin-tube, gas pressure Pneumatic spring Doppelrohr, Gasdruck Luftfeder Dubbelloop / gasdruk Luchtgeveerd veer Bitubular, presión de gas Muelle neumático

 Cabine / Cab / Kabine / Cabine / Cabina



FENDT PARTS

	Ref.	OEM	Type de fixation Fastening type Befestigungsarten Verbindingswijze Tipo de fijación	Description Beschreibung Omschrijving Descripción
Favorit Vario 818 (N°718/101 ⇒ 718/99999) Favorit Vario 916 (916/101 ⇒ 916/99999) Favorit Vario 920 (916/101 ⇒ 916/99999) Favorit Vario 924 (916/101 ⇒ 916/99999) Favorit Vario 926 (916/101 ⇒ 916/99999) Favorit Vario 930 (930/101 ⇒)	22/4116-4 	G716.501.200.160	Bossage en haut / Bossage en bas Top eye / Bottom eye Oberes Auge / Untenes Auge Bovenste ring / Onderste ring Anillo superior / Anillo inferior	
Favorit Vario 818 (718/101 ⇒ 718/99999)	22/4116-5 	G718.501.200.100		Bitube pression de gaz Twin-tube, gas pressure Doppelrohr, Gasdruck Dubbelloop / gasdruk Bitubular, presión de gas
Favorit Vario 818 (718/101 ⇒ 718/99999) Favorit Vario 916 (916/6001 ⇒ 916/99999) Favorit Vario 918 (918/6001 ⇒ 918/99999) Favorit Vario 920 (920/6001 ⇒ 920/99999) Favorit Vario 924 (924/6001 ⇒ 924/99999)	22/4116-6 	G930.500.200.110		Bitube pression de gaz Ressort pneumatique Twin-tube, gas pressure Pneumatic spring Doppelrohr, Gasdruck Luftfeder Dubbelloop / gasdruk Luchtgeveerd veer Bitubular, presión de gas Muelle neumático
Favorit Vario 926 (926/601 ⇒ 926/99999) (926/701 ⇒ 926/800) (926/6001 ⇒ 926/99999)	22/4116-6 	G930.500.200.110		Bitube pression de gaz Ressort pneumatique Twin-tube, gas pressure Pneumatic spring Doppelrohr, Gasdruck Luftfeder Dubbelloop / gasdruk Luchtgeveerd veer Bitubular, presión de gas Muelle neumático

 Cabine / Cab / Kabine / Cabine / Cabina

Les références des pièces sont indicatives.
 Nos pièces ne sont pas d'origine.

Part numbers are quoted for reference purposes only.
 Our parts and accessories are not original.



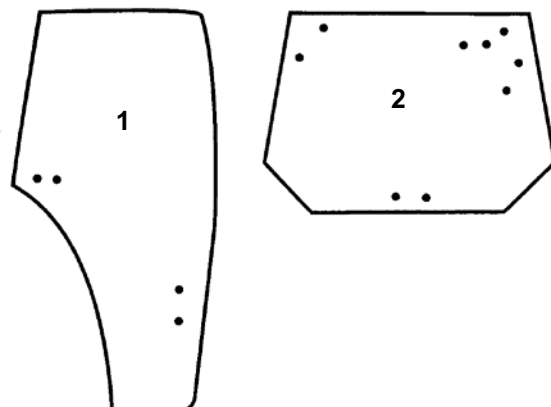
"THE RELIABLE SERVICE"




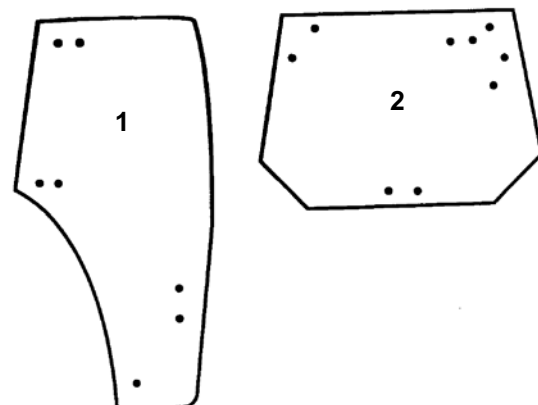



FENDT PARTS

Vitre de cabine - Cab glass - Kabinenscheiben - Kabineruiten - Cristal de cabina



	Fig.	Parts N°	OEM	Pos.	Specification		Dimensions - Size
307, 308, 309, 310, 311, 312 (300 Farmer turbo) 509, 510, 511, 512, 514, 515 (500C Favorit)	1	22/4038-36T	H816.810.030.340	A	R - 4H - CO	T	1395x675x5
	1	22/4039-36T	H816.810.030.330	A	L - 4H - CO		1395x675x5
	2	22/4072-109T	816.810.050.010	B	9H		995x790x5



	Fig.	Parts N°	OEM	Pos.	Specification		Dimensions - Size
307, 308, 309 (300C Farmer) 370, 380 (300GT & GTA) 409, 410, 411, 412 (400 Farmer Vario) 711, 712, 714, 716 (700 Favorit vario) 815, 817, 818 (800 Vario TMS) 916, 918, 920, 924, 926, 930 (900 Vario TMS)	1	22/4038-37T	117.810.030.020	A	R - 7H - CO	T	1435x675x5
	1	22/4039-37T	117.810.030.010	A	L - 7H - CO		1435x675x5
	2	22/4072-109T	816.810.050.010	B	9H		995x790x5

Les références des pièces sont indicatives.
Nos pièces ne sont pas d'origine.

Part numbers are quoted for reference purposes only.
Our parts and accessories are not original.

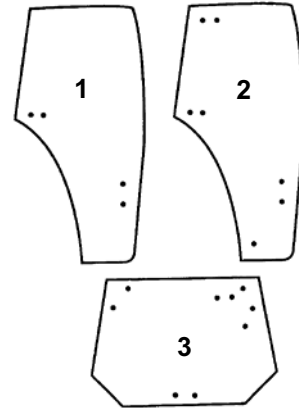



"THE RELIABLE SERVICE"



FENDT PARTS

Vitre de cabine - Cab glass - Kabinenscheiben - Kabineruiten - Cristal de cabina



	Fig.	Parts N°	OEM	Pos.	Specification	Dimensions - Size
816, 818, 822, 824 (800 Favorit) 916, 918, 920, 924, 926 (900 Favorit Vario)	1	22/4038-36T	H816.810.030.340	A	R - 4H - CO	1395x675x5
	1	22/4039-36T	H816.810.030.330	A	L - 4H - CO	1395x675x5
	2	22/4038-37T	117.810.030.020	A	R - 7H - CO	1435x675x5
	2	22/4039-37T	117.810.030.010	A	L - 7H - CO	1435x675x5
	3	22/4072-109T	816.810.050.010	B	9H	995x790x5

A = Porte / Door / Türscheibe / Deur / Puerta
B = Arrière haut / Upper rear / Hinten oben / Achteraan bovenaan / Trasero superior
4H = 4 Trous / 4 Holes / 4 Bohrungen / 4 Gaten / 4 Agujeros
7H = 7 Trous / 7 Holes / 7 Bohrungen / 7 Gaten / 7 Agujeros
9H = 9 Trous / 9 Holes / 9 Bohrungen / 9 Gaten / 9 Agujeros
L = Gauche / Left / Links / Links / Izquierdo
R = Droite / Right / Rechts / Rechts / Derecho
T = Tintée / Tinted / Getönt / Getint / Tintado
CO = Convexe / Curved / Konvex / Convex / Convexo

Les références des pièces sont indicatives.
Nos pièces ne sont pas d'origine.

Part numbers are quoted for reference purposes only.
Our parts and accessories are not original.



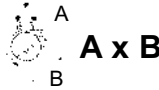





"THE RELIABLE SERVICE"





FENDT PARTS

Démarrateurs - Starter motors - Anlasser - Startmotors - Motores de arranque



Applications <i>Applications</i>	Réf. <i>Ref.</i>	OEM	A x B 	Z 	L 
Fendt					
Séries 800, 900 (Premiers Modèles) Series 800, 900 (Early models) Serie 800, 900 (1 te Serie) Serie 800, 900 (Oudere modellen) Series 800, 900 (Primeros modelos)	62/930-233 (Bosch) 24V 4,2KW	F824.900.060.170 F824.900.060.080	2x127 	10Z	265
	New				
Moteurs / Engines / Motoren / Motores D208, D225, D325	62/930-234 (Magnetron) Avec réducteur With reducer 12V 2,7KW	F139.900.060.011	2x105 	9Z	220
	62/930-28 (Iskra) 12V 3,0KW		2x105 	9Z	259





FENDT PARTS

**Feux avant de position & clignotants - Front side lights and indicators -
Begrenzungsleuchten, vorn und Blinker - Stand - en knipperlichten voor -
Luces delanteras posición e intermitentes**

	Part N°	OEM		Ampoule Bulb Glühlampe Gloeilamp Bombilla
Série 100 series	22/1902-4	F228900020010 Gauche Left Links Izquierdo		63/1955-270 1x 12V 18W 63/1955-202 1x12V 3W
	22/1902-5	F288900020020 Droit Right Rechts Derecho		



INDEX
INDEX

AIRCO	.110-111
ALTERNATEURS	.103-104
ATTELAGE	.102
AVERTISSEUR SONORE	.51
BAGUES D'ETANCHEITE	.95
BAGUES D'ETANCHEITE DE PRISE DE FORCE	.60
BAGUES DE BALANCIER DE TRAIN AVANT	.88
BALAIS D'ESSUIE-GLACE	.112
BARRES DE POUSSEE	.101
BIELLE	.10-11
BOUCHONS DE RADIATEURS	.32
BOUCHONS DE REMPLISSAGE D'HUILE	.21
BOUCHONS DE RESERVOIR	.22
BOUGIES DE PRECHAUFFAGE	.22
CABLES D'ARRET	.23
CABLES D'EMBRAYAGE DE PTO	.60
CABLES DE COMPTE-HEURES	.52
CHAUFFAGE DE CABINE	.109
CHEMISES	.13-15
CIRCUITS D'ASSERVISSEMENT PNEUMATIQUE	.67
CONTACTEURS	.46-51
COURONNE DE DEMARRAGE	.11
COURROIS DE VENTILATEUR	.30-31
COUSSINETS ET BAGUES DE BIELLE	.10-11
COUSSINETS ET BAGUES DE VILEBREQUIN	.7-9
CROISILLONS DE PONT AVANT MOTEUR	.89
CYLINDRES	.13-15
DEMARREURS	.105-106
DISQUES D'EMBRAYAGE	.53-58
DISQUES D'EMBRAYAGE DE PTO	.61
DISTRIBUTEURS HYDRAULIQUES	.99
DURITES DE REFROIDISSEMENT	.26-29
ECHAPPEMENTS	.33
ECLAIRAGE	.43-45
ECROUS ET GOUJONS DE ROUE	.68
EMBRAYAGES	.53-58
FICHES ET PRISES	.52
FILTRATION	.34-41
FILTRES DE CABINE	.42
FREINS A DISQUE	.64-65
FREINS A TAMBOUR	.62-63
GOUJONS ET ECROUS DE ROUE	.68
JEUX DE REVISION MOTEUR	.12
JEUX DE SEGMENTS	.13-16
JOINTS DE CHEMISE	.16
JOINTS DE COLLECTEURS	.33
JOINTS DE MOTEUR	.19-21
MAITRES CYL. & CYL. RECEPT D'EMBRAYAGE	.59
MAITRES CYL. & CYL. RECEPT DE FREIN	.66
MECANISMES & DISQUES D'EMBRAYAGE	.53-58
MOTEURS D'ESSUIE-GLACE	.112
NEZ D'INJECTEUR	.24

AIRCO	.110-111
ALTERNATORS	.103-104
BEARINGS	.94
BRAKE CYLINDERS	.66
BRAKE OIL TANKS	.67
BRAKES	.62-65
CAB FILTERS	.42
CAB GLASS	.116-117
CAB HEATING	.109
CLUTCH ASSEMBLIES & PLATES	.53-58
CLUTCH CYLINDERS	.59
CONROD BEARINGS & BUSHES	.10-11
CRANKSHAFT BEARINGS & SEALS	.7-9
CYLINDER HEAD PARTS	.17-18
DISK BRAKES	.64-65
DRIVE CABLES	.52
DRIVE UNIT	.52
DRUM BRAKES	.62-63
ENGINE AND TRACTOR APPLICATION CHARTS	.6
ENGINE GASKET SETS	.19-21
ENGINE HEATERS	.109
FAN BELTS	.30-31
FILTERS	.34-41
FLYWHEEL ASSY.	.11
FLYWHEEL GEAR	.11
FRONT AXLE 4WD	.71-88
FRONT AXLE PARTS	.69-70
FRONT AXLE SHAFT BUSH	.88
FRONT AXLE U-JOINT	.89
FRONT PTO SEALS	.60
FUEL PUMPS	.23
GAS STRUTS	.114
GLAZING RUBBER AND DRAFT EXCLUDERS	.115
HEATER PLUGS	.22
HORN	.51
HYDRAULIC PUMPS	.96-98
HYDRAULIC SPOOL VALVES	.99
INJECTOR NOZZLES	.24
LEVELLING ROD COMPONENTS	.102
LIFT SPOOL VALVES	.100
LIGHTING	.43-45
LINER GASKETS	.16
LINERS	.13-15
LOCKS AND HANDLES	.107
MANIFOLDS GASKETS	.33
MIRRORS	.113

Les références des pièces sont indicatives.
Nos pièces ne sont pas d'origine

Part numbers are quoted for reference purposes only.
Our parts and accessories are not original.



"THE RELIABLE SERVICE"



INDEX
INDEX

PEINTURE	108	OIL FILLER CAP	21
PIECES D'AVANT-TRAIN	69-70	OIL PUMPS	19
PISTONS	13-15	OIL SEALS	95
PISTONS, JEUX DE SEGMENTS & CHEMISES	13-16	OVERHAUL KITS	12
POIGNEE ET SERRURES	107		
POMPES A EAU	25	PAINT	108
POMPES A HUILE	19	PARTS FOR HYDRAULIC PUMPS	98
POMPES D'ALIMENTATION	23	PISTONS	13-15
POMPES HYDRAULIQUES	96-98	PISTONS, RING SETS & LINERS	13-16
PONT ARRIERE	90	PLUG & SOCKET	52
PONT AVANT 4RM	71-88	PNEUMATIC BRAKES	67
PRISES ET FICHES	52	POMPES D'ALIMENTATION	23
PROFILES D'ETANCH. POUR GLACES DE CAB.	115	PTO CLUTCH CABLES	60
		PTO CLUTCH DISCS	61
RADIATEURS	32	PTO SHAFT SEALS	60
RECHAUFFEURS DE MOTEUR	109		
RENOI D'ANGLE	52	RADIATOR CAPS	32
RESERVOIRS A LIQUIDE DE FREIN	67	RADIATOR HOSES	26-29
RETROVISEURS	113	RADIATORS	32
ROTULES ET TIRANTS DE DIRECTION	90-91	REAR AXLE	90
ROULEMENTS	94	RING SETS	13-16
SEGMENTS	13-16	SEATS	115
SIEGES	115	SILENCERS	33
SOUPAPES & PIECES CONNEXES	17-18	SOCKETS & PLUGS	52
		STARTERS	105-106
TABLEAUX D'IDENTIF. DES MOT. ET TRACT.	3-6	STEERING CYLINDER	93
THERMOSTATS	29	STEERING WHEEL	93
TIRANTS ET ACCOUPLEMENTS DE DIRECTION	92	STOP CABLES	23
		SWITCHES	46-51
VALVES DE RELEVAGE	100		
VERINS A GAZ	114	TANK CAPS	22
VERINS DE DIRECTION	93	THERMOSTATS	29
VILEBREQUIN	7-9	TIE RODS AND SOCKETS	90-92
VITRERIE DE CABINE	116-117	TOP LINKS	101
VOLANT	93	TRACTOR AND ENGINE APPLICATION CHARTS	3-6
VOLANTS MOTEUR	11		
		WATER PUMPS	25
		WHEEL BOLTS AND NUTS	68
		WIPER BLADES	112
		WIPER MOTORS	112

Les références des pièces sont indicatives.
Nos pièces ne sont pas d'origine

Part numbers are quoted for reference purposes only.
Our parts and accessories are not original.



TABLEAUX D'IDENTIFICATION DES TRACTEURS ET MOTEURS
TRACTOR AND ENGINE APPLICATION CHARTS

Tracteur Tractor		Moteur Engine		Cyl. Cyl.	Alésage Boring	Tracteur Tractor		Moteur Engine		Cyl. Cyl.	Alésage Boring
Modèle Model	Série Serie	Marque Makes	Type Typ			Modèle Model	Série Serie	Marque Makes	Type Typ		
FARMER						FARMER					
1	FW 237/1.3	MWM	KD 12 Z			106 S/LS	FW 268	MWM	D 226-4.2	4	105
1	FL 237/2.4	MWM	AKD 112 Z	2	98	106 SA/LSA	FWA 268	MWM	D 226-4.2	4	105
1	FWU 237/7	MWM	K 12 Z			108 S	FW 278	MWM	D 226-4	4	105
1	FWU 237/31	MWM	KD 12 Z			108 SA	FWA 278	MWM	D 226-4	4	105
1	FL 237/41	MWM	AKD 112 Z	2	98	108 S/LS	FW 278	MWM	D 226-4.2	4	105
1 Z	FL 131/4	MWM	AKD 112 Z	2	98	108 SA/LSA	FWA 278	MWM	D 226-4.2	4	105
1 Z	FL 131/4/3646	MWM	D 322-2	2		200 S	FL 144/03	KHD	F 3 L 912	3	100
1 E	FL 131/41	MWM	D 325-2	2	95	200 S	FL 146/03	KHD	F 3 L 912	3	100
1 D	FL 131/42	MWM	D 325-3	3	95	200 SA	FLA 146/23	KHD	F 3 L 912	3	100
2	FW 139/1	MWM	KD 10.5 D	3	90	200 V	FL 145/03	KHD	F 3 L 912	3	100
2	FW 139/1	MWM	KD 110.5 D	3	90	200 VA	FLA 145/23	KHD	F 3 L 912	3	100
2	FW 139/1	MWM	D 208-3	3	95	201 S	FL 146/03	KHD	F 3 L 912	3	100
2	FW 139/1	MWM	D 208-3	3	95	201 SA	FLA 146/23	KHD	F 3 L 912	3	100
2	FW 139/3	MWM	KD 10.5 D	3	90	203 V	FL 155/03	KHD	F 3 L 912	3	100
2	FW 139/3	MWM	KD 110.5 D	3	90	203 VA	FLA 155/23	KHD	F 3 L 912	3	100
2	FW 139/3	MWM	D 208-3	3	95	203 V/II	FL 155/05	KHD	F 3 L 913	3	102
2 E	FW 139/1.3	MWM	D 208-3	3	95	203 VA/II	FLA 155/25	KHD	F 3 L 913	3	102
2 D	FW 228/1	MWM	KD 10.5 D	3	90	203 P	FL 156/03	KHD	F 3 L 912	3	100
2 D	FW 228/1	MWM	KD 110.5 D	3	90	203 PA	FLA 156/23	KHD	F 3 L 912	3	100
2 D	FW 228/1	MWM	D 208-3	3	95	203 P/II	FL 156/05	KHD	F 3 L 913	3	102
2 DE	FW 228/1.3	MWM	D 208-3	3	95	203 PA/II	FLA 156/25	KHD	F 3 L 913	3	102
2 S	FWA 138/7	MWM	D 208-3	3	95	204 P	FL 166/03	KHD	F 4 L 912	4	100
2 S	FW 138/11	MWM	D 208-3	3	95	204 PA	FLA 166/23	KHD	F 4 L 912	4	100
3 S	FW 238/1	MWM	D 208-4	4	95	204 V	FL 167/03	KHD	F 4 L 912	4	100
3 S	FWA 238/7	MWM	D 208-4	4	95	204 VA	FLA 167/23	KHD	F 4 L 912	4	100
4 S	FW 258/1	MWM	D 208-4	4	95	205 P	FL 176/03	KHD	F 4 L 913	4	102
4 SA	FWA 258/7	MWM	D 208-4	4	95	205 PA	FLA 176/23	KHD	F 4 L 913	4	102
5 S	FW 268/01	MWM	D 225-4	4	95	240 S	FL 294/01	KHD	F 3 L 912	3	100
5 SA	FWA 268/21	MWM	D 225-4	4	95	250 S	FL 295/01	KHD	F 3 L 912	3	100
102	FL 135/31	MWM	D 325-3	3	95	250 LE	FL 295/05	KHD	F 3 L 913	3	102
102 S	FL 135/01	MWM	D 325-3	3	95	250 SA	FLA 295/21	KHD	F 3 L 912	3	100
102 SA	FLA 135/21	MWM	D 325-3	3	95	250 LE	FLA 295/25	KHD	F 3 L 913	3	102
102 S	FW 135/01	MWM	D 226-3	3	105	250 V	FL 205/01	KHD	F 3 L 912	3	100
102 SA	FWA 135/21	MWM	D 226-3	3	105	250 K	FL 205/05	KHD	F 3 L 913	3	102
102 S	FW 135/01	MWM	D 226-3.2	3	105	250 VA	FLA 205/21	KHD	F 3 L 912	3	100
102 SA	FWA 135/21	MWM	D 226-3.2	3	105	250 KA	FLA 205/25	KHD	F 3 L 913	3	102
102 LS	FW 135/05	MWM	D 226-3.2	3	105	260 S	FL 296/01	KHD	F 3 L 913	3	102
102 LSA	FWA 135/25	MWM	D 226-3.2	3	105	260 SA	FLA 296/21	KHD	F 3 L 913	3	102
103	FW 138/31	MWM	D 225-3	3	95	260 V	FL 206/01	KHD	F 3 L 913	3	102
103	FWA 138/41	MWM	D 225-3	3	95	260 VA	FLA 206/21	KHD	F 3 L 913	3	102
103 S	FW 138/01	MWM	D 225-3	3	95	260 P	FL 246/01	KHD	F 3 L 913	3	102
103 SA	FWA 138/21	MWM	D 225-3	3	95	260 PA	FLA 246/21	KHD	F 3 L 913	3	102
103 S	FW 138/01	MWM	D 226-3	3	105	270 V	FL 207/01	KHD	F 4 L 912	4	100
103 SA	FWA 138/21	MWM	D 226-3	3	105	270 VA	FLA 207/21	KHD	F 4 L 912	4	100
103 LS	FW 138/05	MWM	D 226-3.2	3	105	270 P	FL 247/01	KHD	F 4 L 912	4	100
103 LSA	FWA 138/25	MWM	D 226-3.2	3	105	270 PA	FLA 247/21	KHD	F 4 L 912	4	100
104 S	FW 238/01	MWM	D 226-3	3	105	275 SA	FLA 297/21	KHD	F 4 L 913	4	102
104 SA	FWA 238/21	MWM	D 226-3	3	105	275 V	FL 208/01	KHD	F 4 L 913	4	102
104 S/LS	FW 238	MWM	D 226-3.2	3	105	275 VA	FLA 208/21	KHD	F 4 L 913	4	102
104 SA/LSA	FWA 238	MWM	D 226-3.2	3	105	280 P	FL 248/01	KHD	F 4 L 913	4	102
105	FW 258/31	MWM	D 226-3	3	105	280 PA	FLA 248/21	KHD	F 4 L 913	4	102
105 S	FW 258/01	MWM	D 225-4	4	95	303 LS	FW 152	MWM	D 226-3.2	3	105
105 SA	FWA 258/21	MWM	D 225-4	4	95	303 LSA	FWA 152	MWM	D 226-3.2	3	105
105 S	FW 258/01	MWM	D 226-4	4	105	303 LS	FW 152	MWM	D 226-3.2	3	105
105 SA	FWA 258/21	MWM	D 226-4	4	105	303 LSA	FWA 152	MWM	D 226-3.2	3	105
105 S/LS	FW 258/01/05	MWM	D 226-4.2	4	105	304 LS	FW 158	MWM	D 226-3.2	3	105
105 SA/LSA	FWA 252/21/25	MWM	D 225-4.2	4	95	304 LSA	FWA 158	MWM	D 226-3.2	3	105
106 S	FW 268/01	MWM	D 225-4	4	95	304 LS	FW 158	MWM	D 226-3.2	3	105
106 SA	FWA 268/21	MWM	D 225-4	4	95	304 LSA	FWA 158	MWM	D 226-3.2	3	105
106 S	FW 268	MWM	D 226-4	4	105	304 LS	FW 158	MWM	TD 226-B 3	3	105
106 SA	FWA 268	MWM	D 226-4	4	105	304 LSA	FWA 158	MWM	TD 226-B 3	3	105

Les références des pièces sont indicatives.
Nos pièces ne sont pas d'origine

Part numbers are quoted for reference purposes only.
Our parts and accessories are not original.



"THE RELIABLE SERVICE"



TABLEAUX D'IDENTIFICATION DES TRACTEURS ET MOTEURS
TRACTOR AND ENGINE APPLICATION CHARTS

Tracteur Tractor		Moteur Engine		Cyl. Cyl.	Alésage Boring	Tracteur Tractor		Moteur Engine		Cyl. Cyl.	Alésage Boring
Modèle Model	Série Serie	Marque Makes	Type Typ			Modèle Model	Série Serie	Marque Makes	Type Typ		
FARMER						FAVORIT					
305 LS	FW 162	MWM	D 227-4.2	4	100	515	FWA515	MWM	TD 226-B 6	6	105
305 LSA	FWA 162	MWM	D 227-4.2	4	100	600 LS	FW 280	MWM	D 227-6	6	100
305 LS	FW 162	MWM	D 226-4.2	4	105	600 LSA	FWA 280	MWM	D 227-6	6	100
305 LSA	FWA 162	MWM	D 226-4.2	4	105	610 S	FW 181	MWM	D 225-6	6	95
305 LS	FW 162	MWM	D 226-B 4	4	105	610 SA	FW181	MWM	D 225-6	6	95
305 LSA	FWA 162	MWM	D 226-B 4	4	105	610 LS	FW 281	MWM	D 226-6	6	105
306 LS	FW 168	MWM	D 226-4.2	4	105	610 LS	FW 281	MWM	D 226-6.2	6	105
306 LSA	FWA 168	MWM	D 226-4.2	4	105	610 LS	FW 281	MWM	D 227-6	6	100
306 LSA	FWA 168	MWM	D 226-B 4	4	105	610 LSA	FWA 281	MWM	D 226-6	6	105
307 LS	FW 170	MWM	TD 226-B 3	3	105	610 LSA	FWA 281	MWM	D 226-6.2	6	105
307 LSA	FWA 170	MWM	TD 226-B 3	3	105	610 LSA	FWA 281	MWM	D 227-6	6	100
307 LS	FW 175	MWM	TD 226-B 3	3	105	611 S	FW 182	MWM	D 226-6	6	105
307 LSA	FWA 175	MWM	TD 226-B 3	3	105	611 SA	FW 182	MWM	D 226-6	6	105
307	FWA 307	MWM	TD 226-B 3	3	105	611 LS	FW 282	MWM	D 226-6	6	105
307	FL117	KHD	BF4M 1012E	4	94	611 LS	FW 282	MWM	D 226-6.2	6	105
308 LS	FW 178	MWM	D 226-4.2	4	105	611 LSA	FWA 282	MWM	D 226-6	6	105
308 LSA	FWA 178	MWM	D 226-4.2	4	105	611 LSA	FWA 282	MWM	D 226-6.2	6	105
308 LS	FW 178	MWM	TD 226-B 4	4	105	611 LSA	FWA 382	MWM	D 226-6	6	105
308 LSA	FWA 178	MWM	TD 226-B 4	4	105	611 LSA	FWA 382	MWM	TD 226-B 6	6	105
308	FWA 308	MWM	TD 226-B 4	4	105	612 SA	FWA 184	MWM	D 226-6	6	105
308	FL118	KHD	BF4M1012EC	4	94	612 LSA	FWA 283	MWM	D 226-6	6	105
309 LS	FW 186	MWM	TD 226-4.2	4	105	612 LSA	FWA 283	MWM	D 226-6.2	6	105
309 LSA	FWA 186	MWM	TD 226-4.2	4	105	612 LSA	FWA 383	MWM	TD 226-6	6	105
309 LSA	FWA 186	MWM	TD 226-B 4	4	105	612 LSA	FWA 383	MWM	TD 226-B 6	6	105
309 LSA	FWA 186	MWM	TD 226-B 4	4	105	614 SA	FWA 184	MWM	TD 226-6	6	105
309 LSA	FWA 186/25	MWM	TD 226-B 4	4	105	614 LSA	FWA 284	MWM	TD 226-6	6	105
309	FWA 309	MWM	TD 226-B 4	4	105	614 LSA	FWA 284	MWM	TD 226-6.2	6	105
309	FL119	KHD	BF4M1012EC	4	94	614 LSA	FWA 384	MWM	TD 226-6	6	105
310 LSA	FWA 192	MWM	TD 226-4.2	4	105	614 LSA	FWA 384	MWM	TD 226-B 6	6	105
310 LSA	FWA 192	MWM	TD 226-4.2	4	105	615 LSA	FWA 285	MWM	TD 226-6	6	105
310 LSA	FWA 192	MWM	TD 226-B 4	4	105	615 LSA	FWA 285	MWM	TD 226-6.2	6	105
310	FWA 310	MWM	TD 226-B 4	4	105	615 LSA	FWA 385	MWM	TD 226-B 6	6	105
311 LSA	FWA 198	MWM	D 226-6.2	6	105	615 LSA	FWA 385	MWM	TD 226-B 6	6	105
311	FWA 311	MWM	D 226-B 6	6	105	622 LSA	FWA 291	MAN	D 2566 ME	6	125
311 LSA	FWA 198	MWM	D 226-B 6	6	105	626 LSA	FWA 292	MAN	D 2566 MTE	6	125
312	FWA 312	MWM	TD 226-B 6	6	105	711	FL711	KHD	BF 6 M 2013	6	98
312 LSA	FWA 199	MWM	D 226-B 6	6	105	712	FL712	KHD	BF 6 M 2013	6	98
409		KHD	BF 4 M 2013	4	98	714	FL714	KHD	BF 6 M 2013C	6	98
410		KHD	BF 4 M 2013	4	98	716	FL716	KHD	BF 6 M 2013C	6	98
411		KHD	BF 4 M 2013	4	98	816	FWA 816	MAN	DO 826 TE 520	6	108
FAVORIT						PORTE OUTIL / HOLDERS					
1	FW 140	MWM	KD 412 D	3	105	Porte outil	F 12 GT	MWM	AKD 112 E		98
2	FW 150	MWM	KD 412 D	3	105	Porte outil	F 220 GT	MWM	AKD 311 Z	2	95
3	FW 150	MWM	KD 210.5 V	4	95	Porte outil	F 225 GT	MWM	AKD 112 Z	2	100
3	FW 150	MWM	D 208-4	4	95	Porte outil	F 230 GT	MWM	AKD 210.5 D	3	95
3 S	FW 165	MWM	D 225-4	4	95	Porte outil	F 231 GT	MWM	D 308-3	3	100
3 SA	FWA 165	MWM	D 225-4	4	95	Porte outil	F 231 GT	MWM	D 325-3	3	100
4	FW 180	MWM	D 225-6	6	95	Porte outil	F 231 GT	MWM	D 327-3	3	100
4 S	FW 180	MWM	D 225-6	6	95	Porte outil	F 250 GT	MWM	D 925 L 3	3	100
4 SA	FWA 180	MWM	D 225-6	6	95						
10 S	FW 181	MWM	D 225-6	6	95						
10 SA	FWA 181	MWM	D 225-6	6	95						
11 S	FW 182	MWM	D 225-6	6	95						
11 SA	FWA 182	MWM	D 225-6	6	95						
12 SA	FWA 183	MWM	D 226-6	6	105						
509	FWA 509	MWM	TD 226-B 4	4	105						
510	FWA 510	MWM	TD 226-B 4	4	105						
511	FWA 511	MWM	D 226-B 6	6	105						
512	FWA 512	MWM	TD 226-B 6	6	105						
514	FWA 514	MWM	TD 226-B 6	6	105						

Les références des pièces sont indicatives.
Nos pièces ne sont pas d'origine

Part numbers are quoted for reference purposes only.
Our parts and accessories are not original.



"THE RELIABLE SERVICE"



TABLEAUX D'IDENTIFICATION DES TRACTEURS ET MOTEURS
TRACTOR AND ENGINE APPLICATION CHARTS

Tracteur Tractor		Moteur Engine		Cyl. Cyl.	Alésage Boring	Tracteur Tractor		Moteur Engine		Cyl. Cyl.	Alésage Boring
Modèle Model	Série Serie	Marque Makes	Type Typ			Modèle Model	Série Serie	Marque Makes	Type Typ		
PORTE OUTIL / HOLDERS						KOMMUNAL					
Porte outil	F 255 GT	KHD	F 3 L 912 H	3	102	GT	F 231 GT	MWM	D 308-3	3	95
Compact	F 255 GT	KHD	F 3 L 912 H	3	102	GT	F 231 GT	MWM	D 325-3	3	100
Porte outil	F 275 GT	KHD	F 4 L 912 H	4	100	GT	F 250 GT	MWM	D 925 L 3	3	100
Compact	F 275 GT	KHD	F 4 L 912 H	4	100	GT	F 255 GT	KHD	F 3 L 912 H	3	100
Porte outil	F 275 GT II	KHD	F 4 L 913 H	4	102	GT	F 275 GT	KHD	F 4 L 912 H	4	100
Compact	F 275 GT II	KHD	F 4 L 913 H	4	102	GT	F 275 GT II	KHD	F 4 L 913 H	4	102
Porte outil	F 345 GT	KHD	F 3 L 912 H	3	100	GT	F 275 GTA II	KHD	F 4 L 913 H	4	102
Porte outil	F 345 GTM	KHD	F 3 L 912 H	3	100	GT	FL 345	KHD	F 4 L 912 H	4	100
Porte outil	F 360 GT	KHD	F 3 L 913 H	3	102	GT	FL 360	KHD	F 3 L 913 H	3	102
Porte outil	F 360 GTF	KHD	F 3 L 913 H	3	102	GT	FL 365	KHD	F 3 L 913 H	3	102
Porte outil	F 360 GTH	KHD	F 3 L 913 H	3	102	GT	FL 380	KHD	F 4 L 913 H	4	102
Porte outil	F 365 GTA	KHD	F 4 L 912 H	4	100	GT	FLA 380	KHD	F 4 L 913 H	4	102
Porte outil	F 370 GT	KHD	F 4 L 912 H	4	100	AGROBIL					
Porte outil	F 370 GT	KHD	F 4 L 913 H	4	102	S	821	KHD	F 4 L 912	4	100
Porte outil	F 370 GTA	KHD	F 4 L 912 H	4	100	CHARGEUR / LOADER					
Porte outil	F 370 GTA	KHD	F 4 L 913 H	4	102	TS 60	FW 259/01	MWM	D 226-4.2	4	105
Porte outil	F 380 GT	KHD	F 4 L 913 H	4	102	TS 65	FW 269/14	MWM	D 225-4	4	95
Porte outil	F 380 GTF	KHD	F 4 L 913 H	4	102	TS 65 A	FWA 269/34	MWM	D 225-4	4	95
Porte outil	F 380 GTH	KHD	F 4 L 913 H	4	102	TS 80	FWA 279/24	KHD	F 4 L 912	4	100
Porte outil	F 380 GTA	KHD	F 4 L 913 H	4	102	XYLON					
Porte outil	F 380 GHA	KHD	F 4 L 913 H	4	102	520	520	MAN	DO824LUE523	4	108
Porte outil	F 390 GTA	KHD	F 6 L 912	6	100	522	522	MAN	DO824LUE522	4	108
Porte outil	F 395 GTA	KHD	F 6 L 913	6	102	524	524	MAN	DO824LUE521	4	108
Porte outil	F 395 GHA	KHD	F 6 L 913	6	102	MOISSONNEUSES-BATTEUSES / COMBINES					
						5180		KHD	BF 6L 913	6	102
						5220		KHD	BF 6M 1013EC	6	108
						5250		KHD	BF 6M 1013ECP	6	108
						6300		KHD	BF 6M 1015	6	132
						6330		KHD	BF 6M 1015 C	6	132
						8300		KHD	BF 6M 1015 C	6	132
						8350		KHD	BF 6M 1015 C	6	132

Les références des pièces sont indicatives.
 Nos pièces ne sont pas d'origine



"THE RELIABLE SERVICE"



Part numbers are quoted for reference purposes only.
 Our parts and accessories are not original.

TABLEAUX D'IDENTIFICATION DES MOTEURS ET TRACTEURS
ENGINE AND TRACTOR APPLICATION CHARTS

Moteur Engine	Tracteur Tractor
KHD	
BF 4M 1012 E	Farmer 307
BF 4M 1012 EC	Farmer 308, 309
BF 4M 2013	Farmer 409, 410, 411
BF 6L 913	Moissonneuse-batteuse / Combine 5180
BF 6M 1013 EC	Moissonneuse-batteuse / Combine 5220
BF 6M 1013 ECP	Moissonneuse-batteuse / Combine 5250
BF 6M 1015	Moissonneuse-batteuse / Combine 6300
BF 6M 1015 C	Moissonneuses-batteuses / Combines 6330, 8300, 8350
BF 6M 2013	Favorit 711, 712
BF 6M 2013 C	Favorit 714, 716
F 3 L 912	Farmer 200 S/SA, 200 V/VA, 201 S/SA, 203 V/VA, 203 P/PA, 240 S, 250 S/SA, 250 V/A
F 3 L 912 H	F 255 GT, F 255 GT Compact, F 255 GT Kommunal, F 345 GT, F 345 GTM
F 3 L 913	Farmer 203 V/II, 203 VA/II, 203 P/II, 203 PA/II, 250 LE, 250 K/KA, 260 S/SA, 260 V/VA, 260 P/PA
F 3 L 913 H	F 360 GT, F 360 GTF, F 360 GTH, FL 360 Kommunal GT
F 4 L 912	Farmer 204 P/PA, 204 V/VA, Farmer 270 V/VA, 270 P/PA, Agrobil S, Chargeur TD 80 loader
F 4 L 912 H	F 275 GT, F 275 GT Compact, F 365 GTA, F 370 GT, F 370 GTA, F 275 GT Kommunal, FL 345 Kommunal
F 4 L 913	Farmer 205 P/PA, 275 SA, 275 V/VA, 280 P/PA
F 4 L 913 H	F 275 GT II, F 275 GT II Compact, F 370 GT, F 370 GTA, F 380 GT, F 380 GTF, F 380 GTH, F 380 GTA, F 380 GHA, F 275 GT II Kommunal, F 275 GTA II Kommunal, FL 380 Kommunal, FLA 380 Kommunal
F 6 L 912	F 390 GTA
F 6 L 913	F 395 GTA, F 395 GHA
MAN	
D 0824 LUE 521	Xylon 524
D 0824 LUE 522	Xylon 522
D 0824 LUE 523	Xylon 520
D 0826 LE 512	Favorit 818
D 0826 LE 522	Favorit 822
D 0826 LE 523	Favorit 824
D 0826 LE 524	Favorit 916
D 0826 LE 527	Favorit 924
D 0826 LE 530	Favorit 920
D 0826 LE 531	Favorit 926
D 0826 TE 520	Favorit 816
D 2566 ME	Favorit 622 LSA
D 2566 MTE	Favorit 626 LSA
MWM	
AKD 112 E	F 12 GT
AKD 112 Z	Farmer 1, 1 Z, F 225 GT
AKD 210.5 D	F 230 GT
AKD 311 Z	F 220 GT
D 208-3	Farmer 2, 2 B, 2 D, 2 DE, 2 E, 2 S
D 208-4	Farmer 3 S, 4 S, 4 SA, Favorit 3
D 225-3	Farmer 103, 103 S/SA
D 225-4	Farmer 5 S/SA, 105 S/SA, 106 S/SA, Favorit 3 S/SA, Chargeur TS 65/A loader
D 225-4.2	Farmer 105 SA/LSA
D 225-6	Favorit 4/S/SA, 10 S/SA, 11 S/SA, 610 S
D 226-3	Farmer 102 S/SA, 103 S/SA, 104 S/SA, 105
D 226-3.2	Farmer 102 S/SA, 102 LS/LSA, 103 LS/LSA, 104 S/LS/SA/LSA, 303 LS/LSA, 304 LS/LSA
D 226-4	Farmer 105 S/SA, 106 S/SA, 108 S/SA
D 226-4.2	Farmer 105 S/LS, 106 S/LS/SA/LSA, 108 S/LS/SA/LSA, 305 LS/LSA, 306 LS/LSA, 308 LS/LSA, Chargeur TS 60 loader
D 226-6	Favorit 12 SA, 610 LS/LSA, 611 S/LS/LSA, 612 SA/LSA
D 226-6.2	Farmer 311 LSA, Favorit 610 LS/LSA, 611 LS/LSA, 612 LSA
D 226-B 4	Farmer 305 LS/LSA, 306 LSA
D 226-B 6	Farmer 311 LSA, 312 LSA, Favorit 511
D 227-4.2	Farmer 305 LS/LSA
D 227-6	Favorit 600 LS/LSA, 610 LS/LSA
D 308-3	F 231 GT, F 231 GT Kommunal
D 322-2	Farmer 1 Z
D 325-2	Farmer 1 E
D 325-3	Farmer 1 D, 102/S/SA, F 231 GT, F 231 GT Kommunal
D 327-3	F 231 GT
D 925 L 3	F 250 GT, F 250 GT Kommunal
K 12 Z	Farmer 1
KD 10.5 D	Farmer 2, 2 D
KD 110.5 D	Farmer 2, 2 D
KD 12 Z	Farmer 1
KD 210.5 V	Favorit 3
KD 412 D	Favorit 1, 2
TD 226-4.2	Farmer 309 LS/LSA, 310 LSA
TD 226-6	Favorit 612 LSA, 614 SA/LSA, 615 LSA
TD 226-6.2	Favorit 614 LSA, 615 LSA
TD 226-B 3	Farmer 304 LS/LSA, 307 /LS/LSA
TD 226-B 4	Farmer 308 /LS/LSA, 309 /LSA, 310 /LSA, Favorit 509, 510
TD 226-B 6	Farmer 312, Favorit 512, 514, 515, 611 LSA, 612 LSA, 614 LSA, 615 LSA

Pièces moteurs disponibles sur demande
Motor parts available on request



Les références des pièces sont indicatives.
Nos pièces ne sont pas d'origine

Part numbers are quoted for reference purposes only.
Our parts and accessories are not original.



COUSSINETS ET BAGUES DE VILEBREQUIN
CRANKSHAFT BEARINGS & SEALS

Moteurs MWM / MWM engines



Moteur Engine	Type Type	Cyl. Cyl.	1 Jeu de coussinets de palier Main bearing set	2 Bague avant Front oil seal	3 Bague arrière Rear oil seal
D 208-3	208-3	3	22/2-90 - 1-1 - Ø 65mm (3 x F139.207.210.070 + 1 x F139.207.210.080)	22/11-90 (F199.200.210.020 F281.201.210.010) 78 x 100 x 13mm	22/13-91 (X550.174.902.000) 110 x 130 x 13mm
D 208-4	208-4	4	22/2-91 - 1-1 - Ø 65mm (4 x F139.207.210.070 + 1 x F139.207.210.080)		
D 225-3	225-3	3	22/2-90 - 1-1 - Ø 65mm (3 x F139.207.210.070 + 1 x F139.207.210.080)		
D 325-3	325-3	3	22/2-90 - 1-1 - Ø 65mm (3 x F139.207.210.070 + 1 x F139.207.210.080)		
D 225-4	225-4	4	22/2-91 - 1-1 - Ø 65mm (4 x F139.207.210.070 + 1 x F139.207.210.080)		
D 225-6	225-6	6	22/2-92 - 1-1 - Ø 65mm (6 x F139.207.210.070 + 1 x F139.207.210.080)		
D 226-3	226-3	3	22/2-90 - 1-1 - Ø 65mm (3 x F139.207.210.070 + 1 x F139.207.210.080)		
	226-3.2		22/2-93 - 1-2 - Ø 70mm (4 x F285.200.210.070 + 2 x F385.200.210.190)		
D 226-4	226-4	4	22/2-91 - 1-1 - Ø 65mm (4 x F139.207.210.070 + 1 x F139.207.210.080)		
	226-4.2		22/2-94 - 1-2 - Ø 70mm (5 x F285.200.210.070 + 2 x F385.200.210.190)		
D 226-6	226-6	6	22/2-92 - 1-1 - Ø 65mm (6 x F139.207.210.070 + 1 x F139.207.210.080)		
	226-6.2		22/2-95 - 1-2 - Ø 70mm (7 x F285.200.210.070 + 2 x F385.200.210.190)		
D 227-4	227-4	4	22/2-91 - 1-1 - Ø 65mm (4 x F139.207.210.070 + 1 x F139.207.210.080)		
	227-4.2		22/2-94 - 1-2 - Ø 70mm (5 x F285.200.210.070 + 2 x F385.200.210.190)		
D 227-6	227-6	6	22/2-92 - 1-1 - Ø 65mm (6 x F139.207.210.070 + 1 x F139.207.210.080)		
	227-6.2		22/2-95 - 1-2 - Ø 70mm (7 x F285.200.210.070 + 2 x F385.200.210.190)		

Les coussinets de palier sont disponibles en cote réparation 0.25mm - 0.50mm - 0.75mm - 1.00mm. Ajouter respectivement les suffixes A, B, C ou D.
Main bearing sets are available in 0.25mm - 0.50mm - 0.75mm - 1.00mm undersize. Please add the suffix A, B, C or D respectively.

Les références des pièces sont indicatives.
Nos pièces ne sont pas d'origine

Part numbers are quoted for reference purposes only.
Our parts and accessories are not original.



"THE RELIABLE SERVICE"




COUSSINETS ET BAGUES DE VILEBREQUIN
CRANKSHAFT BEARINGS & SEALS


Moteurs MWM / MWM engines



2



1-1 Avec épaulement / With flange



1-2 Epaisseurs latérales / Thrust washers



3

		1		2	3
Moteur Engine	Type Type	Cyl. Cyl.	Jeu de coussinets de palier Main bearing set	Bague avant Front oil seal	Bague arrière Rear oil seal
TD 226-4	226-4.2	4	22/2-94 - 1-2 - Ø 70mm (5 x F285.200.210.070 + 2 x F385.200.210.190)	22/11-90 (F199.200.210.020) 78 x 100 x 13mm	22/13-91 (X550.174.902.000) 110 x 130 x 13mm
TD 226-6	226-6.2	6	22/2-95 - 1-2 - Ø 70mm (7 x F285.200.210.070 + 2 x F385.200.210.190)		
D 226-B 4	226-B 4	4	22/2-94 - 1-2 - Ø 70mm (5 x F285.200.210.070 + 2 x F385.200.210.190)		
D 226-B 6	226-B 6	6	22/2-95 - 1-2 - Ø 70mm (7 x F285.200.210.070 + 2 x F385.200.210.190)		
TD 226-B 3	226-B 3	3	22/2-93 - 1-2 - Ø 70mm (4 x F285.200.210.070 + 2 x F385.200.210.190)		
TD 226-B 4	226-B 4	4	22/2-94 - 1-2 - Ø 70mm (5 x F285.200.210.070 + 2 x F385.200.210.190)		
TD 226-B 6	226-B 6	6	22/2-95 - 1-2 - Ø 70mm (7 x F285.200.210.070 + 2 x F385.200.210.190)		

Les coussinets de palier sont disponibles en cote réparation 0.25mm - 0.50mm - 0.75mm - 1.00mm. Ajouter respectivement les suffixes A, B, C ou D.
Main bearing sets are available in 0.25mm - 0.50mm - 0.75mm - 1.00mm undersize. Please add the suffix A, B, C or D respectively.

Références d'origine des coussinets de palier en cotes réparation
OEM numbers for undersized main bearings

Ø	Standard	0.25mm	0.50mm	0.75mm
65mm	F139.207.210.070	F139.207.210.310	F139.207.210.320	F139.207.210.330
65mm (A)	F139.207.210.080	F139.207.210.350	F139.207.210.360	F139.207.210.370
70mm	F285.200.210.070	F285.200.210.080	F285.200.210.090	F285.200.210.100
70mm (B)	F385.200.210.190	-	-	-

(A) Avec épaulement / With flange

(B) Epaisseurs latérales / Thrust washers

Les références des pièces sont indicatives.
Nos pièces ne sont pas d'origine

Part numbers are quoted for reference purposes only.
Our parts and accessories are not original.



COUSSINETS ET BAGUES DE VILEBREQUIN
CRANKSHAFT BEARINGS & SEALS

Moteurs KHD / KHD engines



Moteur Engine	Cyl. Cyl.	1 Paire de coussinets de palier Main bearing pair	1 Paire d'épaisseurs latérales Thrust washer pair	2 Bague avant Front oil seal	3 Bague arrière Rear oil seal
F3L912, F3L912H, F3L913, F3L913H, F4L912, F4L912H, F4L913, F4L913H, F6L912, F6L913	6	22/2-96 - Ø 70mm (F100.003.362.379)	Avant / Front 22/4-90 (A) (F100.002.230.170 F100.002.230.181) Arrière / Rear 22/4-91 (A) (F148.200.210.010)	22/11-91 (F148.200.210.090)	22/13-90 (F148.200.210.030)

Les coussinets de palier sont disponibles en cote réparation 0.25mm - 0.50mm. Ajouter respectivement les suffixes A, B.
Main bearing sets are available in 0.25mm - 0.50mm undersize. Please add the suffix A, B respectively.

(A) Les épaisseurs latérales sont disponibles en cote réparation 0.25mm - 0.50mm. Ajouter respectivement les suffixes A, B.
Thrust washers are available in 0.25mm - 0.50mm oversize. Please add the suffix A, B respectively.

Références d'origine des coussinets de palier en cotes réparation
OEM numbers for undersized main bearings

Ø	Standard	0.25mm	0.50mm
70mm	22/2-96 (F100.003.362.379)	22/2-96A (F100.003.362.380)	22/2-96B (F100.003.362.381)

Références d'origine des épaisseurs latérales en cotes réparation
OEM numbers for oversized Thrust washers

	22/4-91 (F148.200.210.010)	22/4-91A (F100.002.230.172)	22/4-91B (F100.002.230.173)
	22/4-90 (F100.002.230.170)	22/4-90A (F100.002.230.182)	22/4-90B (F100.002.230.183)

Les références des pièces sont indicatives.
Nos pièces ne sont pas d'origine

Part numbers are quoted for reference purposes only.
Our parts and accessories are not original.

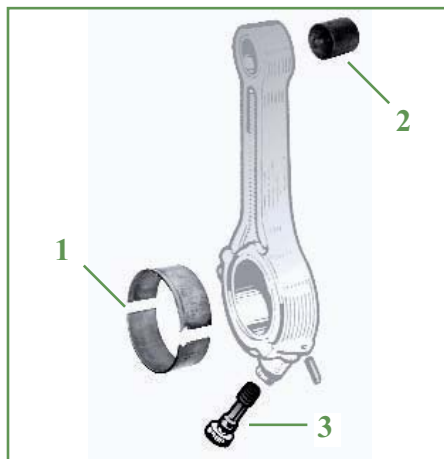


"THE RELIABLE SERVICE"



**COUSSINETS ET BAGUES DE BIELLE
CONROD BEARINGS & BUSHES**

Moteurs MWM / MWM engines



Moteur Engine	Type Type	Cyl. Cyl.	1 Paire de coussinets de bielle Main bearing set	2 Bague de bielle Small end bush	3 Boulon de bielle Conrod bolt			
D 208	208-3	3	22/3-92 (F139.207.310.670) Ø 58mm	22/28-92 (F139.200.310.140) Ø 32mm	22/26-92 (F139.207.310.421)			
D 225	208-4	4						
	225-3	3						
	225-4	4						
	225-6	6						
D 325	325-3	3						
D 308	308-3	3						
KD10.5D	KD10.5D	3						
D 226	226-3	3				22/3-93 (F285.200.310.140) Ø 63mm	22/28-93 (F285.200.310.130) Ø 35 mm	
	226-4	4						
	226-6	6						
D 227	226-3.2	3	22/3-92 (F139.207.310.670) Ø 58mm	22/28-92 (F139.200.310.140) Ø 32mm				
	226-4.2	4						
	226-6.2	6						
TD 226	227-4	4	22/3-93 (F285.200.310.140) Ø 63mm	22/28-93 (F285.200.310.130) Ø 35 mm				
	227-6	6						
D 226 B	226-4.2	4						
	226-6.2	6						
TD 226 B	226 B 4	4						
	226 B 6	6						
	226 B 3	3						
TD 226 B	226 B 4	4						
	226 B 6	6						

Les coussinets de bielle sont disponibles en cote réparation 0.25mm - 0.50mm - 0.75mm - 1.00mm. Ajouter respectivement les suffixes A, B, C ou D.
Conrod bearing sets are available in 0.25mm - 0.50mm - 0.75mm - 1.00mm undersize. Please add the suffix A, B, C or D respectively.

Coussinets de bielle en cotes réparation / Undersized conrod bearings

Ø	Standard	0.25mm	0.50mm	0.75mm
58	22/3-92 F139.207.310.670	22/3-92A F139.207.310.680	22/3-92B F139.207.310.690	22/3-92C F139.207.310.700
	22/3-93 F285.200.310.140	22/3-93A F285.200.310.150	22/3-93B F285.200.310.160	22/3-93C F285.200.310.170

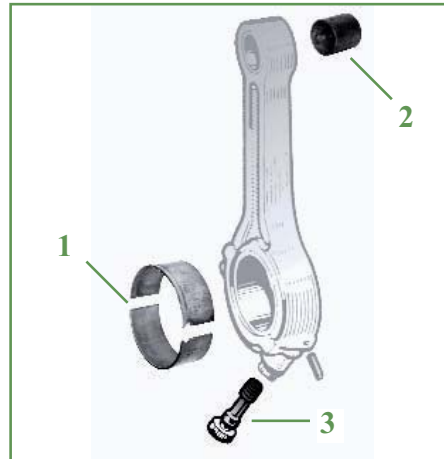
Les références des pièces sont indicatives.
Nos pièces ne sont pas d'origine

Part numbers are quoted for reference purposes only.
Our parts and accessories are not original.



**COUSSINETS ET BAGUES DE BIELLE
CONROD BEARINGS & BUSHES**

Moteurs KHD / KHD engines



Moteur Engine	Cyl. Cyl.	1 Paire de coussinets de bielle Main bearing set	2 Bague de bielle Small end bush	3 Boulon de bielle Conrod bolt
BF6L913 (A) F3L912, F3L912H, F3L913, F3L913H, F4L912, F4L912H, F4L913, F4L913H, F6L912, F6L913	6	22/3-90 (F148.200.310.030) Ø 60mm	22/28-90 (F100.003.371.612) Ø 35mm	22/26-90 (F100.004.157.075) Ø12 x 65mm

Les coussinets de bielle sont disponibles en cote réparation 0.25mm - 0.50mm - 0.75mm. Ajouter respectivement les suffixes A, B, ou C.
Conrod bearing sets are available in 0.25mm - 0.50mm - 0.75mm undersize. Please add the suffix A, B, or C respectively.

(A) Deux montages possibles / 2 possible fittings

Coussinets de bielle en cotes réparation / Undersized conrod bearings

Ø	Standard	0.25mm	0.50mm	0.75mm	1.00mm
58	22/3-90 (F148.200.310.030)	22/3-90A (F100.002.137.754)	22/3-90B (F100.002.137.758)	22/3-90C (F100.002.137.762)	

**VOLANTS MOTEUR
FLYWHEEL ASSY.**



Tracteurs Tractors	Réf. Ref.	Ø
Farmer 307C, 308C, 309C 380GT, 390GT, 395GT	22/296-8 (F119.200.310.190)	330mm
Farmer 303, 304, 305, 306, 307, 308, 309, 310, 311, 312 Favorit 511C	22/296-9 (F178.200.310.020)	

**COURONNE DE DEMARRAGE
FLYWHEEL GEAR**



Tracteurs Tractors	Réf. Ref.	Ø int. Inner Ø
Moteur / Engine F3L912, F3L912H, F3L913, F3L913H, F4L912, F4L912H, F4L913, F4L913H, F6L912, F6L913	22/15-24 (F100.002.131.081)	365mm

Les références des pièces sont indicatives.
Nos pièces ne sont pas d'origine


Part numbers are quoted for reference purposes only.
Our parts and accessories are not original.



JEUX DE REVISION MOTEUR OVERHAUL KITS

Comprenant : Ensemble chemises-pistons avec joints
Pochette rodage
Joint de carter
Tube de produit d'étanchéité

Included : Kit sets with suitable sealing rings
Top gasket set
Sump gasket
Sealant



Moteurs MWM - / MWM engines

Moteur Engine	Type Type	Cyl. Cyl.	Alésage Boring	Ø Axe Pin Ø	Référence Reference
D208	208-3	3	95	32	22/30-205
D208	208-4	4	95	32	22/30-206
D225	225-4	4	95	32	22/30-207
D225	225-6	6	95	32	22/30-208
D 226	226-3.2	3	105	35	22/30-209
D 226	226-4.2	4	105	35	22/30-210
D 226	226-6.2	6	105	35	22/30-211
D 227	227-4.2	4	100	35	22/30-212
D 227	227-6.2	6	100	35	22/30-213
D 325	325-3	3	95	32	22/30-214
D 226 B	226 B 6	6	105	32	22/30-215
TD 226-6	226-6	6	105	35	22/30-216
TD 226 B	226 B 6	6	105	35	22/30-217

Moteurs KHD - / KHD engines

Moteur Engine	Type Type	Cyl. Cyl.	Alésage Boring	Ø Axe Pin Ø	Référence Reference
F3L912, F3L912H		3	100	35	22/30-218
F3L913, F3L913H		3	102	35	22/30-219
F4L912, F4L912H		4	100	35	22/30-220
F4L913, F4L913H		4	102	35	22/30-221
F 6L 912		6	100	35	22/30-222
F 6L 913		6	102	35	22/30-223

Les références des pièces sont indicatives.
Nos pièces ne sont pas d'origine

Part numbers are quoted for reference purposes only.
Our parts and accessories are not original.



PISTONS, JEUX DE SEGMENTS & CHEMISES
PISTONS, RING SETS & LINERS

Moteurs MWM / MWM engines



					1	2	3	4	5
Moteur Engine	Type Type	Cyl. Cyl.	Ø axe Pin Ø	Type Type	Jeu Kit set	Piston & segments Piston & rings	Piston & axe Piston & pin	Jeu de segments Ring set	Cyl. / Chemise Cyl. / Liner
D 208	208-3 208-4	3 4	32	5A	22/31-210 (D)	22/32-210 (F231.201.310.012)		22/34-211 (F024.200.410.390, F024.200.410.400, F135.201.310.030, F150.204.310.030, F268.200.310.020)	22/35-210 (5A-E) (F150.204.210.030)
D 225	225-3 225-4 225-6	3 4 6	32	5A	22/31-211 (D)	22/32-211 (F120.203.310.050, F231.202.310.010)	22/33-211		22/35-211 (5A-E) (F180.200.210.110)
D 325	325-3	3	32	5C	22/31-212				22/35-212 (5C) (F120.203.210.110)
D 226	226-3 226-4 226-6	3 4 6	32	5B	Chemise finie Finished liner 22/31-213 Chemise semi-finie Semi finished liner 22/31-213S	22/32-213 (F183.200.310.010)	22/33-213	22/34-213 (F158.200.310.020, F183.200.310.030, F183.200.310.040, F199.204.310.020, F285.200.310.100, F311.200.310.010)	Chemise finie Finished liner 22/35-213 (5B) (F183.200.210.140, F385.200.210.240)
	226-3.2 226-4.2 226-6.2	3 4 6	35	5B	Chemise finie Finished liner 22/31-214 Chemise semi-finie Semi finished liner 22/31-214S	22/32-214 (F158.200.310.010)	22/33-214		Chemise semi-finie Semi finished liner 22/36-213 (5B)
D 227	227-4 227-6	4 6	32	5A	22/31-215 (D)	22/32-215	22/33-215	22/34-215 (F281.202.310.021, F281.202.310.040, F281.202.310.050)	22/35-215 (5A-E) (F281.202.210.020)
	227-4.2 227-6.2	4 6	35	5A	22/31-216 (D)	22/32-216 (F281.202.310.012)	22/33-216		
TD 226	226-4.2 226-6.2	4 6	35	5B	Chemise finie Finished liner 22/31-217 Chemise semi-finie Semi finished liner 22/31-217S	3 segments/ rings 22/32-217 (F285.200.310.231, F383.200.310.030)	3 segments/ rings 22/33-217	3 segments/ rings 22/34-217 (F158.200.310.020, F183.200.310.030, F285.200.310.100) 4 segments/ rings 22/34-213 (F158.200.310.020, F183.200.310.030, F183.200.310.040, F199.204.310.020, F285.200.310.100, F311.200.310.010)	Chemise finie Finished liner 22/35-213 (5B) (F183.200.210.140, F385.200.210.240) Chemise semi-finie Semi finished liner 22/36-213 (5B)

(D) Avec joints de chemise / With liner gaskets
(E) Sans joints de chemise / Without liner gaskets

Les références des pièces sont indicatives.
Nos pièces ne sont pas d'origine

Part numbers are quoted for reference purposes only.
Our parts and accessories are not original.



"THE RELIABLE SERVICE"



PISTONS, JEUX DE SEGMENTS & CHEMISES
PISTONS, RING SETS & LINERS

Moteurs MWM / MWM engines



					1	2	3	4	5
Moteur Engine	Type Type	Cyl. Cyl.	Ø axe Pin Ø	Type Type	Jeu Kit set	Piston & segments Piston & rings	Piston & axe Piston & pin	Jeu de segments Ring set	Cyl. / Chemise Cyl. / Liner
D 226 B	226 B 4 226 B 6	4 6	35	5A	22/31-219 (D)	22/32-219 (F199.201.310.030)		22/34-213 (F158.200.310.020, F183.200.310.030, F183.200.310.040, F199.204.310.020, F285.200.310.100 F311.200.310.010)	22/35-219 (5A-E) (F385.200.210.290)
TD 226 B	226 B 3 226 B 4 226 B 6	3 4 6	35	5A	22/31-220 (D)	22/32-220 (F199.204.310.010)	22/33-220		

(D) Avec joints de chemise / With liner gaskets
(E) Sans joints de chemise / Without liner gaskets

Moteurs KHD / KHD engines

				1	2	3	4	5	6
Moteur Engine	Cyl. Cyl.	Ø axe Pin Ø	Type Type	Jeu Kit set	Piston & segments Piston & rings	Piston & axe Piston & pin	Jeu de segments Ring set	Cyl. / Chemise Cyl. / Liner	Epaisseur sous cyl. Shim under cyl.
F3L912, F3L912H, F4L912, F4L912H, F6L912	3 4 6	35	5C	4 segments/ rings 22/31-221	4 segments/ rings 22/32-221		4 segments/ rings 22/34-221 Perfect circle 22/34-221PC	22/35-221 (5C) (F100.004.157.756)	22/51-12 0.2mm
				3 segments/ rings 22/31-222 (F100.004.154.891)		3 segments 3 rings 22/33-222	3 segments/ rings 3+2+3.5 22/34-222 (F207.200.310.010)		22/51-13 0.5mm
						3 segments/ rings 3+2.5+5 22/34-224 (F100.004.156.566)	22/51-14 0.8mm		
F3L913, F3L913H, F4L913, F4L913H, F6L913	3 4 6	35	5C	3 segments/ rings 22/31-223 (F100.004.157.748)		3 segments 3 rings 22/33-223	3 segments/ rings 22/34-223 (F100.004.152.185)	22/35-223 (5C) (F100.004.156.586)	22/51-15 1mm

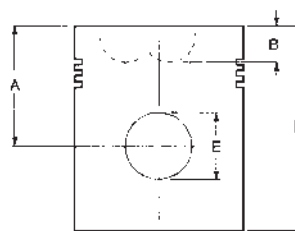
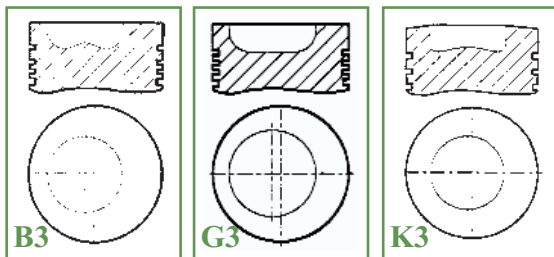
Les composants de nos kits ne doivent pas être mélangés à des composants plus anciens.
The components within these kits should not be mixed with older components.

Les références des pièces sont indicatives.
Nos pièces ne sont pas d'origine

Part numbers are quoted for reference purposes only.
Our parts and accessories are not original.



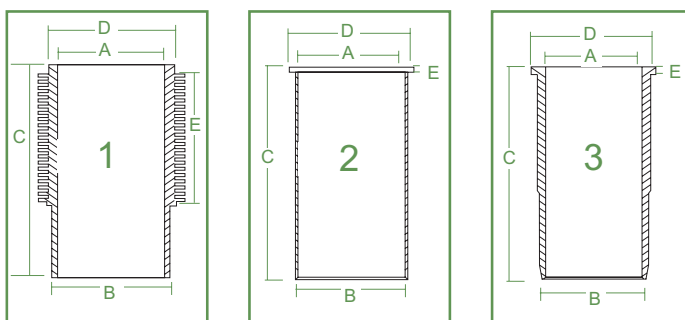
PISTONS
PISTONS



- A : Hauteur de compression
Compression height
- B : Profondeur de la chambre de combustion
Combustion bowl depth
- D : Hauteur totale
Overall length
- E : Diamètre et longueur de l'axe de piston
Gudgeon pin diameter and length

Références References	Alésage Boring	Type	Nbre de segments N° of rings	Al-fin Al-fin	A (mm)	B (mm)	D (mm)	E (mm)
22/32-210	95mm	B3	4	Oui / Yes	60	20.5	113	32
22/33-211					59.8	17.5	112.8	
22/33-213	105mm				60.4	20.25	113.4	35
22/33-214					59.8	18.9	112.8	32
22/33-215	100mm				60.4	19.1	113.4	35
22/33-216					66.4	20.8	102.4	
22/33-217	105mm	G3	3		66.4	20.8	102.4	35
22/32-219		B3			21.7			
22/33-220	100mm	K3	4	Non / No	75.3	19.5	122.4	35
22/32-221			3		71.8	19.9	123.6	
22/33-222			3		Oui / Yes	69.1	19.5	
22/33-223	102mm							

CYLINDRES & CHEMISES
LINERS



- A : Alésage (mm)
Nominal bore diameter (mm)
- B : Diamètre extérieur (mm)
Outside diameter (mm)
- C : Hauteur totale (mm)
Overall length (mm)
- D : Diamètre colerette (mm)
Flange diameter
- E : Hauteur des ailettes ou colerette (mm)
Fin height (mm)

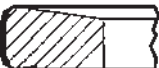





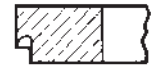
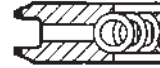




















Références References	OEM OEM	Type Type	A (mm)	B (mm)	C (mm)	D (mm)	E (mm)
22/35-210	F150.204.210.030	3	95	105.95	200	114	8.1
22/35-211	F180.200.210.110				212		8
22/35-212	F120.203.210.110	1		106.00		101	131 + 5.1
22/35-213	F183.200.210.140	2	105	108.00	214	112	6
22/35-215	F281.202.210.020	3	100	112.95	212	119	8 + 0.5
22/35-219	F385.200.210.240		105	115.00	213	123	8 + 1
22/35-221	F100.004.157.756	1	100	110.00	222	120	137.30
22/35-223	F100.004.156.586		102				

Les références des pièces sont indicatives.
Nos pièces ne sont pas d'origine

Part numbers are quoted for reference purposes only.
Our parts and accessories are not original.



**JEUX DE SEGMENTS
RING SETS**

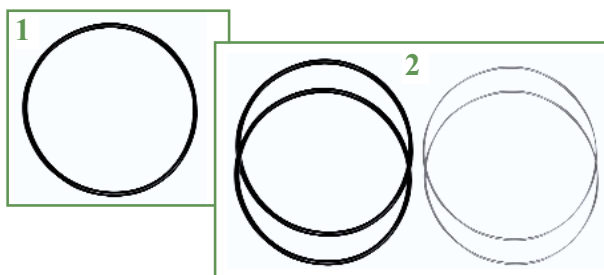
Réf. Réf.	Alésage Bore Ø								
22/34-211	95	CK	 3.00	P3	 3.00	N1	 3.00	CBEH	 5.00
22/34-213	105	CK1	 3.00	P3	 2.00	N1	 2.00	CBEH	 4.00
22/34-215	100	CK3	 3.00	P3	 2.00	N1	 2.00	CBEH	 4.00
22/34-217	105	CK1	 3.00	P3	 2.00	CBEH	 4.00		
22/34-221	100	CK1	 3.00	P1	 2.50	P1	 2.50	CBEH	 5.00
22/34-222	100	CK3	 2.76	CT5	 2.00	CBEH	 3.50		
22/34-223	102	MK3	 2.94	P3	 2.55	CBEH	 5.00		
22/34-224	100	CK3	 2.94	CT5	 2.55	CBEH	 5.00		

- CK : Trapézoïdal latéral haut chromé / *Chrome plated keystone top*
- CK1 : Trapézoïdal bilatéral chromé / *Chrome plated keystone*
- CK3 : Trapézoïdal bilatéral chromé chanfrein intérieur en haut / *Chrome plated keystone internally bevelled top*
- CT5 : Portée conique chromé épaulement intérieur en bas / *Chrome plated taper faced internally bevelled bottom*
- P1 : Rectangulaire / *Parallel faced plain*
- P3 : Rectangulaire chanfrein intérieur en haut / *Parallel faced internally bevelled top*
- MK3 : Trapézoïdal bilatéral molybdène chanfrein intérieur en haut / *Molybdenum coated keystone internally bevelled top*
- N1 : Bec d'aigle / *Napier - externally stepped bottom with single hook*
- CBEH : Chromé chanfreiné avec ressort hélicoïdal / *Chrome plated bevelled edge with helical coil spring*

**JOINTS DE CHEMISE
LINER GASKETS**

Moteurs MWM - Refroidissement par eau / MWM engines - Water cooled

Moteur Engine	Réf. Ref.	Fig. Fig.	OEM OEM	Dimension Size
D 208 D225	22/37-8 (Par pièce 1 part)	1	X548.987.466.000	104 x 4mm
D 227	22/37-9 (Par pièce 1 part)	1	F281.202.210.030	112 x 4mm (2 par chemise 2 for each liner)
D 226 B 6	22/37-10 (Jeu de 4 Set of 4)	2	2 x F170.200.210.030 2 x F385.200.210.030	116 x 4mm 114 x 1.5mm




Les références des pièces sont indicatives.
Nos pièces ne sont pas d'origine

Part numbers are quoted for reference purposes only.
Our parts and accessories are not original.



SOUPAPES & PIÈCES CONNEXES
CYLINDER HEAD PARTS

Moteurs MWM / MWM engines



	1	2	3	4	5
Moteur Engine	Soupape adm. Inlet valve	Soupape échap. Exhaust valve	Ressort Spring	Guide Guide	Paire de clavettes Cotter pair
D 208 D 225 D 325	22/42-47 (F238.200.210.040, F139.207.210.520) A = 38mm	22/43-47 (F238.200.210.030, F139.207.210.490) A = 35mm	22/45-47 (F139.207.210.180)	22/41-47 (F139.207.210.230)	22/46-47 (F139.207.210.500, F024.200.410.320)
D 226 D 227	22/42-48 (F183.200.210.080) A = 41mm	22/43-48 (F183.200.210.070) A = 38mm			
TD 226-4.2	22/42-54 (F285.200.210.230) A = 42mm - 30°	22/43-54 (F285.200.210.200) A = 38mm - 45°	22/45-47 (F139.207.210.180)	Adm. / Inlet 22/41-48 (F285.200.210.160) Echapp. / Outlet 22/41-47 (F139.207.210.230)	
D 226 B	22/42-53 (F199.200.210.040) A = 47mm - 45°	22/43-53 (F199.200.210.050) A = 43mm - 45°	22/45-56 (F284.201.011.020) +	Adm. / Inlet 22/41-49 (F384.200.210.020)	
TD 226 B	22/42-55 (F384.200.210.090) A = 47mm - 30°	22/43-55 (F385.200.210.150) A = 43mm - 30°	22/45-57 (F284.201.011.010)	Echapp. / Outlet 22/41-50 (F384.200.210.030)	

COUVERCLE CACHE SOUPAPES / VALVE COVER

D226, D227, TD226, D325, D327

22/6306-2
(F238.200.210.070)



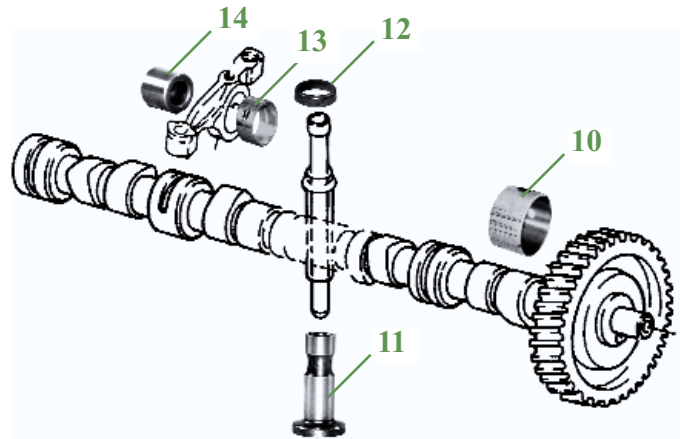
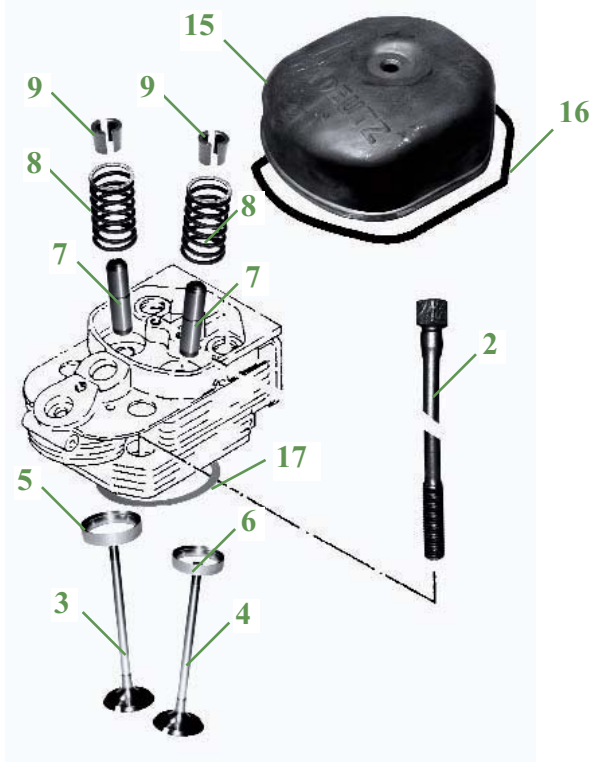
Les références des pièces sont indicatives.
Nos pièces ne sont pas d'origine

Part numbers are quoted for reference purposes only.
Our parts and accessories are not original.



SOUPAPES & PIÈCES CONNEXES
CYLINDER HEAD PARTS

Moteurs KHD - / KHD engines




Moteurs Engines	Fig. Fig.	Réf. Ref.	OEM OEM	Désignation Description
F3L912, F3L912H, F3L913, F3L913H, F4L912, F4L912H, F4L913, F4L913H, F6L912, F6L913	1	22/40-42	F100.002.239.765	Culasse complète / Complete cylinder head
	2	22/6302-41	F100.004.151.904	Goujon de culasse / Cylinder head bolt
	3	22/42-74	F100.002.236.960 F100.002.137.301	Soupape d'admission / Inlet valve
	4	22/43-74	F205.200.210.010 F100.002.237.221	Soupape d'échappement / Exhaust valve
	5	22/47-74	F100.002.137.302	Siège d'admission / Valve insert inlet
	6	22/48-74	F100.002.137.306	Siège d'échappement / Valve insert exhaust
	7	22/41-74	F100.002.232.528	Guide de soupape / Valve guide
	8	22/45-74	F100.003.369.305	Ressort de soupape / Valve spring
	9	22/46-74	F100.001.168.817 (x2), F100.002.237.221 (x2)	Paire de clavettes / Cotter pin (pair)
	10	22/56-74	F100.003.367.789	Bague d'arbre à cames / Cam shaft bush
	11	22/54-74	F100.003.371.885	Poussoir / Tappet
	12	22/6303-74	F100.002.232.840	Joint de tube / Shaped seal
	13	22/6304-74	F100.002.237.661	Bague de culbuteur / Rocker arm bush
	14	22/6305-74	F100.002.237.665	Douille de culbuteur / Rocker arm sleeve
	15	22/6306-74	F100.004.156.941	Boîtier cache-soupapes / Rocker arm cover
	16	22/74-74	F100.004.157.234 F100.003.371.692	Joint de cache-soupapes / Rocker cover gasket
	17	22/73-170	F390.200.210.130	Anneau intermédiaire 1mm / Cyl. head ring 1mm

Les références des pièces sont indicatives.
Nos pièces ne sont pas d'origine

Part numbers are quoted for reference purposes only.
Our parts and accessories are not original.




**POMPES A HUILE
OIL PUMPS**



Tracteurs Tractors	Moteur Engine	Fig.	Pompe à huile Oil pump	Aspiration Aspiration
Moteurs MWM / MWM engines				
Farmer 102, 103, 104, 303, 304, 307 F231GT	D226-3.2, TD226-B3, D308-3, D325-3, D327-3,	1	22/90-62 (F180.200.310.110)	Ø 29mm
Farmer 105, 106, 108, 305, 306, 308, 309, 310, 311, 312 Favorit 509, 510, 511, 512, 514, 515, 611, 6121, 614, 615	D226-4.2, D226-B4, D227-4.2, D227-B4, TD226-4.2, TD226-B4, D226-B6, TD226-B6	2	22/90-63 (F184.230.310.080, F284.230.310.080)	Ø 26mm
			22/90-74	Ø 36mm
Moteurs Deutz / Deutz engines				
Farmer 200, 201, 203, 240, 250, 260, 270 F255GT, F275GT, F345GT, F350GT, F360GT, F365GT, F370GT	F3L912, F3L912H, F3L913, F3L913H, F4L912, F4L912H	3	22/90-64 (F100.001.216.500, F100.004.157.010, F206.200.510.010)	M28x1.5
Farmer 205, 270, 275, 280 F275GT, F365GT, F370GT, F380GT	F4L912, F4L913, F4L913H		22/90-65 (F100.004.157.676, F149.200.510.020, F207.200.510.010, F208.200.510.010)	M33x2

**JOINTS DE MOTEUR
ENGINE GASKET SETS**

Moteurs MWM - Refroidissement par air / MWM engines - Air cooled



	1	2	3	4	5
Moteur Engine	Pochette rodage Top gasket set	Pochette complémentaire Bottom gasket	Joint de culasse Cyl. head gasket	Joint cache-soupape Rocker cover gasket	Joint de carter Sump gasket
AKD112D	22/71-167 (A-C)				
D 325	22/71-168 (A-C)			22/74-168 (A) (F238.200.210.060, F238.200.210.061)	3 cyl. 22/75-168 (F139.207.210.060)
D 327	22/71-169 (A-C)				

(A) Pour 1 cylindre / For 1 cylinder
(C) Avec joints de chemise / With liner gaskets

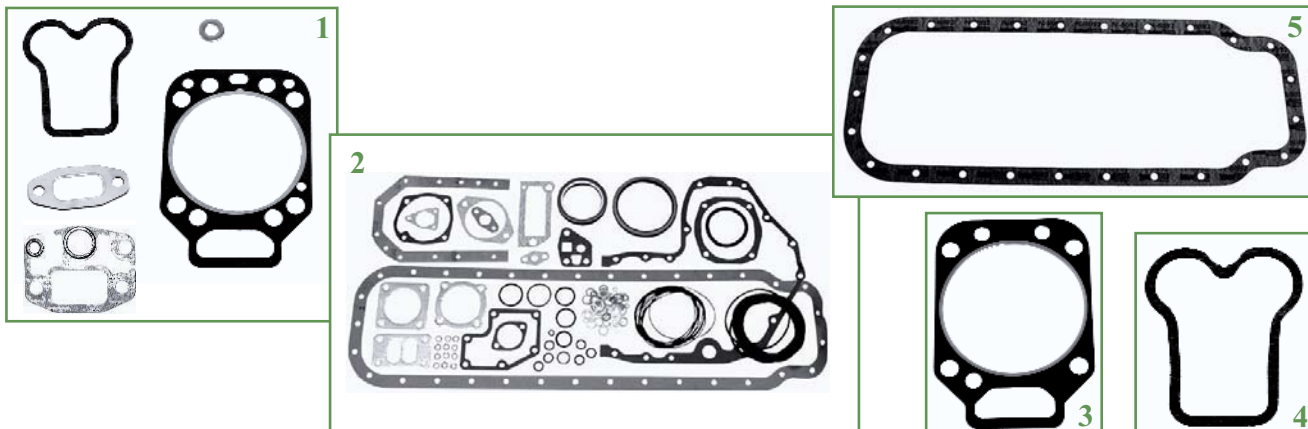
Les références des pièces sont indicatives.
Nos pièces ne sont pas d'origine




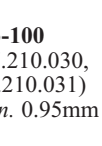



Part numbers are quoted for reference purposes only.
Our parts and accessories are not original.



**JOINTS DE MOTEUR
ENGINE GASKET SETS**

Moteurs MWM - Refroidissement par eau / MWM engines - Water cooled



	1	2	3	4	5	
Moteur Engine	Pochette rodage Top gasket set	Pochette complém. Bottom gasket	Joint de culasse Cyl. head gasket	Joint cache-soupape Rocker cover gasket	Joint de carter Sump gasket	
D208-3 D208-4 D225-3 D225-4 D225-4.2 D225-6	22/71-171 (A)		 22/73-100 (F139.207.210.030, F139.207.210.031) Ep. / Thickn. 0.95mm	 22/74-168 (F238.200.210.060, F238.200.210.061)	3 cyl. 22/75-168 (F139.207.210.060) 4 cyl. 22/75-174 (F150.204.210.060, F178.200.010.010) 6 cyl. 22/75-175 (F180.200.210.040)	
D226-3 D226-4 D226-6	22/71-172 (A)		 22/73-101 (F183.200.210.052) Ep. / Thickn. 0.95mm			
D 226-3.2 D 226-4.2 D 226-6.2 TD 226-3.2 TD 226-4.2 TD 226-6.2	22/71-173 (A)		 22/73-103 (F138.211.210.040 F138.211.210.060) Ep. / Thickn. 1.4mm			
D 227-4 D 227-6	22/71-174 (A-B)		 22/73-174 (F184.230.210.111) Ep. / Thickn. 0.9mm			
D 227-4.2 D 227-6.2	22/71-175 (A-B)		 22/73-102 (F281.202.210.040) Ep. / Thickn. 1.4mm			
D 226 B TD 226 B	22/71-176 (A-B)		 22/73-176 (F385.202.210.010) Ep. / Thickn. 1.4mm			22/74-176 (F385.200.210.170, F385.200.210.171)
D 226 B 6 TD 226 B 6		22/72-176				

(A) Pour 1 cylindre / For 1 cylinder

(B) Sans joints de chemise / Less liner gaskets

Joint de collecteur voir page 33 / Manifold gaskets see page 33

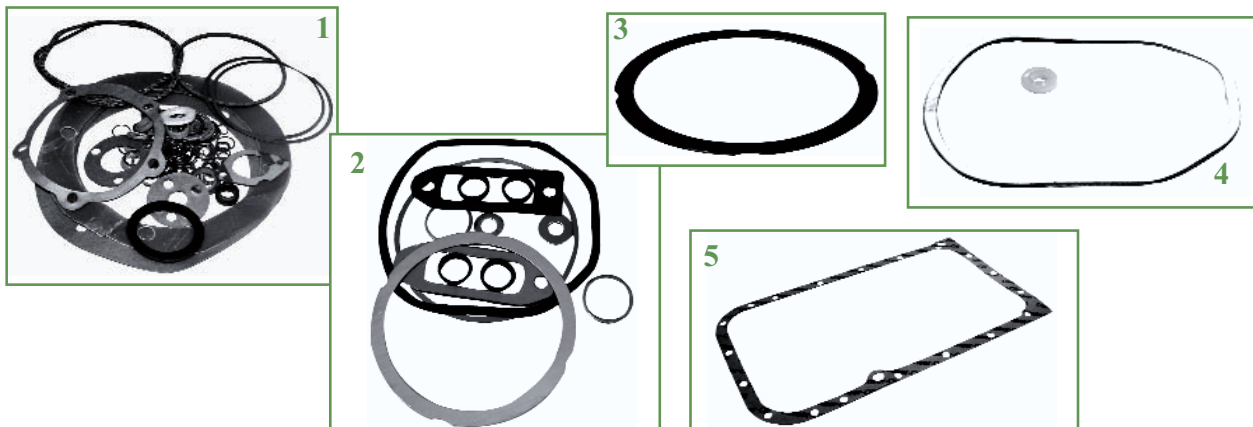
Les références des pièces sont indicatives.
Nos pièces ne sont pas d'origine

Part numbers are quoted for reference purposes only.
Our parts and accessories are not original.



**JOINTS DE MOTEUR
ENGINE GASKET SETS**

Moteurs Deutz / Deutz engines



	1	2	3	4	5
Moteur Engine	Pochette complète Complete gasket set	Pochette rodage Top gasket set	Joint de culasse Cyl. head gasket	Joint cache-soupape Rocker cover gasket	Joint de carter Sump gasket
F3L 912	22/70-170 (F100.002.910.182)	22/71-170 (A)	22/73-170 (F390.200.210.130)	22/74-74 (F100.004.157.234, F100.003.371.692)	22/75-170 (F100.003.362.573)
F3L 913	22/70-171 (F206.200.210.020)				22/75-171 (F100.003.362.574)
F4L 912	22/70-172 (F100.002.910.183)				
F4L 913	22/70-173 (F149.200.210.050)				
F6L 912	22/70-174 (F390.200.210.030)				
F6L 913	22/70-175 (F395.200.210.080)				22/75-172 (F100.001.007.910)

(A) Pour 1 cylindre / For 1 cylinder

**BOUCHONS DE REMPLISSAGE D'HUILE
OIL FILLER CAP**

Tracteurs Tractors	Fig. Fig.	Réf. Ref.	OEM OEM	Désignation Description
Moteurs MWM engines		22/85-14	F022.200.210.140 + X548.891.266.000	Bouchon + joint Cap + seal
Moteurs KHD engines		22/85-15	F100.001.216.293	

Les références des pièces sont indicatives.
Nos pièces ne sont pas d'origine

Part numbers are quoted for reference purposes only.
Our parts and accessories are not original.



**BOUGIES DE PRECHAUFFAGE
HEATER PLUGS**



Montage Fitting	Fig. Fig.	Référence Reference	Type Type	OEM OEM	Filet Thread
D 208, D 225, D 325	1	22/60-35	129MJ 9.5V 10A	F238.900.020.130	M14 x 1.5
Bosch	2	22/60-36	138G		7/8"-14 UNF
CAV	3	22/60-37	154GS - GF154 12V 18A	F278.201.090.030	7/8" -14 UNF
Moteur KHD engine 912, 913	4	22/60-38	GF169 9.5V 20A	X830.030.126.000 F100.001.161.134 G205.200.181.010	M20 x 1.5
Favorit Série 600 series	5	22/60-33	Beru 0101223457 3928189 12V	F716.201.180.060	M20 x 1.5 M10 x 1.0
Favorit Séries 800, 900 series	6	22/60-34	Beru 0101223453 12V	G816.200.180.020	M20 x 1.5 M10 x 1.0

**BOUCHONS DE RÉSERVOIR
TANK CAPS**




Tracteurs Tractors	Fig. Fig.	Réf. Ref.	OEM OEM	Désignation Description
Farmer séries 100, 200, 300 series Favorit séries 500, 600 series	1	22/105-27	X810.110.050.000 G138.204.060.010	Ø 90 ext. - Ø 60 int. - ventilé Ø 90 out. - Ø 60 inn. - ventilated
F231GT, F345GT, F350GT, F360GT, F365GT, F370GT, F380GT, F390GT, F395GT	2	22/105-26	G178.200.060.010	Ø 90 ext. - Ø 60 int. - ventilé - verrouillable Ø 90 out. - Ø 60 inn. - ventilated - lockable
Farmer série 400 series Favorit séries 700, 900 series	1	22/105-21	G411.201.060.120	Ø 115 ext. - Ø 80 int. - ventilé Ø 115 out. - Ø 80 inn. - ventilated
	2	22/105-24	F411.201.060.070	Ø 115 ext. - Ø 80 int. - ventilé - verrouillable Ø 115 out. - Ø 80 inn. - ventilated - lockable
Farmer séries 300, 400 series Favorit séries 700, 900 series	3	22/105-22	G411.201.060.110	Ø 95 ext. - Ø 59 int. - à visser Ø 92 out. - Ø 59 inn. - spin on
	4	22/105-23	F411.201.060.080	Ø 92 ext. - Ø 59 int. - à visser - verrouillable Ø 92 out. - Ø 59 inn. - spin on - lockable
Farmer série 300 series Favorit séries 500, 800, 900 series	1	22/105-25	G524.200.061.020	Ø 85 ext. - Ø 60 int. - Non ventilé Ø 85 out. - Ø 60 inn. - Not ventilated
Xylon 520, 522, 524	2	22/105-28	G524.200.061.030	Ø 85 ext. - Ø 60 int. - Non ventilé - verrouillable Ø 85 out. - Ø 60 inn. - Not ventilated - lockable

Les références des pièces sont indicatives.
Nos pièces ne sont pas d'origine

Part numbers are quoted for reference purposes only.
Our parts and accessories are not original.



POMPES D'ALIMENTATION
FUEL PUMPS



Tracteur Tractor	Moteur Engine	Fig. Fig	Pompe d'alimentation Fuel pump	OEM OEM	Remarque Observation	Kit de rép. Repair kit
Moteurs MWM Engines						
Farmer séries 100, 300 series Favorit 614, 615 F231GT	D 208, D 225, D 226, TD 226,	1	22/100-75	F150.204.710.012 F208.200.710.030	Fixation 3 trous Fitting 3 holes	
Farmer 5S, 105, 106, 108	D 227, D 325	2	22/100-76	F278.201.710.400	Fixation 2 trous Fitting 2 holes	22/101-76
Favorit 611, 612, 614, 615	D 226, D226B	3	22/100-77	F281.201.710.010	Pompe à piston Piston pump	
Farmer 307, 308, 309, 310, 311, 312 Favorit 509, 510, 511, 512, 514, 515	TD 226, TD226B	4	22/100-80	F312.200.710.041	Fixation 2 trous Fitting 2 holes	
Moteurs Deutz Engines						
Favorit 711, 712, 714, 716	BF6M2013 BF6M2013C	5	22/100-87	F716.200.710.010	Entraînement par courroie Belt drive	
Farmer 240, 250, 260, 270, 275, 280, F345GT, F350GT, F360GT, F365GT, F370GT, F380GT, F390GT, F395GT	FL912 FL913	1	22/100-75	F150.204.710.012 F208.200.710.030	Fixation 3 trous Fitting 3 holes	
Moteurs MAN Engines						
Favorit 816, 818, 822, 916, 920 Xylon 520, 522, 524		6	22/100-73	F824.200.710.520 F920.200.710.030	Fixation 2 trous Fitting 2 holes	
Favorit 824, 924, 926		7	22/100-91	F926.200.710.250 F926.200.710.330	Pompe à piston Piston pump Fixation 3 trous Fitting 3 holes	

CABLES D'ARRET / STOP CABLES

Tracteur Tractor	Réf Ref.	OEM OEM	Lg.
Farmer 102, 103, 104	22/107-24	H238.208.010.010	1000mm
Farmer 5S, 105, 106, 108	22/107-25	H278.201.010.020	1180mm



Les références des pièces sont indicatives.
Nos pièces ne sont pas d'origine

Part numbers are quoted for reference purposes only.
Our parts and accessories are not original.



"THE RELIABLE SERVICE"




**NEZ D'INJECTEUR
 INJECTOR NOZZLES**


Tracteurs <i>Tractors</i>	Moteur <i>Engine</i>	Référence <i>Reference</i>	N° du nez <i>Nozzle N°</i>	OEM <i>OEM</i>
Moteurs MWM Engines				
F12	AKD112E	22/117-181	DNOSD 126 0434250002	F112.200.710.630
Farmer 102, 103, 104, 105, 106, 108, 5S Favorit 600, 610, 611, 612 F231GT	D 208, D 225, D 226, D 325, D 227	22/117-79	DLL150S393 0433270114	F131.204.710.200
Farmer 105, 106, 108, 5S	D 225, D 226	22/117-182	BDLL150S6741 5621789	F278.201.710.060
Farmer 102, 103, 104, 105, 303, 304, 305, 306, 308, 311 Favorit 611 F231GT	D 226-*.2 TD 226-*.2	22/117-81	DLLB150S821 0433271846	F278.203.710.030
Favorit 614, 615	D 226 B TD 226 B	22/117-82	DLLA151S972 0433271790	
Farmer 309, 310 Favorit 612, 614, 615	D 226 B TD 226 B	22/117-83	DLLB151S854 0433271828	F184.230.710.162
Farmer 311, 312 Favorit 615	D 226 B TD 226 B	22/117-180	DLLA152S1180 0433271691	F199.200.710.030
Farmer 304, 307, 308, 309, 310 Favorit 611, 612, 614, 615	D 226 B TD 226 B	22/117-185	DLLA151S985 0433271782	F385.200.710.080
Farmer 307, 308, 309, 310, 311, 312 Favorit 509, 510, 511, 512, 514	D 226 B TD226 B	22/117-174	DLLA152S1184 0433271688	F312.200.710.030
Moteurs Deutz Engines				
Farmer 240S, 250S/V, 260P/S/V, 270P/V, 275S/V, 280P, F345GT, F360GT, F365GT, F380GT	FL912, FL913	22/117-184	DLLA 149S774 0433271376 5621921	F100.004.152.901
		22/117-173	DLLA 150P145	F395.200.710.160
Favorit 409, 410, 411, 412, 711, 712, 714, 716	BFM2013	22/117-204		F716.200.710.040
		22/117-205		F716.201.710.370
Moteurs MAN Engines				
Favorit 816, 818, 822, 824, 916, 920, 924, 926 Xylon 520, 522, 524	Moteurs Man Engines	22/117-183	DLLA 134P 180 0433171159	F824.200.710.030
Favorit 815, 817	Moteurs Man Engines	22/117-205		F716.201.710.370

 Joints d'injecteurs (par 10)
 Injectors gasket (per 10)

22/118-15
 (9.2x20.5x2.2)

 Les références des pièces sont indicatives.
 Nos pièces ne sont pas d'origine

 Part numbers are quoted for reference purposes only.
 Our parts and accessories are not original.


POMPES A EAU
WATER PUMPS

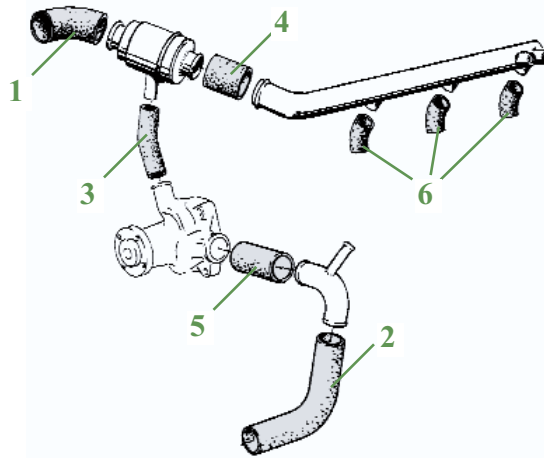
Tracteurs Tractors	Moteur Engine	Illustration Illustration	Pompe à eau Water pump	Jeu de rép. Repair kit
Moteurs MWM Engines				
Farmer 2, 2E, 2D, 2S, 3S, 4S, 5D Fix 2	KD 110-5 D 208-3 D 208-4		22/130-191 (F139.200.610.110) Axe conique Conical shaft	
Farmer séries 100, 300 series, Favorit série 600 series (1970 ⇔ 1990)	D 208 D 226 D 227 TD226		22/130-223 (F281.200.610.010 622.607.310.069)	22/131-223 (F281.200.610.030) Presse étoupe / Seal Ø 37mm
			22/130-224 (Econom.)	22/131-224 Presse étoupe / Seal Ø 35mm
Farmer série 300 series <i>Avec Airco / With Airco</i>	D 226-* 2 D 227-* 2 D 226B TD 226B		22/130-225 (F382.200.610.010 F382.200.310.011, 622.807.310.095)	
Farmer série 300 series Favorit 509, 510, 511 Favorit série 600 series (1990 ⇔)			22/130-226 (A) (F382.200.610.020, 622.807.310.155) Ventilateur vicostatique With viscous fan	
Farmer 311 312, Favorit 511, 512, 514, 515	D 226B TD 226B		22/130-129 (F312.200.610.010)	22/131-29 (F511.201.610.010)
Moteurs MAN Engines				
Favorit 816, 818, 822, 824, 920, 924, 926	MAN		22/130-220 (F824.200.610.010, F926.200.610.030)	

Les références des pièces sont indicatives.
Nos pièces ne sont pas d'origine

Part numbers are quoted for reference purposes only.
Our parts and accessories are not original.



**DURITES DE REFROIDISSEMENT
RADIATOR HOSES**



Tracteurs Tractors	1 Supérieure radiateur Top hose	2 Inférieure radiateur Bottom hose	3 By-pass By-pass	4 Thermostat vers collecteur Thermostat to manifold	5 Inférieure pompe à eau Bottom from water pump	6 Collecteur vers culasse Manifold to cylinder head
Farmer 5S, 103, 104, 105, 106	22/153-145 (150.204.050.040) ----- 22/153-115 (238.200.051.010)	22/154-118 (X591.120.096.000)	22/141-150 (X591.112.096.000)	22/141-45 (238.200.050.040)	22/154-118 (X591.120.096.000) ----- 22/142-41 (238.200.051.030)	22/141-51 (X591.110.000.000, X591.110.096.000) ----- 22/141-49 (238.200.050.030)
			22/141-41 (238.200.051.020)	22/153-145 (150.204.050.040)		
			22/141-42 (178.200.050.050)	22/141-46 (162.202.051.010) 22/154-118 (X591.120.096.000)		
Farmer 303, 304, 305, 306, 307, 308, 309	22/153-116 (178.200.050.011)	22/154-116 (186.200.050.160)	22/141-42 (178.200.050.050)	22/141-46 (162.202.051.010) 22/154-118 (X591.120.096.000)	22/154-118 (X591.120.096.000) ----- 22/142-42 (178.200.050.070) ----- 22/142-135 (198.201.050.030) ----- 22/142-136 (199.201.050.010) + 22/142-145 (X591.106.000.000)	22/141-50 (F178.200.050.010) ----- 22/141-144 (F199.200.050.020)
Farmer 310, 311	22/153-117 (198.200.050.040)		22/141-43 (198.201.050.050) ----- 22/141-146 (199.201.050.020)	22/141-47 (X591.128.000.000)		
Farmer 310, 311, 312	22/153-118 (198.201.050.040) 22/153-148 (199.204.050.090)	22/154-117 (198.201.050.150) 22/154-145 (199.204.050.100)				
Favorit 509, 510 Favorit 511 (Avec / With 22/130-226)	22/153-148 (199.204.050.090)	22/154-145 (199.204.050.100)				
Favorit 511 (Avec / With 22/130-129) Favorit 512, 514, 515	22/153-146 (515.200.050.040)	22/154-144 (312.200.050.070)				
Favorit série 600 series	22/153-150 (281.200.050.080, 284.200.050.080)		22/141-44 (281.200.050.100) ----- 22/141-151 (385.202.050.060)	22/141-48 (281.200.050.090) ----- 22/141-138 (385.202.050.040)	22/142-41 (238.200.051.030) ----- 22/141-137 (385.202.050.030)	22/141-51 (X591.110.000.000)
	22/153-119 (385.200.050.020)	22/154-118 (X591.120.096.000)				
	22/153-147 (385.202.050.070)	22/141-47 (X591.128.000.000)				
Favorit 711, 712, 714, 716	22/153-149 (716.200.050.010)	22/154-143 (716.200.050.020)				
Favorit 816, 818	22/153-144 (816.200.050.021)	22/154-141 (816.200.050.030)				
Favorit séries 800, 900 series		22/154-142 (916.200.050.030)				

Les références des pièces sont indicatives.
Nos pièces ne sont pas d'origine

Part numbers are quoted for reference purposes only.
Our parts and accessories are not original.



"THE RELIABLE SERVICE"



DURITES DE REFROIDISSEMENT RADIATOR HOSES

Tracteurs Tractors	Réf. Ref.	Description Description	
Farmer Série 100 series	22/141-152 (X603.814.100.000) 39cm	Supérieure collecteur d'eau <i>Upper manifold</i>	
Farmer Série 300 series	22/141-40 (281.200.050.140)	Capuchon (Sans chauffage) <i>Caps (Without heating)</i>	
	22/141-153 (X604.110.000.000) 30cm ----- 22/141-154 (X604.110.000.000) 22cm	Supérieure vase d'expansion <i>Upper expansion tank</i>	
	22/141-147 (198.201.050.060)	Inférieure vase d'expansion <i>Lower expansion tank</i>	
	22/141-140 (199.204.050.150)		
	22/141-136 (155.950.010.090)	Echangeur thermique huile-eau <i>Oil-water thermal exchanger</i>	
	22/141-139 (198.200.901.060)		
	22/141-155 (X604.100.400.000) 54cm	Vase d'expansion vers thermostat <i>Expansion tank to thermostat</i> Moteurs 'B' Engines	
	22/141-145 (199.204.010.030)	Collecteur vers pompe à eau <i>Manifold to water pump</i>	
	Favorit Série 500 series	22/141-154 (X604.110.000.000) 22cm	Vase d'expansion vers radiateur <i>Expansion tank to radiator</i>
		22/141-155 (X604.100.400.000) 54cm	Vase d'expansion vers thermostat <i>Expansion tank to thermostat</i>
22/141-140 (199.204.050.150)		Inférieure vase d'expansion <i>Lower expansion tank</i>	
22/141-136 (155.950.010.090)			
22/141-145 (199.204.010.030)		Collecteur vers pompe à eau <i>Manifold to water pump</i>	
22/141-142 (312.200.010.020)			
22/141-136 (155.950.010.090)			
22/141-141 (192.204.900.010)		Echangeur thermique huile-eau <i>Oil-water thermal exchanger</i>	
	22/141-139 (198.200.901.060)		

Tracteurs Tractors	Réf. Ref.	Description Description	
Favorit Série 600 series	22/141-156 (X604.110.000.000) 15cm	Vase d'expansion vers radiateur <i>Expansion tank to radiator</i>	
	22/141-157 (X591.106.000.000) 70cm	Inférieure vase d'expansion <i>Lower expansion tank</i>	
	22/141-158 (X591.106.000.000) 74cm		
	22/141-135 (385.202.050.050)	Intermédiaire inf. radiateur vers pompe à eau <i>Intermediate lower radiator to water pump</i>	
	22/141-159 (X591.103.996.000) 5cm		
	22/141-160 (X591.106.000.000) 5cm	Echangeur thermique huile-eau <i>Oil-water thermal exchanger</i>	
	22/141-143 (186.810.252.010)		
	22/141-136 (155.950.010.090)		
		22/141-161 (192.200.901.010)	
	Favorit Série 700 series	22/141-162 (X604.110.000.000) 25cm	Vase d'expansion vers radiateur <i>Expansion tank to radiator</i>
22/141-148 (716.200.050.060)		Remplissage vase d'expansion <i>Expansion tank filling</i>	
22/141-136 (155.950.010.090)		Inférieure vase d'expansion <i>Lower expansion tank</i>	
22/141-163 (X604.110.000.000) 17cm		Vase d'expansion <i>Expansion tank</i>	
22/141-164 (X604.110.000.000) 66cm			
22/141-165 (X604.110.000.000) 23cm			
22/141-166 (X604.110.000.000) 47cm			
Favorit Séries 800, 900 series	22/141-136 (155.950.010.090)	Inférieure vase d'expansion <i>Lower expansion tank</i>	
	22/141-167 (X604.110.000.000) 34cm	Dessus radiateur <i>Upper radiator</i>	
	22/141-168 (X604.110.000.000) 18cm	Face avant vase d'expansion <i>Front expansion tank</i>	
	22/141-169 (X591.106.000.000) 8cm	Inférieure vase d'expansion <i>Lower expansion tank</i>	
	22/141-149 (198.104.070.260)	Vase d'expans. vers pompe à eau <i>Expansion tank to water pump</i>	

Les références des pièces sont indicatives.
Nos pièces ne sont pas d'origine
















































"THE RELIABLE SERVICE"



Part numbers are quoted for reference purposes only.
Our parts and accessories are not original.

**DURITES DE REFROIDISSEMENT
RADIATOR HOSES**

22/141-40  Ø 23-21	22/141-41  Ø 23-21	22/141-42  Ø 23-23	22/141-43  Ø 23-23	22/141-44  Ø 23-23
22/141-45  Ø 37-33	22/141-46  Ø 34-37	22/141-47  Ø 45-45	22/141-48  Ø 35-38	22/141-49  Ø 22-22
22/141-50  Ø 20-20	22/141-51  Ø 22-22	22/141-135  Ø 48-44	22/141-136  Ø 17-17	22/141-137  Ø 38-44
22/141-138  Ø 44-44	22/141-139  Ø 17-17	22/141-140  Ø 18-18	22/141-141  Ø 17-17	22/141-142  Ø 21-21
22/141-143  Ø 17-17	22/141-144  Ø 21-21	22/141-145  Ø 24-20	22/141-146  Ø 23-23	22/141-147  Ø 17-17
22/141-148  Ø 27-34	22/141-149  Ø 6-6	22/141-150  Ø 25-25	22/141-151  Ø 24-24	22/141-152  Ø 4-4
22/141-153  Ø 6-6	22/141-154  Ø 6-6	22/141-155  Ø 4-4	22/141-156  Ø 6-6	22/141-157  Ø 18-18
22/141-158  Ø 18-18	22/141-159  Ø 15-15	22/141-160  Ø 18-18	22/141-161  Ø 27-34	22/141-162  Ø 6-6
22/141-163  Ø 6-6	22/141-164  Ø 6-6	22/141-165  Ø 6-6	22/141-166  Ø 6-6	22/141-167  Ø 6-6

Les références des pièces sont indicatives.
Nos pièces ne sont pas d'origine

Part numbers are quoted for reference purposes only.
Our parts and accessories are not original.



**DURITES DE REFROIDISSEMENT
RADIATOR HOSES**

22/141-168  Ø 6-6	22/141-169  Ø 15-15		22/142-41  Ø 33-37	22/142-42  Ø 33-38
22/142-135  Ø 34-44-17	22/142-136  Ø 43-46	22/142-145  Ø 17-17		22/153-115  Ø 34-37
22/153-116  Ø 34-36	22/153-117  Ø 35-36	22/153-118  Ø 45-45	22/153-119  Ø 35-37	22/153-144  Ø 48-48
22/153-145  Ø 34-38	22/153-146  Ø 48-48	22/153-147  Ø 44-44	22/153-148  Ø 48-48	22/153-149  Ø 44-44
22/153-150  Ø 35-35		22/154-116  Ø 34-34	22/154-117  Ø 43-43	22/154-118  Ø 35-35
22/154-141  Ø 54-48 -18-8	22/154-142  Ø 54-50-18-8	22/154-143  Ø 48-48	22/154-144  Ø 50-50	22/154-145  Ø 36-19-50

**THERMOSTATS
THERMOSTATS**

Moteurs Engines	Fig. Fig.	Réf. Ref.	OEM OEM	Remarque Observation
D 208, D 225, D 226	1	22/143-40	X815.090.002.000	75° C Ø 38-38-24
D 226, TD226, D 227	2	22/143-41	X815.090.003.000	75° C Ø 38-38-24-18
D226, D226B, TD226, TD226B	3	22/143-61	H385.202.051.020	78° C Ø 45-45-25
D226-B, TD226-B	4	22/143-58	G199.204.010.020	85° C Ø 75
Man	5	22/143-59	F824.200.050.060	85° C Ø 60



Les références des pièces sont indicatives.
Nos pièces ne sont pas d'origine

Part numbers are quoted for reference purposes only.
Our parts and accessories are not original.



**COURROIES DE VENTILATEUR
FAN BELTS**




Tracteurs Tractors	Ventilateur Fan belt	Alternateur Alternator fan	Compress. ou Airco Compress. or Airco	
Farmer série 100 series	22/144-302 AVX 10-1175..1215 (X696.615.200.000, X696.613.901.000, X696.613.902.000, X696.615.000.000)		22/144-313 AVX 13-1225 (X696.624.400.000)	
	22/144-303 AVX 10-750 (X696.616.300.000)			
Farmer série 200 series	22/144-302 AVX 10-1215 (X696.613.901.000)	22/144-304 AVX 10-1475 (X696.616.702.000)	22/144-314 AVX 13-1360 (X696.624.800.000)	
		22/144-305 AVX 10-685 (X696.616.102.000)	22/144-313 AVX 13-1225 (X696.624.400.000)	
Farmer série 300 series	22/144-306 AVX 10-1290..1310 (X696.612.602.000, X696.613.200.000)	22/144-303 AVX 10-750 (X696.616.300.000)	22/144-315 AVX 13-1175..1200 (X696.623.900.000, X696.624.200.000)	
	22/144-307 2xAVX 10-1275..1310 (X696.612.600.000, X696.612.200.000, X696.615.601.000)			
	22/144-308 2xAVX 10-1325...1350 (X696.615.301.000, X696.612.400.000, X696.616.201.000)			
	22/144-309 2xAVX 10-1375 (X696.616.800.000)			
	22/144-310 Multi V (X697.171.900.000)			
	22/144-311 AVX10-1215..1225 (X696.613.901.000, X696.615.401.000)			
	22/144-312 AVX 10-1260 (X696.613.501.000)			
Farmer série 400 series	22/144-67 Multi-V (F716.200.040.020)		22/144-319 AVX 13-1050 (X696.623.600.000)	
Favorit 509, 510, 511, 512, 513, 514, 515	Standard - 1 ^{er} montages Standard - Early	22/144-308 2x AVX 10-1340..1350 (X696.612.400.000, X696.615.301.000, X696.616.201.000)		
	Standard - Derniers montages Standard - Late 515 tous modèles All 515 versions)	22/144-310 MultiV (X697.171.900.000)	22/144-320 AVX 13-825 (X696.640.600.000)	
	Asservissement pneumatique Air braking system	22/144-321 2x AVX 10-1360..1375 (X696.616.800.000, X696.612.000.000)	22/144-342 AVX 11.5-800 (X696.640.500.000)	
	Avec climatisation With Airco	22/144-308 2x AVX 10-1310..1325 (X696.616.201.000, X696.612.600.000)		22/144-315 AVX 13-1200 (X696.624.200.000)
	Avec climatisation et Frein de remorque With Airco and trailer brakes	22/144-310 MultiV (X697.170.100.000)	22/144-342 AVX 11.5-800 (X696.640.500.000)	22/144-317 AVX 13-900 (X696.623.200.000)

Les références des pièces sont indicatives.
Nos pièces ne sont pas d'origine

Part numbers are quoted for reference purposes only.
Our parts and accessories are not original.



COURROIES DE VENTILATEUR
FAN BELTS



Tracteurs Tractors	Ventilateur Fan belt	Alternateur Alternator	Compresseur Compressor	Airco Airco
Favorit 600 LS	22/144-322 2x AVX 10-1425 (X696.615.704.000)		22/144-326 AVX 10-1125	
	VEN PAE ALT		COM	
Favorit 610, 611, 612, 614, 615 LS	22/144-323 2x AVX 10-1475 (X696.616.702.000)		22/144-327 AVX 12.5-750 (X696.917.829.000)	
	22/144-324 AVX 10-1435 (X696.616.600.000)		22/144-328 AVX 13-918 (X696.623.300.000)	
	22/144-325 AVX 10-1250		22/144-329 2x AVX 10-1150 X696.614.802.000	
	22/144-322 2x AVX 10-1425 (X696.615.704.000)			
	VEN PAE ALT		COM	
Favorit série 700 series	22/144-67 Multi-V (F716.200.040.020)			22/144-319 AVX 13-1050 (X696.623.600.000)
	VIL VEN PAE ALT			VIL CLI
Favorit série 800 series	22/144-65 MultiV 3-3VX 1524 (X696.989.501.000)			22/144-330 AVX 13-975 (X696.623.400.000)
				22/144-328 AVX 13-918 (X696.623.300.000)
	VIL ALT PAE			PAE CLI
Favorit séries 800, 900 series	22/144-66 MultiV (X697.174.000.000)			22/144-328 AVX 13-918 (X696.623.300.000)
		VIL ALT PAE		PAE CLI
F231GT	22/144-331 AVX 10-525 (X696.610.600.000)	22/144-334 AVX 10-1025 (X696.614.513.000)		
	22/144-332 2xAVX 10-1050 (X696.614.602.000)	22/144-335 AVX 10-1050 (X696.614.601.000)	22/144-306 AVX 10-700 (X696.618.300.000)	22/144-306 AVX 10-1275 (X696.615.603.000)
F345GT, F350GT, F360GT, F365GT	22/144-306 AVX 10-1300 (F100.002.235.175)	22/144-335 AVX 10-1050 (X696.614.601.000)	22/144-338 AVX 10-1175 (X696.615.001.000)	
	VEN VIL	VEN ALT	COM	
F370GT	22/144-306 AVX 10-1275..1300 (F100.002.235.531, F100.002.235.175)			
	VEN VIL			
F380GT	22/144-308 2xAVX 10-1340 (X696.612.400.000)	22/144-336 AVX 10-950 (X696.617.800.000)	22/144-302 2xAVX 10-1175..1200 (X696.615.200.000, X696.615.001.000, X696.615.002.000)	22/144-340 2xAVX 13-725 (X696.622.800.000)
	22/144-306 AVX 10-1275 (F100.002.235.531)	22/144-335 AVX 10-1050 (X696.614.601.000)		22/144-316 AVX 13-865 (X696.623.000.000)
	VEN VIL			
F390GT, F395GT	22/144-333 AVX 10-1340 (F395.200.001.010)			
	VEN VIL	VEN ALT	COM	CLI
Xylon 520, 522, 524	22/144-337 Multi V (F524.200.040.160)			22/144-341 AVX 13-775 (X696.622.900.000)
	VEN PAE COM VIL ALT			VEN CLI

Les références des pièces sont indicatives.
Nos pièces ne sont pas d'origine


Part numbers are quoted for reference purposes only.
Our parts and accessories are not original.



"THE RELIABLE SERVICE"



**RADIATEURS
RADIATORS**



Moteurs Engines	Fig. Fig.	Réf. Ref.	OEM OEM
Farmer 5S, 106 S/LS	1	22/150-88	G278.201.050.010 G278.202.050.010
Farmer 303, 304, 305, 306, 308, 309	2	22/150-87	G162.202.051.010
		22/150-148	G186.207.3050.010
Farmer 310, 311, 312 Favorit 509, 510, 511	3	22/150-86	G199.204.050.010

**BOUCHONS DE RADIATEURS
RADIATOR CAPS**



Tracteurs Tractors	Fig. Fig.	Réf. Ref.	OEM OEM	Description Description
Farmer série 100 series Farmer série 300 series	1	22/151-32	F135.200.050.020	Ø 78mm - Ht. 29.5mm
Farmer série 100 series	2	22/151-30	F138.208.052.010	Ø 57mm - Ht. 25mm
Farmer série 300 series Favorit série 600 series	3	22/151-31	G198.201.050.020	M48

Les références des pièces sont indicatives.
Nos pièces ne sont pas d'origine

Part numbers are quoted for reference purposes only.
Our parts and accessories are not original.



ECHAPPEMENTS
SILENCERS




Tracteurs Tractors	Fig. Fig.	Echappement Silencer	A mm	B mm	C mm	D mm	E mm	F mm	G mm	H mm	OEM OEM	Collier Clamp	Raincap Weather cap
Série 100 series, Farmer 2, 3, 4, 5, 200S, SA, V, VA, 201S, SA, V, VA	1	22/165-13	42	45	130	42	25	395	25	45	H135.206.101.010	70/2935-45	70/2930-45
Série 100 series, 200S, SA, V, VA, 201S, SA, V, VA	2	22/165-14	42	45	130	42	25	415	30	45	H145.200.100.040		
Série 100 series Ancien modèle Old model	3	22/165-19	47	50	110	47	70	730	185	50	H138.204.101.022	70/2935-51	70/2930-51
Série 100 series Nouveau modèle New model Farmer 303, 304	4	22/165-21	49	53	112	47	132	735	170	51	H238.209.101.020	70/2935-54	
Farmer 305, 306, 308	5	22/165-23	57	61	111	47	132	740	74	51	H178.200.101.020	70/2935-65	
Farmer 310, 311, 312	6	22/165-166	66	70	85- 210	66	175	1100	185	70	H198.200.100.031	70/2935-70	70/2930-70

JOINTS DE COLLECTEURS
MANIFOLDS GASKETS

Moteurs MWM - Refroidissement par eau / MWM engines - Water cooled

Moteur Engine	Réf. Ref.	Fig. Fig.	OEM OEM	Description Description
D 226 B TD 226 B Dernière version Avec intercooler Last version With intercooler	22/66-22	1	F184.230.090.071	Echappement Exhaust
		2	199.204.010.040	Admission Inlet




Les références des pièces sont indicatives.
Nos pièces ne sont pas d'origine

Part numbers are quoted for reference purposes only.
Our parts and accessories are not original.



FILTRATION
FILTERS



Tracteurs Tractors	1 Air		2 Huile Oil	3 Combustible Fuel	4 Hydraulique Hydraulic
	Ext. / Out.	Int. / Inn.			
Anciennes gammes / Old ranges	60/161-163 (H515.200.090.100, H716.200.090.100) Ht. : 410 mm	60/162-163 (H515.200.090.110) Ht. : 400 mm 60/162-45 Ht. : 185 mm	60/97-2 60/97-4 (F120.203.310.170) (A visser / Spin on) Ht. : 95 mm	60/111-28 Filtre 1/4L Bosch 1/4L Bosch filter Cartouche papier Paper cartridge Ht. : 60 mm 60/111-32 (F015.200.060.180) Filtre 1/2L Bosch 1/2L Bosch filter Cartouche papier Paper cartridge 60/111-64 (F015.200.060.160) Filtre 1/2L Bosch 1/2L Bosch filter Cartouche feutre Felt cartridge 60/111-33 Filtre 1L Bosch 1L Bosch filter Cartouche papier Paper cartridge Ht.: 135 mm 60/111-65 Filtre 1L Bosch 1L Bosch filter Cartouche feutre Felt cartridge Ht. : 135 mm 60/111-3 (F278.201.060.040) 60/111-5 Type CAV 296 type	
Farmer 1E, Fix 2E Moteur MWM D 325-2 engine			60/97-4 (F120.203.310.170)	60/111-32 (F015.200.060.180) (Cartouche / Cartridge) 60/111-56 (F100.001.160.243, F181.200.060.030, F119.200.060.010) (A visser / Spin on)	

Les références des pièces sont indicatives.
Nos pièces ne sont pas d'origine

Part numbers are quoted for reference purposes only.
Our parts and accessories are not original.



"THE RELIABLE SERVICE"



**FILTRATION
 FILTERS**

Tracteurs Tractors	1		2	3	4
	Air		Huile Oil	Combustible Fuel	Hydraulique Hydraulic
	Ext. / Out.	Int. / Inn.			
Farmer 2D Moteur MWM KD 110-5 engine			60/96-22 (F139.207.310.510, F139.207.310.511) (⇒ 12/66) Diam. : 86.5 mm 60/96-20 (F231.201.310.110, F321.215.310.110) (01/67 ⇒) Diam. : 71,4 mm		
Farmer 2S Moteur MWM D 208-3 engine			60/96-22 (F139.207.310.510, F139.207.310.511) (⇒ 05/68) Diam. : 86,5 mm 60/97-11 (F139.215.310.010) (06/68 ⇒)	60/111-32 (F015.200.060.180) 60/111-33	
Farmer 3S, 4S Moteur MWM D 208-4 engine Favorit 3, 3S, 4S Moteur MWM D 225-4 engine			60/96-22 (F139.207.310.510, F139.207.310.511) (⇒ 03/68) Diam. : 86,5 mm 60/97-35 (F238.202.310.010) (04/68 ⇒)		
Farmer 5S Moteur MWM D 225-4 engine			60/97-35 (F238.202.310.010)	60/111-32 (F015.200.060.180) (Cartouche Cartridge) 60/111-56 (F100.001.160.243, F181.200.060.030, F119.200.060.010) (A visser / Spin on)	
Farmer 11S, 12S, 14S Favorit 10S/SA, 11S/SA, 12SA Moteur MWM D226-6 engine	60/161-58 (F181.200.091.040)		60/97-35 (F238.202.310.010)	60/111-56 (F100.001.160.243, F181.200.060.030, F119.200.060.010)	
Farmer 102 Moteur MWM D 226-3 engine	60/161-84 (F135.201.090.020) (⇒ 04/75) Ø 111 60/161-61 (F278.201.090.020) (05/75 ⇒) Ø 64	60/162-49 (X810.270.072.000) (05/75 ⇒)	60/97-11 (F139.215.310.010)	60/111-39 (F138.204.060.020)	60/574-23 (F178.950.010.050) (Retour / Return) 60/240-36 (F178.860.060.020, X820.001.034.000, X820.001.035.000, X820.001.038.000)
Farmer 103, 104 Moteur MWM D 226-3 engine					
Farmer 105, 106S Turbo, 108 Moteur MWM D 226-4 engine	60/161-61 (F278.201.090.020)	60/162-49 (X810.270.072.000)	60/97-35 (F238.202.310.010)	60/111-39 (F138.204.060.020) 60/111-3 (F278.201.060.040)	

Les références des pièces sont indicatives.
 Nos pièces ne sont pas d'origine

Part numbers are quoted for reference purposes only.
 Our parts and accessories are not original.


"THE RELIABLE SERVICE"


**FILTRATION
FILTERS**

	1		2	3	4	
Tracteurs Tractors	Air		Huile Oil	Combustible Fuel	Hydraulique Hydraulic	
	Ext. / Out.	Int. / Inn.				
Farmer 200, 201, 203, 204, 205 Moteur KHD F3L912, F4L912 engine	60/161-45 (F135.203.092.010) Ht. 211mm 60/161-18 (X810.270.073.000) Ht. 295mm	60/162-18 (F205.200.091.010, F345.200.090.010)	60/97-37 (F100.001.160.024, F100.001.173.481, F100.001.174.418, F275.203.010.020)	60/111-39 (F138.204.060.020) Ht. 80mm 60/111-56 (F100.001.160.243, F181.200.060.030, F119.200.060.010) Ht. 117mm 60/111-16 (F180.201.060.030, X810.190.140.000, X810.190.165.000) Ht. 117mm (Avec purgeur With drain cock)	60/574-23 (F178.950.010.050) (Retour / Return)	
Farmer 240, 250 Moteur KHD F3L912 engine					60/240-36 (F178.860.060.020, X820.001.034.000, X820.001.035.000, X820.001.038.000)	
Farmer 250, 260 Moteur KHD F3L913 engine						60/240-37 (G17.886.006.0030)
Farmer 270, 275, 280 Moteur KHD F4L913 engine						
Farmer 303, 304 Moteur MWM D 226-3 engine	60/161-19 (F178.200.090.010)	60/162-19 (F178.200.090.020)	60/97-11 (F139.215.310.010)	60/111-56 (F100.001.160.243, F181.200.060.030, F119.200.060.010) 60/111-16 (F180.201.060.030, X810.190.140.000, X810.190.165.000) (Avec purgeur With drain cock)	60/574-23 (F178.950.010.050) (Direction assistée Power steering)	
Farmer 305 Moteur MWM D 227-4 engine					60/240-36 (F178.860.060.020, X820.001.034.000, X820.001.035.000, X820.001.038.000) (Relevage / Lift)	
Farmer 306 Moteur MWM D 226-4 engine						60/574-23 (F178.950.010.050) (Direction assistée Power steering)
Farmer 307, 308, 309 Moteur MWM TD 226-4 engine						
Farmer 307 Turbo Moteur MWM TD 226-B 3 engine	60/161-161 (H311.200.090.100)	60/162-161 (H311.200.090.110)	60/97-35 (F238.202.310.010)	60/111-25 (F816.200.060.020, F816.200.710.060, G311.200.060.010, G311.200.060.050)	60/240-37 (G178.860.060.030) (Relevage / Lift)	
Farmer 308 Turbo, 309 Turbo, 310 Turbo Moteur MWM TD 226-B 4 engine					60/240-88 (H395.100.470.140) (Boîte de vitesses Gearbox) Filet / Thread 1"	
Farmer 311 Turbo, 312 Turbo Moteur MWM TD 226-B 6 engine						60/240-37 (G178.860.060.030)
Farmer 307C, 308C, 309C Moteur KHD BF 4 M 1012 engine						

Les références des pièces sont indicatives.
Nos pièces ne sont pas d'origine

Part numbers are quoted for reference purposes only.
Our parts and accessories are not original.



"THE RELIABLE SERVICE"



**FILTRATION
 FILTERS**

	1		2	3	4
Tracteurs Tractors	Air		Huile Oil	Combustible Fuel	Hydraulique Hydraulic
	Ext. / Out.	Int. / Inn.			
Farmer 310 Moteur MWM TD 226-4 engine Farmer 311, 312 Moteur MWM D 226-6 engine	60/161-35 (F182.200.090.010, F184.200.090.010, F186.200.090.010, F198.200.090.010) Ht. 340mm	60/162-20 (F184.200.090.040)	60/97-35 (F238.202.310.010)	60/111-56 (F100.001.160.243, F181.200.060.030, F119.200.060.010) 60/111-16 (F180.201.060.030, X810.190.140.000, X810.190.165.000) (Avec purgeur with drain cock)	60/574-23 (F178.950.010.050) (Direction assistée Power steering) 60/240-36 (F178.860.060.020, X820.001.034.000, X820.001.035.000, X820.001.038.000) (Relevage / Lift)
	60/161-163 (H515.200.090.100, H716.200.090.100) Ht. : 410 mm	60/162-163 (H515.200.090.110, H716.200.090.110)			60/240-88 (H395.100.470.140) (Boîte de vitesses Gearbox) Filet / Thread 1"
Farmer 312 Turbo Moteur MWM TD 226-B 6 engine	60/161-166 (H312.200.090.100)	60/162-93 (H312.200.090.110)	60/97-39 (F284.201.310.040)	60/111-25 (F816.200.060.020, F816.200.710.060, G311.200.060.010, G311.200.060.050)	60/240-37 (G178.860.060.030) (Relevage / Lift)
	Circuit pneumatique / Pneumatic brake 60/161-219 (F312.880.032.051) Ht. 104mm				60/240-88 (H395.100.470.140) (Boîte de vitesses Gearbox) Filet / Thread 1"
Farmer 409, 410, 411, 412 Vario Moteur KHD BF 4 M 2013 engine	60/161-220 (H411.201.090.100)	60/162-164 (H411.201.090.101)	60/97-41 (F411.201.510.010)	60/111-101 (F716.201.060.070)	60/240-38 (G514.860.060.210, G117.862.060.260) 60/240-90 (H716.860.060.210) 60/240-129 (H716.860.060.310)
Favorit 509C, 510C Moteur MWM TD 226-B 4 engine	60/161-161 (H311.200.090.100) Ht. 342mm	60/162-161 (H311.200.090.110)	60/97-35 (F238.202.310.010)	60/111-25 (F816.200.060.020, F816.200.710.060, G311.200.060.010, G311.200.060.050)	60/240-35 (F285.102.050.010) (Boîte de vitesses Gearbox) Diam. : 158 mm
Favorit 511C Moteur MWM TD 226-B 6 engine					
Favorit 512C, 514C Moteur MWM TD 226-B 6 engine	60/161-166 (H312.200.090.100) Ht. 406mm	60/162-93 (H312.200.090.110)	60/97-39 (F284.201.310.040)		60/240-38 (G514.860.060.210, G117.862.060.260)
Favorit 511C, 512C, 514C, 515C Moteur MWM TD 226-B 6 engine	60/161-163 (H515.200.090.100, H716.200.090.100) Ht. : 410 mm	60/162-163 (H515.200.090.110, H716.200.090.110)			
Favorit 600LS Moteur MWM D 227-6 engine Favorit 610LS/SA, 611LS/LSA, 612LS/LSA Moteur MWM D 226-6 engine	60/161-31 (F184.230.090.050) Ht. : 378 mm	60/162-31 (F184.230.090.100)		60/111-56 (F100.001.160.243, F181.200.060.030, F119.200.060.010)	60/574-27 (F284.950.030.020) (Direction assistée Power steering)
	60/161-42 (F280.200.090.020) Ht. : 382 mm	60/162-40 (F280.200.090.03)			
Favorit 610S, 611S/SA, 612S/SA Moteur MWM D 226-6 engine	60/161-58 (F181.200.091.040) Ht. : 350 mm		60/97-35 (F238.202.310.010)	60/111-16 (F180.201.060.030, X810.190.140.000, X810.190.165.000) (Avec purgeur with drain cock)	60/240-35 (F285.102.050.010) (Boîte de vitesses Gearbox) Diam. : 158 mm
	60/161-35 (F182.200.090.010, F184.200.090.010, F186.200.090.010, F198.200.090.010) Ht. : 354 mm				

 Les références des pièces sont indicatives.
 Nos pièces ne sont pas d'origine

 Part numbers are quoted for reference purposes only.
 Our parts and accessories are not original.

"THE RELIABLE SERVICE"


**FILTRATION
FILTERS**

	1		2	3	4
Tracteurs Tractors	Air		Huile Oil	Combustible Fuel	Hydraulique Hydraulic
	Ext. / Out.	Int. / Inn.			
Favorit 614, 615 Moteur MWM TD 226-6 engine	60/161-31 (F184.230.090.050) Ht. : 378 mm	60/162-31 (F184.230.090.100)	60/97-39 (F284.201.310.040)	60/111-56 (F100.001.160.243, F181.200.060.030, F119.200.060.010)	60/240-35 (F285.102.050.010) (Boîte de vitesses Gearbox)
Favorit 622, 626 Moteur MAN D 2566 ME engine	60/161-42 (F280.200.090.020) Ht. : 382 mm	60/162-40 (F280.200.090.030)	60/97-35 (F238.202.310.010)	60/111-16 (F180.201.060.030, F816.200.060.010, X810.190.140.000, X810.190.165.000) (Avec purgeur with drain cock)	
Favorit 711 Vario, 712 Vario, 714 Vario, 716 Vario, 815 Vario, 817 Vario, 818 Vario Moteur KHD BF 6 M 2013 Engine	60/161-53 (F291.200.090.100, F926.200.090.010)	60/162-53 (F291.200.090.110, F178.810.130.040, F926.200.090.020)	60/96-32		60/240-38 (G514.860.060.210, G117.862.060.260) ou / or 60/240-90 (H716.860.060.210) (Réservoir hydr. Hydraulic tank) 60/240-91 (F916.100.490.010) (Boîte de vitesses Gearbox) 60/240-89 (F916.100.600.010) ou / or 60/240-110 (F716.961.020.330) (Distributeur / Spool valve)
Favorit 816 Turbo, 818 Turbo, 822 Turbo Moteur MAN D 0826 LE Engine	60/161-167 (H716.200.090.100)	60/162-167 (H716.200.090.110)	60/97-42 (F716.200.510.020)	60/111-101 (F716.201.060.070)	
Favorit 824 Turbo Moteur MAN D 0826 LE Engine	60/161-43 (F345.200.090.010, F385.202.090.010)	60/162-40 (F280.200.090.030)	60/97-39 (F284.201.310.040)		60/240-38 (G514.860.060.210, G117.862.060.260) 60/240-52 (F824.100.050.010) (Boîte de vitesses Gearbox)
FAVORIT 916 Vario, 920 Vario Moteur MAN D0826LE Engine	60/161-43 (F345.200.090.010, F385.202.090.010)	60/162-40 (F280.200.090.030)	60/97-39 (F284.201.310.040)	60/111-25 (F816.200.060.020, F816.200.710.060, G311.200.060.010, G311.200.060.050)	60/240-38 (G514.860.060.210, G117.862.060.260) 60/240-91 (F916.100.490.010) (Boîte de vitesses Gearbox) 60/240-89 (F916.100.600.010) ou / or 60/240-110 (F716.961.020.330) (Distributeur / Spool valve)
FAVORIT 924 Vario, 926 Vario Moteur MAN D0826LE Engine	60/161-53 (F291.200.090.100, F926.200.090.010)	60/162-53 (F291.200.090.110, F178.810.130.040, F926.200.090.020)	60/97-39 (F284.201.310.040) (A visser / Spin on) (⇒ 400) 60/96-50 (F926.202.510.010) (Cartouche Cartridge) (401 ⇒)		
FAVORIT 916 Vario, 920 Vario, 924 Vario, 926 Vario Moteur KHD BF 6 M 2013 Engine	60/161-223 (H916.201.091.050)	60/162-223 (H916.201.091.060)			

Les références des pièces sont indicatives.
Nos pièces ne sont pas d'origine

Part numbers are quoted for reference purposes only.
Our parts and accessories are not original.



"THE RELIABLE SERVICE"



**FILTRATION
FILTERS**

	1		2	3	4
Tracteurs Tractors	Air		Huile Oil	Combustible Fuel	Hydraulique Hydraulic
	Ext. / Out.	Int. / Inn.			
Porte-outils / Tool holders					
Série 200 K/V Series 200 S/SA, 203 K, 203 P, 204 P/V, 205P, 240, 250 V/VA, 260 P/PA/V/VA, 270 P/PA/V/VA, 280 P/PA Moteur Deutz FL912 Engine	60/161-45 (F135.203.092.010)		60/97-37 (F100.001.160.024, F100.001.173.481, F100.001.174.418, F275.203.010.020)	60/111-56 (F100.001.160.243, F181.200.060.030, F119.200.060.010) 60/111-16 (F180.201.060.030, X810.190.140.000, X810.190.165.000) (Avec purgeur With drain cock)	
F220 GT, F230 GT, F231 GT Moteur MWM Engine			60/96-22 (F139.207.310.510, F139.207.310.511) (⇒ 12/70) 60/97-11 (F139.215.310.010) (01/71 ⇒)	60/111-32 (F015.200.060.180) (⇒ 12/70) 60/111-56 (F100.001.160.243, F181.200.060.030, F119.200.060.010) (01/71 ⇒)	60/240-37 (G178.860.060.030)
F250GT, F255GT, F275GT/GTF/GT II, F345 GT/GTM, F360 GT/GTF/GTH Moteur Deutz Engine	60/161-18 (X810.270.073.000)	60/162-18 (F205.200.091.010, F345.200.090.010)		60/111-56 (F100.001.160.243, F181.200.060.030, F119.200.060.010) 60/111-16 (F180.201.060.030, X810.190.140.000, X810.190.165.000) (Avec purgeur With drain cock)	60/574-23 (F178.950.010.050) (Direction assistée Power steering) 60/240-36 (F178.860.060.020, X820.001.034.000, X820.001.035.000, X820.001.038.000) (Relevage / Lift)
F365 GTA, F380 GT/GTA/GTF Moteur Deutz Engine	60/161-19 (F178.200.090.010)	60/162-19 (F178.200.090.020)	60/97-37 (F100.001.160.024, F100.001.173.481, F100.001.174.418, F275.203.010.020)	60/111-16 (F180.201.060.030, X810.190.140.000, X810.190.165.000) (Avec purgeur With drain cock)	ou / or 60/240-37 (G178.860.060.030)
F370 GT/GTA, F380 GTA Turbo Moteur Deutz Engine	60/161-154 (H117.200.090.150)	60/162-154 (H117.200.090.160)		60/111-25 (F816.200.060.020, F816.200.710.060, G311.200.060.010, G311.200.060.050)	60/240-38 (G514.860.060.210, G117.862.060.260)
F390 GTA, F395 GTA/GHA Moteur Deutz F6L913 Engine	60/161-35 (F182.200.090.010, F184.200.090.010, F186.200.090.010, F198.200.090.010)	60/162-20 (F184.200.090.040)	60/97-39 (F284.201.310.040)	60/111-16 (F180.201.060.030, X810.190.140.000, X810.190.165.000) (Avec purgeur With drain cock)	60/240-36 (F178.860.060.020, X820.001.034.000, X820.001.035.000, X820.001.038.000) ou / or 60/240-37 (G178.860.060.030) 60/240-88 (H395.100.470.140) (Boîte de vitesses Gearbox) Filet / Thread 1"

Les références des pièces sont indicatives.
Nos pièces ne sont pas d'origine

Part numbers are quoted for reference purposes only.
Our parts and accessories are not original.



"THE RELIABLE SERVICE"



**FILTRATION
FILTERS**

Tracteurs Tractors	Air		Huile Oil	Combustible Fuel	Hydraulique Hydraulic
	Ext. / Out.	Int. / Inn.			
Porte-outils / Tool holders					
XYLON 520, 522, 524 Moteur MAN D0824LUE Engine	60/161-166 (H312.200.090.100) Ø 250mm	60/162-93 (H312.200.090.110)	60/97-39 (F284.201.310.040)	60/111-25 (F816.200.060.020, F816.200.710.060, G311.200.060.010, G311.200.060.050)	60/240-38 (G514.860.060.210, G117.862.060.260)
	60/161-163 (H515.200.090.100, H716.200.090.100) Ht. : 410 mm	60/162-163 (H515.200.090.110, H716.200.090.110)			
Moissonneuses-batteuses / Combines					
5220, 5250 Moteur Deutz BF6M1013 Engine				60/111-56 (F100.001.160.243, F181.200.060.030, F119.200.060.010)	
6300, 6330, 8350 Moteur Deutz BF6M1015 Engine			60/97-29	60/111-41	
Tracto-pelle / Mechanical shovels					
TS60 Moteur MWM D226-4 Engine	60/161-19 (F178.200.090.010)	60/162-19 (F178.200.090.020)	60/97-35 (F238.202.310.010)	60/111-56 (F100.001.160.243, F181.200.060.030, F119.200.060.010)	
TS80 Moteur Deutz F4L912 Engine	60/161-18 (X810.270.073.000)	60/162-18 (F205.200.091.010, F345.200.090.010)	60/97-37 (F100.001.160.024, F100.001.173.481, F100.001.174.418, F275.203.010.020)		

Accessoires filtre / Filter accessories

Cuve en verre / Glass bowl



60/112-2
Type CAV typ

60/112-5
Type Bosch typ



60/160-3
(F180.200.090.040)
Capuchon / Cap Ø 68 mm
Farmer 304 LS(A), 305 LS,
306 LS(A), 308 LS(A),
309 LS(A)

DURITES D'INTERCOOLER / INTERCOOLER HOSES

Tracteurs Tractors	Fig. Fig.	Réf. Ref.	OEM OEM
Favorit 816, 818, 822, 824, 916, 920, 924, 926	1	22/163-135	818.200.190.110 916.201.190.111
	2	22/163-136	818.200.190.021 916.201.190.120



Les références des pièces sont indicatives.
Nos pièces ne sont pas d'origine


Part numbers are quoted for reference purposes only.
Our parts and accessories are not original.



"THE RELIABLE SERVICE"



FILTRATION
FILTERS



Réf. Ref.	Type	Dimension Size	Filet Thread
60/161-18	A	127x198	
60/161-19	A	149x338	
60/161-31	A	197x375	
60/161-35	A	165x340	
60/161-42	B	227X370	
60/161-43	C	227X370	
60/161-45	C	165x208	
60/161-53	C	242x495	
60/161-58	C	165x340	
60/161-61	C	165x239	
60/161-154	D	158x375	
60/161-161	A	187x342	
60/161-163	A	208x410	
60/161-166	E	250x406	
60/161-167	A	208x410	
60/161-219	F	114x268	
60/161-220	A	138x305	
60/161-223	A	282x449	
60/162-18	G	62x285	
60/162-19	G	68x326	
60/162-20	G	82x345	
60/162-31	G	109x373	
60/162-40	G	110x380	
60/162-45	G	67x199	
60/162-49	H	82x191	
60/162-53	G	127x478	
60/162-93	I	116x381	
60/162-154	J	85x360	
60/162-161	K	94x329	
60/162-163	L	108x401	
60/162-164	K	108x383	
60/162-167	L	108x401	
60/162-223	K	110x435	
60/96-20	M	70x116	
60/96-22	N	81x132	
60/96-32	O	226x382	
60/96-50	P	83x169	

Réf. Ref.	Type	Dimension Size	Filet Thread
60/97-2	Q	93x143	3/4" -16 UNF
60/97-4	Q	93x98	3/4" -16 UNF
60/97-11	Q	93x114	3/4" -16 UNF
60/97-29	Q	106x272	1"1/8-16 UNF
60/97-35	Q	93x138	3/4" -16 UNF
60/97-37	Q	93x143	1"-12 UNF
60/97-39	Q	93x212	1"-12 UNF
60/97-41	R	83x137	
60/97-42	R	83x199	
60/111-3	S	84x73	
60/111-5	S	84x71	
60/111-16	T	80x155	M16x1.5
60/111-25	T	85x157	M16x1.5
60/111-28	U	65x65	
60/111-32	V	65x114	
60/111-33	V	81x144	
60/111-39	W	76x93	
60/111-41	Q	96x142	M16x1.5
60/111-56	Q	76x123	M16x1.5
60/111-64	V	64x114	
60/111-65	X	86x144	
60/111-101	R	73x90	
60/240-35	Y	90x159	
60/240-36	Z	58x195	
60/240-37	AA	58x200	
60/240-38	Z	62x245	
60/240-52	BB	98x230	
60/240-88	Q	93x172	
60/240-89	AA	69x195	
60/240-90	CC	86x119	M42x2
60/240-91	DD	81x306/388	
60/240-110	EE	28x51	
60/240-129	AA	60x307	
60/574-23	FF	54x69	
60/574-27	GG	112x82	

Les références des pièces sont indicatives.
Nos pièces ne sont pas d'origine

Part numbers are quoted for reference purposes only.
Our parts and accessories are not original.



"THE RELIABLE SERVICE"



FILTRES DE CABINE
CAB FILTERS



Tracteurs Tractors	Cabine Cab	Air conditionné Air conditionned	Ventilation de cabine Cab ventilation
Farmer 206V/VA, 207V/VA, 208PA/VA, 209PA/VA	60/4200-23 (H178.810.130.070) 295 x 212 x 56,2 mm		
Farmer 250S/SA/V/VA, 260S/SA/V/VA, 270V/VA, 280P/PA/S/SA/V/VA	60/4200-22 (F198.810.140.010) 600 x 107 x 56,2 mm		
Farmer 303LS, 304LS, 306S/LS/LSA, 307LS/LSA, 308S/LS/LSA, 309S/LS/LSA	60/4200-22 (F198.810.140.010) 600 x 107 x 56,2 mm	60/4200-23 (H178.810.130.070) 295 x 212 x 56,2 mm	60/4200-21 (F178.810.140.020) 460 x 133 x 40,2 mm
Farmer 305LS/LSA, 310LS/LSA, 311LSA, 312LSA	60/4200-20 (198.810.904.010, 198.810.904.101) 600 x 107 x 49,3 mm (Charbon actif / Active charcoal)		
Farmer 307C Turbo, 307 Turbo, 308C Turbo, 308 Turbo, 309C Turbo, 309 Turbo, 310 Turbo, 311 Turbo, 312 Turbo		60/4200-23 (H178.810.130.070) 295 x 212 x 56,2 mm	60/4200-24 (H816.810.140.070, H916.810.140.070, L816.810.210.000) 406 x 120 x 55,5 mm
Farmer 409, 410, 411, 412 Vario	60/4200-18 (H716.810.130.010) 472 x 124 x 57 mm		
Favorit 509C, 510C, 511C, 512C, 514C, 515C		60/4200-23 (H178.810.130.070) 295 x 212 x 56,2 mm	
Favorit 600LS, 610LS, 611LS/LSA, 612LS/LSA, 614LS/LSA, 615LS/LSA, 622LSA, 626LSA			60/4200-21 (F178.810.140.020) 460 x 133 x 40,2 mm
Favorit 711, 712, 714, 716 Vario	60/4200-18 (H716.810.130.010) 472 x 124 x 57 mm		60/4200-24 (H816.810.140.070, H916.810.140.070, L816.810.210.000) 406 x 120 x 55,5 mm
Favorit 816 Turbo, 818 Turbo, 822 Turbo, 824 Turbo		60/4200-23 (H178.810.130.070) 295 x 212 x 56,2 mm	
Favorit 916, 920, 924, 926 Vario			
F345GT/GTM, F360GT/GTF/GTH, F365GTA, F380GT/GTA/GTF, F390GTA	60/4200-22 (F198.810.140.010) 600 x 107 x 56,2 mm		
F370GT/GTA, F380GTA Turbo, F395GTA/GHA			60/4200-24 (H816.810.140.070, H916.810.140.070, L816.810.210.000) 406 x 120 x 55,5 mm
Xylon 520, 522, 524		60/4200-23 (H178.810.130.070) 295 x 212 x 56,2 mm	

Les références des pièces sont indicatives.
Nos pièces ne sont pas d'origine






Part numbers are quoted for reference purposes only.
Our parts and accessories are not original.



"THE RELIABLE SERVICE"



ECLAIRAGE
LIGHTING
Optiques de phare / Front light lens

Réf. Ref.	OEM OEM	Désignation Description	Fig. Fig.	Tracteurs Tractors
22/181-54 63/1955-396 63/1955-250	F140.900.020.080	Phare avec éclairage de stationnement <i>Headlamp with parking light</i> Ampoule / Bulb 12V/40-45W Ampoule / Bulb 12V/3W (Stationnement / Parking)		Farmer 1, 2, Fix 2
22/189-67 63/1955-396	F165.900.020.010	Phare / Headlamp Ampoule / Bulb 12V/40-45W		Farmer 1D, 1E, 1Z, 2, 2DE, 2E, 2S Farmer série 100 series 200, 201, 203, 204, 205
22/181-56 63/1955-472	X830.160.010.000 X830.160.034.000 X830.160.086.000 X825.283.248.000	Phare sans éclairage de stationnement <i>Headlamp without parking light</i> Ampoule / Bulb 12V/55-60W H4		Farmer séries 100, 200 series, séries 300 LS, LSA series, séries 600, 800 series
22/181-55 22/181-57	X830.160.040.000 X830.160.037.000 X830.160.085.000	Phare sans éclairage de stationnement <i>Headlamp without parking light</i> Phare avec éclairage de stationnement <i>Headlamp with parking light</i>		
63/1955-410 63/1955-250	F140.901.020.030	Ampoule / Bulb 12V/45-50W (Asymétrique / asymetrical) Ampoule / Bulb 12V/3W (Stationnement / Parking)		
22/181-65 22/181-58 63/1955-472 63/1955-250	G246.900.020.010 G246.900.020.040 X825.283.248.000	Phare sans éclairage de stationnement <i>Headlamp without parking light</i> Phare avec éclairage de stationnement <i>Headlamp with parking light</i> Ampoule / Bulb 12V/55-60W H4 Ampoule / Bulb 12V/3W (Stationnement / Parking)		Farmer séries 200, 300 series Favorit séries 500, 700, 800, 900 series Série GT series Xylon 520, 522, 524
22/181-59 63/1955-472	G716.900.020.101 X825.283.248.000	Phare rond / Round model Ø 132mm Ampoule / Bulb 12V/55-60W H4		Farmer série 400 series Favorit Vario séries 700, 800, 900 series Nouvelle génération <i>New generation</i>

63/1956-2	F140.901.020.020	Support / Support	
-----------	------------------	-------------------	---

Les références des pièces sont indicatives.
Nos pièces ne sont pas d'origine


Part numbers are quoted for reference purposes only.
Our parts and accessories are not original.


"THE RELIABLE SERVICE"


ECLAIRAGE
LIGHTING

Phares de travail / Working lamps

Farmer séries 200, 300 series,
Favorit 816, 818, 822, 824,
F365GT, F370GT, F380GT, F390G F395GT



22/1931-39
(G294.900.110.010)
Ampoules incluses
Bulbs included :
63/1955-453 (x2)
(12V/55W H3)

Favorit Vario916, 920, 924, 926



22/181-60
(G916.901.020.010)
Phare d'angle / Corner light

Ampoules incluses
Bulbs included
63/1955-453
(12V/55W H3)



Autres phares de travail disponibles voir notre catalogue accessoires électriques
Other working lamp available see our electrical catalogue

Feux avant / Front side lights & indicators









Réf. Ref.	OEM OEM	Désignation Description	Fig. Fig.	Tracteurs Tractors
22/1918-123 63/1955-382	X825.282.195.000 X825.283.299.000	Feu gauche & droit / Lamp LH & RH 1x Ampoule / Bulb 12V/21W		Selon applications Some fittings
22/1918-124 63/1955-382 63/1955-239	X830.180.090.000 X825.283.299.000 X671.306.000.000	Feu gauche & droit / Lamp LH & RH 1x Ampoule / Bulb 12V/21W 1x Ampoule / Bulb 12V/5W		Selon applications Some fittings
22/1918-118 22/1919-118 63/1955-382 63/1955-239	X830.180.095.000 X830.180.090.010 X825.283.299.000 X671.306.000.000	Feu gauche & droit / Lamp LH & RH Cabochon / Glass 1x Ampoule / Bulb 12V/21W 1x Ampoule / Bulb 12V/5W		Farmer séries 100, 200 series Favorit 626 LSA-T F345GT, F350GT, F360GT, F370GT, F380GT
22/1918-119 22/1919-119 63/1955-382 63/1955-239	X830.180.032.000 X830.180.034.000 X830.180.032.010 X830.180.034.010 X825.283.299.000 X671.306.000.000	Feu gauche & droit / Lamp LH & RH Cabochon / Glass 1x Ampoule / Bulb 12V/21W 1x Ampoule / Bulb 12V/5W		Farmer séries 200, 300 series Favorit séries 500, 600, 700, 800, 900 series
22/1918-85 22/1918-86 22/1919-85 63/1955-382 63/1955-207	G395.900.020.020 G395.900.020.030 F395.900.020.010 X825.283.299.000	Feu gauche / Lamp LH Feu droit / Lamp RH Cabochon / Glass 1x Ampoule / Bulb 12V/21W 1x Ampoule / Bulb 12V/5W		F231GT, F345GT, F350GT, F360GT, F365GT, F370GT, F380GT, F390GT, F395GT Xylon 520, 522, 524
22/1918-120 22/1918-121 22/1919-120 22/1919-121 63/1955-382 63/1955-245	X830.180.036.000 X830.180.037.000 X830.180.036.010 X830.180.037.010 X825.283.299.000 X671.306.500.000	Feu gauche / Lamp LH Feu droit / Lamp RH Cabochon gauche / Glass LH Cabochon droit / Glass RH 1x Ampoule / Bulb 12V/21W 1x Ampoule / Bulb 12V/10W		Farmer 203 PII, 204P, 205 P

Les références des pièces sont indicatives.
Nos pièces ne sont pas d'origine

Part numbers are quoted for reference purposes only.
Our parts and accessories are not original.



ECLAIRAGE
LIGHTING
Feux arrière / Rear side lights & indicators


Réf. Ref.	OEM OEM	Désignation Description	Fig. Fig.	Tracteurs Tractors
22/1912-143	F225.901.020.040	Feu droit - Sans éclair plaque <i>Lamp RH - Less number plate light</i>		Farmer Fix 1, 2 Farmer 2S 105x79mm
22/1912-144	F225.901.020.030	Feu gauche - Avec éclair plaque <i>Lamp LH - With number plate light</i>		
63/1955-245 63/1955-251	X671.306.500.000	1x Ampoule / Bulb 12V/10W 1x Ampoule / Bulb 12V/15W		
22/1912-181	X830.180.132.000	Feu droit / <i>Lamp RH</i>		Type Hella type Farmer séries 100, 300 series Favorit séries 600, 700, 800, 900 series F231GT, F345GT, F350GT, F360GT, F365GT, F370GT, F380GT, F390GT, F395GT Xylon 520, 522, 524
22/1912-182	X830.180.151.000	Feu gauche / <i>Lamp LH</i>		
22/1913-181	X830.180.132.010	Cabochon droit / <i>Glass RH</i>		
22/1913-182	X830.180.151.010	Cabochon gauche / <i>Glass LH</i>		
63/1955-382	X825.283.299.000	2x Ampoule / Bulb 12V/21W		
63/1955-245	X671.306.500.000	1x Ampoule / Bulb 12V/10W		
22/1912-183	X830.180.046.000	Feu droit / <i>Lamp RH</i>		Type Jokon type Farmer séries 100, 300 series Favorit série 600 series F231GT
22/1912-184	X830.180.048.000	Feu gauche / <i>Lamp LH</i>		
22/1913-80	X830.180.046.010	Cabochon droit / <i>Glass RH</i>		
22/1913-81	X830.180.048.010	Cabochon gauche / <i>Glass LH</i>		
63/1955-382	X825.283.299.000	2x Ampoule / Bulb 12V/21W		
63/1955-245	X671.306.500.000	1x Ampoule / Bulb 12V/10W		
22/1912-185	X825.282.180.000	Feu droit / <i>Lamp RH</i>		Farmer séries 100, 300 series Favorit série 600 series
22/1912-186	X825.282.179.000	Feu gauche / <i>Lamp LH</i>		
22/1913-185	X825.282.180.010	Cabochon droit / <i>Glass RH</i>		
22/1913-186	X825.282.179.010	Cabochon gauche / <i>Glass LH</i>		
63/1955-382	X825.283.299.000	2x Ampoule / Bulb 12V/21W		
63/1955-207	X671.306.000.000	1x Ampoule / Bulb 12V/5W		
22/1912-179	G246.900.020.030	Feu droit / <i>Lamp RH</i>		Farmer série 200 series
22/1912-180	G246.900.020.020	Feu gauche / <i>Lamp LH</i>		
22/1913-179	X830.180.039.010	Cabochon droit / <i>Glass RH</i>		
22/1913-180	X830.180.038.020	Cabochon gauche / <i>Glass LH</i>		
63/1955-382	X825.283.299.000	2x Ampoule / Bulb 12V/21W		
63/1955-245	X671.306.500.000	1x Ampoule / Bulb 12V/10W		
22/1912-187	X830.180.200.000	Feu droit / <i>Lamp RH</i>		Favorit 626 LSA-T
22/1912-188	X830.180.201.000	Feu gauche / <i>Lamp LH</i>		
22/1913-187		Cab. gauche & droit / <i>Glass LH & RH</i>		
63/1955-382	X825.283.299.000	2x Ampoule / Bulb 12V/21W		
63/1955-265		1x Ampoule / Bulb 12V/10W		
22/1912-142	G716.900.020.090	Feu gauche & droit / <i>Lamp RH & LH</i>		Farmer série 400 series Favorit séries 700, 800, 900 series
22/1913-137	F716.900.020.040	Cab. gauche & droit / <i>Glass LH & RH</i>		
63/1955-382	X825.283.299.000	2x Ampoule / Bulb 12V/21W		
63/1955-245	X671.306.200.000	1x Ampoule / Bulb 12V/10W		
22/1920-11	G312.900.220.020	Eclaire plaque		Farmer série 400 series Favorit séries 700, 800, 900 series
63/1955-265		Ampoule / Bulb 12V/10W		

Les références des pièces sont indicatives.
Nos pièces ne sont pas d'origine

Part numbers are quoted for reference purposes only.
Our parts and accessories are not original.


"THE RELIABLE SERVICE"


**CONTACTEURS
SWITCHES**




Tracteurs Tractors	Fig. Fig.	Réf. Ref.	OEM OEM	Désignation Description
Contacteurs de démarrage / Starting switches				
Farmer 5S, 102, 103, 104, 105, 106, 108, 200, 201, 203, 204, 205, F231GT	1	22/950-58	F228.900.020.071	Préchauffage - démarrage Heating - Start
Farmer 2, 2D, 2DE, 2E, 2S, 3S, 4S, 5S Farmer série 100 series Favorit 614, 615 F231GT	2	22/950-83	X830.240.080.000	Préchauffage - démarrage Heating - Start
Farmer séries 200, 300 series Favorit série 600 series F231GT, F345GT, F350GT, F360GT, F365GT, F370GT, F380GT, F390GT, F395GT	3	22/950-84	X830.240.105.000 X830.240.108.000 X830.240.110.000	Contact - préchauffage - démarrage (10 bornes) Ignition - Heating - Start (10 terminals)
		22/951-35	X830.240.110.010	Clé / Key
Farmer 307, 308, 309 Farmer série 400 series Favorit séries 700, 800, 900 series Xylon 520, 522, 524	3	22/950-85	G816.900.020.021	Contact - démarrage (6 bornes) Ignition - Start (6 terminals)
		22/951-35	X830.240.110.010	Clé / Key
Contacteurs d'éclairage / Lighting switches				
Farmer 2, 2D, 2DE, 2E	4	22/953-81	F024.900.020.051	Contact - éclairage Ignition - Light
Farmer 2S, 3S, 4S, 5S Farmer séries 100, 200 series	4	22/953-82	F258.908.020.040	Contact - éclairage Ignition - Light
Contacteurs rotatifs / Rotating switches				
Farmer 2, 2D, 2DE, 2E	5	22/956-17	X830.240.030.000	Clignoteurs Blinking light
Farmer séries 200, 300 series Favorit série 600 series F345GT, F350GT, F360GT, F365GT, F370GT, F380GT, F390GT, F395GT	6	22/956-14	X830.240.195.000	Lecture digitale Digital display
Farmer série 200 series F345GT, F360GT, F365GT, F380GT	7	22/956-15	F275.500.260.150	Ventilation de cabine Cab fan
Farmer séries 300, 400 series Favorit séries 500, 700, 800, 900 series F370GT, F380GT Xylon 520, 522, 524	8	22/956-16	G312.810.130.100	Ventilation de cabine Cab fan

Les références des pièces sont indicatives.
Nos pièces ne sont pas d'origine

Part numbers are quoted for reference purposes only.
Our parts and accessories are not original.



CONTACTEURS
SWITCHES



Tracteurs Tractors	Fig. Fig.	Réf. Ref.	OEM OEM	Désignation Description
Contacteurs combinés / Combined switches				
Farmer 2S, 3S, 4S, 5S Farmer série 100 series	1	22/958-60	F182.900.020.030	
Farmer 200, 201, 203, 204, 205	2	22/958-61	X830.240.035.000	
Farmer 240, 250, 260, 270, 275, 280 Farmer série 300 series F231GT	3	22/958-62	X830.240.058.000	
Farmer série 300 series	4	22/958-64	X830.240.136.000	
Farmer séries 300, 400 series Favorit séries 500, 700, 800, 900 series F370GT, F380GT, F390GT, F395GT Xylon 520, 522, 524	5	22/958-63	G395.900.020.040	
Centrales clignotantes / Blinking units				
Farmer 2S, 3S, 4S, 5S Farmer série 100 series Farmer 200, 201, 203, 204, 205	6	22/961-15	X830.030.061.000	5 bornes - 5 terminals
Farmer 2S, 3S, 4S, 5S Farmer séries 100, 200, 300 series Favorit séries 500, 600, 800, 900 series F231GT, F345GT, F350GT, F360GT, F365GT, F370GT, F380GT, F390GT, F395GT Xylon 520, 522, 524	7	22/961-16	X830.030.065.000	6 bornes - 6 terminals
Farmer séries 300, 400 series Favorit séries 700, 800, 900 series F370GT, F380GT	8	22/961-17	G117.900.020.011	4 bornes - 4 terminals

Les références des pièces sont indicatives.
Nos pièces ne sont pas d'origine

Part numbers are quoted for reference purposes only.
Our parts and accessories are not original.



CONTACTEURS
SWITCHES




Tracteurs Tractors	Fig. Fig.	Réf. Ref.	OEM OEM	Désignation Description
Contacteurs magnétiques / Magnetic switches				
Farmer 2S, 3S, 4S, 5S Farmer série 100 series Farmer 200, 201, 203, 204, 205	1	22/962-43	X830.240.057.000	Feux stop Stop switch
Farmer séries 100, 200, 300 series Favorit série 600 series F231GT	2	22/962-44	X830.240.056.000	Feux stop Stop switch
Farmer série 200 series Farmer 307, 308, 309	3	22/962-40	X830.240.178.000	Frein à main Hand brake
Farmer séries 200, 300 series Favorit séries 500, 600, 800, 900 series F345GT, F360GT, F365GT, F380GT, F390GT, F395GT Xylon 520, 522, 524	4	22/962-41	X830.240.177.000	Sécurité démarrage Safety starting switch
Farmer série 300 series Favorit série 600 series F345GT, F350GT, F360GT, F365GT, F370GT, F380GT, F390GT, F395GT	5	22/962-42	X830.240.180.000	Sécurité démarrage Safety starting switch
Relais / Relay				
Farmer séries 200, 300 series Favorit série 600 series Série GT series	6	22/965-28	X830.250.011.000	12V 20/20A
Farmer séries 200, 300, 400 series Favorit séries 500, 600, 700, 800, 900 series Série GT series Xylon 520, 522, 524	7	22/965-26	H312.900.020.041	12V 20/30A
Farmer séries 200, 300, 400 series Favorit séries 500, 700, 800, 900 series F370GT, F380GT Xylon 520, 522, 524	8	22/965-27	H312.900.020.020	12V 60A

Les références des pièces sont indicatives.
Nos pièces ne sont pas d'origine

Part numbers are quoted for reference purposes only.
Our parts and accessories are not original.



CONTACTEURS
SWITCHES


Tracteurs Tractors	Fig. Fig.	Réf. Ref.	OEM OEM	Désignation Description
Sonde de température / Temperature sender unit				
Farmer 5S Farmer séries 100, 300, 600 series	1	22/180-26	X830.030.053.000	M14x1.5 1 fiche / 1 terminal
Farmer 102, 103, 104, 105, 106, 108	2	22/180-22	F182.900.020.040	M10x1.5
Farmer série 200 series F345GT, F350GT, F360GT, F365GT, F370GT, F380GT, F390GT, F395GT	3	22/180-23	X830.030.059.000	M14x1.5
Farmer séries 200, 300 series Favorit séries 500, 600, 800, 900 series F345GT, F350GT, F360GT, F365GT, F370GT, F380GT, F390GT, F395GT Xylon 520, 522, 524	4	22/180-27	X830.240.011.000 H198.903.020.010	Température huile hydraulique Hydraulic oil temperature M14x1.5
Favorit séries 700, 800, 900series	5	22/180-24	H312.900.020.010	M14x1.5
	6	22/180-25	H816.970.020.020	Collecteur d'air / Air manifold M18x1.5
Manocontacts / Pressure switches				
Farmer 2, 2D, 2DE, 2E Farmer séries 100, 200 series F345GT, F350GT, F360GT, F365GT, F370GT, F380GT, F390GT, F395GT	7	22/186-31	X830.240.088.000 F020.200.110.011	Huile moteur / Engine oil M10x1.00 cylindrique / cylindrical 0.15-0.45 bar
Farmer série 300 series Favorit séries 500, 600 series	8	22/186-32	H312.970.020.020	Huile moteur / Engine oil M14x1.5
Farmer série 300 series Favorit série 600 series Série GT series	9	22/186-33	X830.240.231.000	Feux stop - Stop switch M10x1.00
Favorit séries 800, 900 series Xylon 520, 522, 524	10	22/186-29	H816.970.020.010	Huile moteur / Engine oil M18x1.5 2 bornes M4 / 2 M4-terminals 0-5 bar

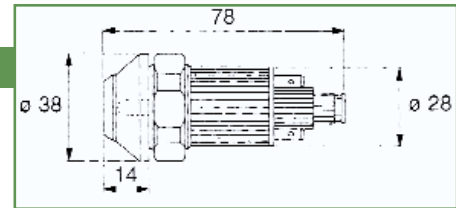
Les références des pièces sont indicatives.
Nos pièces ne sont pas d'origine

Part numbers are quoted for reference purposes only.
Our parts and accessories are not original.


"THE RELIABLE SERVICE"


CONTACTEURS
SWITCHES

Boutons-poussoirs / Push switches



	Réf. Ref.	OEM OEM	Description Description	Tracteurs Tractors
	63/1884-26	X830.230.500.000	Connecteur Connector housing	
	63/1884-27		Ampoule témoin Bulb	
	63/1884-33	X830.240.098.000 G312.900.020.020	Feux de croisement Full beam light	Farmer séries 300, 400 series Favorit séries 500, 700, 800, 900 series F370GT, F380GT, Xylon 520, 522, 524
	63/1884-83	G312.900.160.010	Eclairage frontal Front light	Farmer séries 200, 300 series Favorit séries 500, 700, 800, 900 series Série GT series, Xylon 520, 522, 524
	63/1884-6	X830.240.357.000	Feux de travail avant Front side light	Farmer 240S, 250S, 260S, 275S Farmer série 300 series
	63/1884-5	X830.240.356.000	Feux de travail arrière Rear side light	Farmer série 300 series, Favorit série 600 series Série GT series
	63/1884-11	X830.240.097.000	Feux de détresse Warning light	Farmer séries 100, 200, 300, 400 series Favorit séries 500, 600, 700, 800, 900 series Série GT series, Xylon 520, 522, 524
	63/1884-1	X830.240.358.000 X830.240.362.000	Feux de stationnement Parking light	Farmer séries 200, 300 series Favorit 611, 612, 614, 615, Série GT series
	63/1884-84	X830.240.359.000	Ventilation cabine Cab blower	Farmer série 300 series, Favorit séries 500, 600 series, Série GT series
	63/1884-40	X830.240.355.000	Ventilateur vitesse rapide Fast speed blower	Farmer série 300 series, Favorit série 600 series
	63/1884-13 Push-Push	G395.970.100.022	Prise de force PTO drive	Farmer série 300 series, F390GT, F395GT
	63/1884-82 Push	G312.970.090.011	Prise de force PTO drive	Farmer 307, 308, 309, 310, 311, 312 Favorit séries 500, 700, 800, 900 series Xylon 520, 522, 524
	63/1884-15	X830.240.087.000	Essuie-glace intermittent Intermittent wiper	
	63/1884-18	X830.240.094.000	Essuie-glace Wiper	Farmer série 300 series Favorit 611, 612, 614, 615 Série GT series
	63/1884-24	X830.240.095.000	Lave glace Wiper washer	
	63/1884-25	X830.240.096.000	Relevage / Lift EHR III & IV	Farmer série 300 series, Favorit série 600 series
	63/1884-86	G395.860.100.010	Relevage / Lift EHR D (Jaune / Yellow)	Farmer 240S, 250S, 260P/S, 270P, 275S, 280P/S Farmer série 300 series, Favorit série 600 series, F390GT, F395GT
	63/1884-85	X816.860.100.201	Relevage / Lift EHR D (Bleu / Blue)	Farmer série 300 series, Favorit séries 500, 700, 800, 900 series Xylon 520, 522, 524

Les références des pièces sont indicatives.
Nos pièces ne sont pas d'origine








Part numbers are quoted for reference purposes only.
Our parts and accessories are not original.




CONTACTEURS SWITCHES


Contacteurs à bascule / Rocker switches



Réf. Ref.	OEM OEM	Description Description	Tracteurs Tractors
22/967-71	X830.241.014.000+ X830.241.305.000	Gyrophare <i>Beacons</i> 	Farmer séries 200, 300, 400 <i>series</i> Favorit séries 500, 600, 700, 800, 900 <i>series</i> Série GT <i>series</i> , Xylon 520, 522, 524
22/967-72	X830.241.015.000+ X830.241.310.000	Phare de travail <i>Worklamp</i> 	Farmer série 300 <i>series</i> Favorit série 600 <i>series</i>
22/967-73	X830.241.016.000+ X830.241.311.000	Relevage <i>Lift</i> 	Farmer 240S, 250S/V, 260S/V/P, 270P/V, 275S/V, 280S/V/P
22/967-74	X830.241.011.000	Ventilation <i>Blower</i> 	Farmer 102, 103, 104, 105, 106, 108 Favorit 614, 615
22/967-75	X830.241.014.000+ X830.241.309.000	Airco <i>Airco</i> 	Farmer séries 200, 300, 400 <i>series</i> Favorit séries 500, 600, 700, 800, 900 <i>series</i> Série GT <i>series</i> , Xylon 520, 522, 524
22/967-76	X830.241.013.000+ X830.241.304.000	Essuie- et lave glace <i>Window wiper / washer</i> 	
22/967-77	X830.241.012.000+ X830.241.307.000	Feux de route <i>Traffic lights</i> 	

	22/977-10	Douille + ampoule <i>Socket + bulb</i>
---	-----------	---

AVERTISSEUR SONORE HORN











63/1995-80 F238.900.020.041 F238.900.020.042	
--	--

Les références des pièces sont indicatives.
Nos pièces ne sont pas d'origine


Part numbers are quoted for reference purposes only.
Our parts and accessories are not original.



**FICHE & PRISE
PLUG & SOCKET**

63/1971-5 X830.230.553.000		Priese 3 pôles 3 Pin Plug	63/1970-3 X830.230.007.000		Fiche 3 pôles 3 Pin socket
63/1971-3		Priese 3 pôles 3 Pin Plug			
63/1971-6 G205.900.900.010		Priese 3 pôles 3 Pin Plug	63/1970-4 G205.900.900.020		Fiche 3 pôles 3 Pin socket
63/1971-8		Priese 2 pôles 2 Pin Plug	63/1970-7		Fiche 2 pôles 2 Pin socket
63/1971-1 G395.900.070.010		Priese 7 pôles 7 Pin Plug	63/1970-1		Fiche 7 pôles 7 Pin socket
			22/963-2 X830.230.0006.000		Priese "Jack" "Jack" socket

**CABLES DE COMPTE-HEURES
DRIVE CABLES**



Tracteurs Tractors	Réf. Ref.	Longueur Length
Farmer série 100 series	22/177-58 (F230.200.161.020)	1400 mm
	22/177-59 (F180.200.160.010)	2000 mm
	22/177-60	2400 mm
Farmer 303, 304, 305, 306, 307, 308, 309	22/177-56 (X800.290.126.000)	1065 mm Côté moteur / Engine side
	22/177-55 (X800.290.140.000)	630 mm Côté compteur / Tractometer side
F231GT	22/177-61 (F238.200.160.010)	1560 mm

**RENOI D'ANGLE
DRIVE UNIT**

Renvoi d'angle
Drive unit

22/58-20
(F230.200.161.040,
F025.100.190.140)



Adaptateur
Adapter

22/58-21
(F139.207.160.040)



Les références des pièces sont indicatives.
Nos pièces ne sont pas d'origine

Part numbers are quoted for reference purposes only.
Our parts and accessories are not original.



MECANISMES & DISQUES D'EMBRAYAGE
CLUTCH ASSEMBLIES & PLATES

Légendes voir page 56 - Figures voir pages 57-58 - Key See page 56 - Figures see pages 57-58



Tracteurs Tractors	Embrayage Clutch		Disque Plate		Butée de débrayage Release bearing
	Ø	N°	Ø	N°	
Fix 2	200 G3 Bague d'appui Release plate	22/200-700 F020.100.100.021	200	22/221-700 F016.100.100.030 UF 10Z 23x29	
Farmer 1 (237)	225 G3 Bague d'appui Release plate	22/200-701 F015.100.100.230	225	22/221-701 F025.100.100.180 UF 10Z 1"x1"1/4	22/231-701 F015.100.100.020 Butée carbone Carbon plate
Farmer 1 E Fix 2 E	225 G3	22/200-702 F131.100.100.010	225	22/221-702 F131.100.100.020 UF 10Z 23x29	
Farmer 1 E	225/200 AH G3	22/200-703 E231.103.100.010 F231.103.100.010 Z231.103.100.010	200 LK	22/212-703 F225.100.100.030 UF 8Z 42x48	22/231-703 X623.577.200.000
			225 LH	22/221-703 F231.103.100.020 TF 10Z 21x26	
Farmer 2, 2D, 2DE, 2E Mod. F 139/1, F 139/3, 228/1	250/225 AH G3	22/200-704 F139.100.100.013 F139.100.100.014	225 LK	22/212-704 F027.100.100.050 UF 8Z 46x50	22/231-550 H199.104.100.010 MV
			250 LH	22/221-704 F139.103.100.010 UF 10Z 23x29	22/231-156 65x102x25
Farmer 2S, 3S, 4S, 5S Farmer 101, 102, 103, 104, 105, 106, 108 version S & LS version	250 G3	22/200-705 F268.102.100.010 F268.102.100.011 X805.230.052.000 X805.230.050.000	250	22/221-705 F250.100.100.020 UF 10Z 26x32	22/231-705 X623.577.500.000 50x82x18
			250	22/221-722 F269.101.100.010 UC LT 10Z 26x32	ou / or
			Kit complet / Complete kit 22/200-1313 KT		
Farmer 103S, 200S, LS, V, 203P, P II, V, V/II, 205P Agrobil S (voir aussi 255 GT... / See also 255 GT...)	250/250 DV GU6	22/200-706 X805.230.003.000	250 LK	22/212-706 X805.230.004.010 F138.151.100.030 UF 20Z 36x40	22/231-706 X612.197.000.000 65x97
			250 LN	22/221-706 155.102.420.010 TF 10Z 26x32	22/231-551 X612.197.100.000 106x140
			ou / or 250 LN	ou / or 22/221-705 F250.100.100.020 UF 10Z 26x32	22/230-706 X606.715.411.000 AU

Les références des pièces sont indicatives.
Nos pièces ne sont pas d'origine

Part numbers are quoted for reference purposes only.
Our parts and accessories are not original.



"THE RELIABLE SERVICE"



MECANISMES & DISQUES D'EMBRAYAGE
CLUTCH ASSEMBLIES & PLATES

Légendes voir page 56 - Figures voir pages 57-58 - Key See page 56 - Figures see pages 57-58

Tracteurs Tractors	Embrayage Clutch		Disque Plate		Butée de débrayage Release bearing
	Ø	N°	Ø	N°	
Farmer 240 S (294/0001 ⇨), 250 S (295/0001 ⇨), 250 V (205/0001 ⇨), 260 P (⇨ 246/0260), 260 S (⇨ 296/1249), 260 V (⇨ 206/0875)	250/265	22/200-707 E205.100.100.010	250 LK	22/212-706 X805.230.004.010 F138.151.100.030 UF 20Z 36x40	22/231-706 X612.197.000.000 65x97 22/231-551 X612.197.100.000 106x140 22/230-706 X606.715.411.000 AU
			265 LN	22/221-707 H205.100.420.000 UF 10Z 26x32	
			ou / or 250 LN	ou / or 22/221-706 155.102.420.010 TF 10Z 26x32	
Farmer 204 P, 204 V, 260 P (246/0261 ⇨), 260 S (296/1250 ⇨), 260 V (206/0876 ⇨), 270 P, 270 V, 275 S, 275 V, 280 P	280/295 DF-FO GU6	22/200-708 E207.100.100.010	280 LK	22/212-708 X805.230.022.010 UF 20Z 36x40	22/230-706 X606.715.411.000 AU
			295 LN	22/221-708 166.100.420.011 UF 10Z 26x32	
Farmer 270 P (297/4170 ⇨) 280 PA (248/0001 ⇨) 280 S (297/7001 ⇨) 280 SA 280 V (208/7001 ⇨)	280/295 DF-FO GU6	22/200-709 E207.100.100.020	280 LK	22/212-709 Z207.100.100.030 UF 20Z 36x40	22/231-550 H199.104.100.010 MV
			295 LN	22/221-708 166.100.420.011 UF 10Z 26x32	
Farmer 303, 304, 305, 306, 307, 308, 309, 310, 311, 312, S, LS, LSA Ø 320 interchangeable avec Ø 330 à partir du Farmer 310 Ø 320 interchangeable with Ø 330 starting from Farmer 310	320 G3	22/200-710 E198.100.100.010 Moyeu 22Z hub	320	22/221-710 178.100.421.010 UF 10Z 26x32	22/231-550 H199.104.100.010 MV 22/231-156 65x102x25 22/231-551 X612.197.100.000 106x40 22/230-550 X607.305.302.000 AU
			Kit complet / Complete kit 22/200-1314 KT		
	330 DF-FO G3	22/200-711 E198.100.100.020 Moyeu 22Z hub	330	22/221-711 H199.100.420.010 UF 10Z 26x32	
Farmer 307 C, 308 C, 309 C	295/330 DF-FO GU6	22/200-550 E395.100.100.010	295 LK	22/212-550 F395.100.100.010 UC 22Z 41x45	22/231-551 X612.197.100.000 106x40 22/230-550 X607.305.302.000 AU
			330 LN	22/221-550 H395.100.420.010 UC 10Z 26x32	
Favorit 1, 2, 3 - Mod. FW 150/11	250/280 AH G3	22/200-712 F140.103.100.013	250 LK	22/212-712 F040.100.100.281 UF 8Z 46x50	22/231-712 (X623.577.400.000)
			280 LH	22/221-712 F140.112.100.020 UF 10Z 23x29	
Favorit 3 S	280/280 GU6	22/200-713 F165.100.100.020	280 LK	22/212-713 F165.100.100.050 UF 8Z 46x50	22/231-706 X612.197.000.000 65x97 22/231-551 X612.197.100.000 106x140
			280 LN	22/221-713 F165.100.100.031 UF 10Z 23x29	
Favorit 4 S Moteur 66 kW motor	310 DV	22/200-714	310	22/221-714 F181.100.100.011 UF 22Z 41x45	22/231-550 H199.104.100.010 MV

Les références des pièces sont indicatives.
Nos pièces ne sont pas d'origine

Part numbers are quoted for reference purposes only.
Our parts and accessories are not original.



"THE RELIABLE SERVICE"



MECANISMES & DISQUES D'EMBRAYAGE
CLUTCH ASSEMBLIES & PLATES

Légendes voir page 56 - Figures voir pages 57-58 - Key See page 56 - Figures see pages 57-58

Tracteurs Tractors	Embrayage Clutch		Disque Plate		Butée de débrayage Release bearing
	Ø	N°	Ø	N°	
Favorit 511 C (511/0101 ⇒)	330 DF-FO G3	22/200-711 E198.100.100.020 Moyeu 22Z hub	330	22/221-711 H199.100.420.030 UF 10Z 26x32	22/231-550 H199.104.100.010 MV 22/230-550 X607.305.302.000 AU
Favorit 600 LS, 610 LS (281/1265 ⇒)	310 GU6	22/200-715 F181.100.100.060	310	22/221-715 F178.100.420.010 UF 10Z 26x32	22/231-550 H199.104.100.010 F281.100.100.010 345.100.100.020 MV
Favorit 4S, 10S, 11S Favorit 600 S, LS - Mod. FW 280 600 S, LS - Mod. F 281 611 S, LS - Mod. F 282 (⇒ 282/0754)	310 GU6	22/200-715 F181.100.100.060	310	22/221-714 F181.100.100.011 UF 22Z 41x45	22/231-550 H199.104.100.010 MV
Favorit 611 LS - Mod. 282 (282/0755 ⇒) 612 LSA - Mod. F 283 614 LSA - Mod. FW 284 615 LSA - Mod. FW 384	350 GU6	22/200-716 E285.100.103.050	350	22/221-716 F183.100.100.020 UF 22Z 41x45	22/231-156 65x102x25 22/230-716 X607.305.701.003 AU
			350	22/221-723 285.100.103.010 UC-LT 22Z 41x45	
Kit complet / Complete kit 22/200-1316 KT					
Favorit 614 LSA - Mod. FW 384 (⇒ 384/0508)	360 DF-FO	22/200-717 E382.100.100.010	350	22/221-716 F183.100.100.020 UF 22Z 41x45	22/231-717 G385.100.100.030 MV 22/230-716 X607.305.701.003 AU
			350	22/221-723 285.100.103.010 UC-LT 22Z 41x45	
			360	22/221-717 H384.100.420.030 UC-LT 22Z 41x45	
Favorit Turbomatic E 611 LSA, 612 LSA, 614 LSA (384/0508 ⇒) 615 LSA	360 DF-FO	22/200-717 E382.100.100.010	360	22/221-717 H384.100.420.030 UC-LT 22Z 41x45 Modèle renforcé Heavy duty	
			Kit complet / Complete kit 22/200-1317 KT		
115GT 220GT	200 G3 Bague d'appui Release plate	22/200-718 F120.100.100.021	200	22/221-718 F016.100.100.031 UF 10Z 23x29	22/231-718 F015.100.100.030 Butée carbone Carbon plate
255 GT (⇒ 0135), 275 GT (⇒ 0539), Agrobil S (Voir aussi Farmer 103 S ... / See also Farmer 103 S ...)	280/295 DF-FO GU6	22/200-708 E207.100.100.010	280 LK	22/212-708 X805.230.022.010 UF 20Z 36x40	22/231-706 X612.197.000.000 65x97 22/231-551 X612.197.100.000 106x140
			280 LN	22/221-724 X805.230.101.000 UF 10Z 26x32	22/230-706 X606.715.411.000 AU

 Les références des pièces sont indicatives.
 Nos pièces ne sont pas d'origine

 Part numbers are quoted for reference purposes only.
 Our parts and accessories are not original.

"THE RELIABLE SERVICE"


MECANISMES & DISQUES D'EMBRAYAGE
CLUTCH ASSEMBLIES & PLATES

Légendes voir page 56 - Figures voir pages 57-58 - Key See page 56 - Figures see pages 57-58

Tracteurs Tractors	Embrayage Clutch		Disque Plate		Butée de débrayage Release bearing
	Ø	N°	Ø	N°	
255 GT (0136 ⇒), 275 GT (0540 ⇒)	280/295 DF-FO GU6	22/200-708 E207.100.100.010	280 LK	22/212-708 X805.230.022.010 UF 20Z 36x40	22/231-706 X612.197.000.000 65x97 22/231-551 X612.197.100.000 106x140
			295 LN	22/221-708 166.100.420.011 UF 10Z 26x32	
275 GT	280/295 DF-FO GU6	22/200-709 E207.100.100.020	280 LK	22/212-709 Z207.100.100.030 UF 20Z 36x40	22/230-706 X606.715.411.000 AU
			295 LN	22/221-708 166.100.420.011 UF 10Z 26x32	
345 GT (Nr. 345/0001 ⇒ 345/0984 ⇒ 345/90053)	250/250 DV GU6	22/200-706 X805.230.003.000	250 LK	22/212-706 X805.230.004.010 F138.151.100.030 UF 20Z 36x40	22/231-550 H199.104.100.010 MV
			250 LN	22/221-706 155.102.420.010 TF 10Z 26x32	
345 GT (Nr. 345/0985 ⇒ 345/90045 ⇒) 360 GT (Nr. 360/0001 ⇒) 365 GT (Nr. 365/0001 ⇒)	280/295 DF-FO GU6	22/200-708 E207.100.100.010	280 LK	22/212-708 X805.230.022.010 UF 20Z 36x40	22/231-156 65x102x25 22/231-551 X612.197.100.000 106x140
			295 LN	22/221-708 166.100.420.011 UF 10Z 26x32	
			Kit complet / Complete kit 22/200-1318KT		
380 GT	320/295 DF-FO GU6	22/200-720 E380.100.100.030	295 LK	22/212-720 X805.230.076.010 UF 20Z 36x40	22/230-706 X606.715.411.000 AU
			320 LN	22/221-710 178.100.421.010 UF 10Z 26x32	
380 GT 390 GT 395 GT	295/330 DF-FO GU6	22/200-550 E395.100.100.010	295 LK	22/212-550 F395.100.100.010 UC 22Z 41x45	
			330 LN	22/221-550 H395.100.420.010 UC 10Z 26x32	

AH Avec les 2 disques incorporés
 AU Roulement de volant
 DF Diaphragme, volant plat
 DV Diaphragme, volant creux
 FO Volant plat, sans bague d'appui
 G3 3 doigts
 GU6 Commande indépendante 6 doigts
 LH Friction d'avancement côté moteur, intégrée
 LK Friction prise de force, côté B.V. intégrée
 LN Friction d'avancement côté moteur, libre
 LT 6 paires de pastilles
 MV Butée avec support
 UC Cera métallique fixe
 UF Organique fixe

AH Both driven plates built in
 AU Flywheel bearing
 DF Diaphragm, flat flywheel
 DV Diaphragm, pot flywheel
 FO Flat flywheel without release plate
 G3 3 levers
 GU6 Independent clutch, 6 levers
 LH Main disc, engine side, integrated
 LK PTO disc, transmission side, integrated
 LN Main disc, engine side, loose
 LT 6 pairs of pads
 MV Release bearing with carrier
 UC Fixed cera-matallic
 UF Fixed organic

Les références des pièces sont indicatives.
Nos pièces ne sont pas d'origine

Part numbers are quoted for reference purposes only.
Our parts and accessories are not original.



MECANISMES & DISQUES D'EMBRAYAGE
CLUTCH ASSEMBLIES & PLATES

BUTÉE DE DÉBRAYAGE
RELEASE BEARING

22/231-156
Ø 65x102 - L. 27mm
Séries 100 series



22/200-550



22/200-700



22/200-701



22/200-702



22/200-703



22/200-704



22/200-705




22/200-706



22/200-707



22/200-708



22/200-709




22/200-710



22/200-711



22/200-712



22/200-713



22/200-714



22/200-715



22/200-716



22/200-717



22/200-718



22/200-720



22/212-550



22/212-703



22/212-704



22/212-706



22/212-708



Les références des pièces sont indicatives.
Nos pièces ne sont pas d'origine

Part numbers are quoted for reference purposes only.
Our parts and accessories are not original.



"THE RELIABLE SERVICE"



MECANISMES & DISQUES D'EMBRAYAGE
CLUTCH ASSEMBLIES & PLATES

22/212-709



22/212-712



22/212-713




22/212-720




22/221-550




22/221-700



22/221-701




22/221-702



22/221-703



22/221-704



22/221-705




22/221-706




22/221-707




22/221-708



22/221-710



22/221-711




22/221-712



22/221-713




22/221-714



22/221-715



22/221-716



22/221-717



22/221-718



22/221-722



22/221-723



22/221-724




Les références des pièces sont indicatives.
Nos pièces ne sont pas d'origine

Part numbers are quoted for reference purposes only.
Our parts and accessories are not original.



MAITRES CYLINDRES & CYLINDRES RECEPTEURS D'EMBRAYAGE
MASTER & SLAVE CLUTCH CYLINDERS



Tracteurs Tractors	Maître cylindre Master cylinder	Fig.	Jeu de réparation Repair kit	Cylindre récepteur Slave cylinder	Fig.	Jeu de réparation Repair kit
Farmer série 300 series	22/226-16 (G178.100.100.052, G198.100.100.030)	1	22/227-14 (F178.100.100.010)	22/228-11 (G178.100.100.061)	2	22/229-11 (2A) (F178.100.100.140) 22/229-12 (2B) (F178.100.100.030)
				22/228-16 (G117.100.101.100)	3	22/229-10 (F345.100.100.010)
	22/226-17 (G312.100.100.020)	4	22/227-14 (F178.100.100.010)	22/228-11 (G178.100.100.061)	2	22/229-11 (2A) (F178.100.100.140) 22/229-12 (2B) (F178.100.100.030)
Farmer série 400 series	22/226-18 (G524.100.100.050, G524.100.100.051)	5	22/227-18 (F524.100.100.010)			
Favorit série 500 series	22/226-19 (G514.100.100.041)	6	22/227-19 (F514.100.100.450)			
Favorit série 600 series FW281, 282, 283				22/228-24 (G178.100.100.060)	3	22/229-11 (2A) (F178.100.100.140) 22/229-12 (2B) (F178.100.100.030)
Favorit série 600 series FW382, 383, 384, 385	22/226-20 (G385.100.100.050, 281.100.100.210, F281.100.100.040)	7	22/227-20 (F385.100.100.010)	22/228-19 (G385.100.100.020)	8	22/229-10 (F514.100.100.450)
Favorit séries 700, 900 series Xylon 520, 522, 524	22/226-18 (G524.100.100.050, G524.100.100.051)	5	22/227-18 (F524.100.100.010)			
Favorit série 800 series	22/226-21 (G822.100.100.041)	9	22/227-21 (F822.100.100.020)			
345GT, 350GT, 360GT, 365GT, 370GT, 380GT, 390GT, 395GT	22/226-16 (G178.100.100.052, G198.100.100.030)	1	22/227-14 (F178.100.100.010)	22/228-20 (G345.100.100.060)	10	22/229-10 (F514.100.100.450)
				22/228-16 (G117.100.101.100)	3	22/229-10 (F514.100.100.450)

RÉSERVOIR LIQUIDE D'EMBRAYAGE / CLUTCH OIL TANK

Favorit série 500 series

22/6800-1
(G514.100.100.050)



Les références des pièces sont indicatives.
Nos pièces ne sont pas d'origine

Part numbers are quoted for reference purposes only.
Our parts and accessories are not original.



BAGUES D'ETANCHEITE DE L'ARBRE DE PRISE DE FORCE
PTO SHAFT SEALS

Tracteurs Tractors	Réf. Ref.	OEM	Dimensions Size
Farmer 3S F231GT	22/305-26	X553.984.809.000	40-62-10/12
Farmer 5S Farmer séries 100, 200, 300 series	22/305-27	X550.110.410.000	50-72-10
Farmer série 200 series	22/305-28	X555.196.602.000	45-65-8/10
Farmer 310, 311, 312 Favorit série 500 series Xylon 520, 522, 524	22/305-27	X550.110.410.000	50-72-10
	22/305-29	X550.140.901.000	70-85-10/11.5
Favorit série 600 series	22/305-30	X554.424.102.000	58-80-10/12
	22/305-31	F291.100.220.090	65-85-10
Favorit séries 700, 800, 900 series	22/305-32	X550.162.701.000	95-110-10
F231GT	22/305-26	X553.984.809.000	40-62-10/12
F345GT, F350GT, F360GT, F365GT, F370GT	22/305-27	X550.110.410.000	50-72-10
F390GT, F395GT	22/305-29	X550.140.901.000	70-85-10/11.5



BAGUES D'ETANCHEITE DE PRISE DE FORCE AVANT
FRONT PTO SEALS

Tracteurs Tractors	Réf. Ref.	OEM	Dimensions Size
Selon montage Some fittings	22/305-33	X550.083.201.000	40-65-10
	22/305-34	X550.081.503.000	40-56-10
Favorit séries 600, 700 series	22/305-27	X550.110.410.000	50-72-10



CABLES D'EMBRAYAGE DE PRISE DE FORCE
PTO CLUTCH CABLES


Tracteurs Tractors	Réf. Ref.	OEM	Longueur Length	Fig.
Farmer 303, 304, 305, 306, 307, 308, 309	22/197-7	G178.138.350.010	1280mm	
Farmer 310, 311, 312	22/197-9	G178.100.350.010	1365mm	
Farmer 303, 304, 305, 306, 307, 308, 309, 310 Prise de force avant Front PTO	22/197-8	G117.100.200.020	2445mm	

Les références des pièces sont indicatives.
Nos pièces ne sont pas d'origine

Part numbers are quoted for reference purposes only.
Our parts and accessories are not original.



DISQUES D'EMBRAYAGE DE PRISE DE FORCE PTO CLUTCH DISCS



Tracteurs Tractors	1			2		
	Disque intermédiaire Intermediate disc	Qté. Qty.	Epaiss. Thickn.	Disque de friction Friction disc	Qté. Qty.	Epaiss. Thickn.
Prise de force indépendante / IPTO						
Favorit 10, 11, 12 IPTO	22/316-42 (238.108.220.330)	X8	2,5	22/317-30 (182.111.200.130, 205.100.200.500)	X8	3,3
Farmer 102, 103, 104, 105, 106, 108 IPTO	22/316-42 (238.108.220.330)	X5	2,5	22/317-30 (182.111.200.130, 205.100.200.500)	X6	3,3
Farmer série 300 series IPTO	22/316-43 (178.100.220.510)	X8	2,5	22/317-42 (178.100.220.540)	X6	3,5
	22/316-24 (178.100.220.520) Sinusoïdal	X2				
Favorit 600, 610, 611, 612, 614, 615 IPTO	22/316-42 (238.108.220.330)	X9	2,5	22/317-30 (182.111.200.130, 205.100.200.500)	X9	3,3
	22/316-44 (138.105.220.250)	X10	2,0	22/317-30 (182.111.200.130, 205.100.200.500)	X10	3,3
Favorit 600, 610, 611, 612, 614, 615 LS/LSA IPTO	22/316-44 (138.105.220.250)	X12	2,0	22/317-30 (182.111.200.130, 205.100.200.500)	X12	3,3
	22/316-44 (138.105.220.250)	X10	2,0	22/317-30 (182.111.200.130, 205.100.200.500)	X11	3,3
	22/316-30 (178.100.200.010) Sinusoïdal	X2	2,0			
Favorit séries 800, 900 series PTO frontale / Front pto	22/316-43 (178.100.220.510)	X9	2,5	22/317-42 (178.100.220.540)	X8	3,5
	22/316-24 (178.100.220.520) Sinusoïdal	X2				
Prise de force avant / Front PTO						
Farmer séries 100, 200, 300 360GT, 365GT, 370GT, 380GT, 390GT, 395GT	22/316-42 (238.108.220.330)	X4	2,5	22/317-30 (182.111.200.130, 205.100.200.500)	X6	3,3
Favorit série 800 series PTO frontale	22/316-43 (178.100.220.510)	X7	2,5	22/317-42 (178.100.220.540)	X8	3,5
	22/316-24 (178.100.220.520) Sinusoïdal	X2				
Entrainement du pont avant/ Front axle driving						
Farmer 309, 311, 312	22/316-43 (178.100.220.510)	X5	2,5	22/317-42 (178.100.220.540)	X8	3,5

Les références des pièces sont indicatives.
Nos pièces ne sont pas d'origine

Part numbers are quoted for reference purposes only.
Our parts and accessories are not original.




"THE RELIABLE SERVICE"



FREINS A TAMBOUR
DRUM BRAKES

Freins à pied - Foot brakes



Tracteurs Tractors	1 Machoire Brake shoe		2 Jeu de garniture Lining set	3 Ressort Spring
Farmer 1 F220GT, F225GT, F230GT, F231GT	22/403-19 (F231.101.070.031, F231.101.070.041)	1A	22/404-13 (F231.101.070.081, F015.100.070.091) 50x290x6mm - 6 trous/ holes 22/404-14 (F231.101.070.091, F015.100.070.101) 50x288x5mm - 8 trous/ holes	
Farmer 2, 2E, 2D, 2DE, 2S			22/404-15 (F139.103.070.085) 50x173x4mm - 6 trous/ holes	
Farmer 2S, 3S Farmer 102, 103, 104, 105 S/LS Farmer 200, 201, 203, 204, 205 F255GT	22/403-15 (H138.110.150.053, H138.110.150.052)	1B	22/404-17 (138.110.150.171, 135.110.150.170) 60x190x5mm	22/408-3 (F135.112.150.020) 87mm
Farmer 240S, 250S, 260P, 270P, 275S, 280P Farmer 303, 304, 305, 306, 307, 308, 309, 310, 311 F345GT, F350GT, F360GT, F370GT, F380GT <i>Avant / Front</i>	22/403-16 (F192.101.070.030) <i>Gauche / LH</i> 22/403-17 (F192.101.070.040) <i>Droite / RH</i>	1C		22/408-4 (F178.101.070.130) 109mm 22/408-5 (F360.101.071.030) 107mm 22/408-6 (F360.101.071.040) 181mm
Farmer 240S, 250S, 260P, 270P, 275S, 280P Farmer 303, 304, 305, 307 F345GT, F360GT, F365GT, F380GT <i>Arrière/ Rear</i>	22/403-12 (246.100.150.220)	1D		22/408-7 (F158.100.150.050) 50mm
Favorit 611, 612, 614, 615	22/403-22 (F182.100.150.180) <i>La./ Width 60mm</i>	1E		22/408-8 F184.108.150.280 162mm
	22/403-23 (F180.100.150.281) <i>La./ Width 70mm</i>	1F		
	22/403-10 (F382.103.150.010) <i>La./ Width 80mm</i>	1G		


Les références des pièces sont indicatives.
Nos pièces ne sont pas d'origine

Part numbers are quoted for reference purposes only.
Our parts and accessories are not original.



FREINS A TAMBOUR
DRUM BRAKES

Freins à main - Hand brakes



Tracteurs Tractors	1 Machoire Brake shoe	2 Jeu de garniture Lining set	3 Ressort Spring
Farmer 1 F220GT, F225GT, F230GT, F231GT		22/404-20 (F025.100.070.402) 30x190mm	
Farmer 2, 4S, 5S		22/404-21 (139.103.070.090) 21x234mm	
Farmer 3S		22/404-16 (F140.100.030.030) 41x274mm	
Farmer 4S, 5S, 202, 103, 104, 105, 106, 108, 200		22/404-22 (138.105.031.110) 30x255mm	
Farmer séries 200, 300 series Favorit série 500 series F365GT, F380GT, F390GT, F395GT	22/403-18 (H205.100.150.010)	1A	22/408-3 (F135.112.150.020)
Farmer 306, 307, 308, 309, 310, 311, 312, Favorit série 500 series F365GT, F380GT, F390GT, F395GT	22/403-20 (H199.100.150.100)	1B	
Favorit 611, 612, 614, 615	22/403-11 (F382.103.150.030) La./ Width 30mm	1C	
	22/403-21 (F150.103.030.042) La./ Width 40mm		

Bandes de freins - Brake bands

Tracteurs Tractors	Gauche LH	Droite RH
Farmer 2, 2E, 2D, 2DE, 2S	22/324-13 (G139.103.070.010)	22/324-15 (G139.103.070.020)
Farmer 2S, 3S Farmer 102, 103, 104, 105, 106, 108 Farmer 200, 201, 203, 204, 205 F255GT, F275GT	22/324-14 (H275.100.030.122)	22/324-16 (H275.100.030.132)





Les références des pièces sont indicatives.
Nos pièces ne sont pas d'origine

Part numbers are quoted for reference purposes only.
Our parts and accessories are not original.



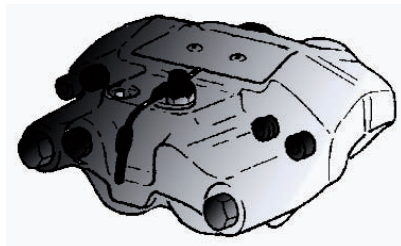
**FREINS A DISQUE
DISK BRAKES**



Tracteurs Tractors	1 Mécanisme Actuator assy.	2 Ressort Spring	3 Disque friction Friction disc	4 Jeu de garniture Lining kit
Freins à pied - Foot brakes				
Farmer 4S, 5S Farmer 102, 103, 104, 105, 106, 108 Farmer séries 300, 500 series F370GT, F380GT, F390GT, F395GT	22/417-34 (E178.100.150.019) 40Km/h Ep. / Thikn. 57mm	22/419-47 (F178.100.150.070)	22/420-47 (F178.100.150.100, F178.100.150.090, F514.100.150.010) 40Km/h Collé / Pasted	
	22/417-33 (F278.110.150.020) 30Km/h Ep. / Thikn. 33mm		22/420-49 (F178.100.150.100, F178.100.150.090, F514.100.150.010) 30Km/h Riveté / Riveted	22/421-49
	Xylon 520, 522, 524		22/420-47 (F514.100.150.010)	
Freins à main - Hand brakes				
F231GT, F250GT	22/417-48 (F231.101.030.030)		22/420-48 (H231.103.030.020)	22/421-48 Pare-poussière Dust cover 22/424-48 (F231.101.030.010)

ETRIER DE FREIN / BRAKE STIRRUP

22/7800-1
(G178.114.070.120)




303, 304, 305, 306, 307, 308, 309

Les références des pièces sont indicatives.
Nos pièces ne sont pas d'origine


Part numbers are quoted for reference purposes only.
Our parts and accessories are not original.



FREINS A DISQUE
DISK BRAKES



Tracteurs <i>Tractors</i>	1 Plaquette <i>Pad</i>	2 Disque <i>Disc</i>
<i>Freins sur arbre de transmission / Transmission shaft brakes</i>		
Farmer 250S, 260P/S, 270P, 275S, 280P/S		22/420-50 (246.105.070.010)
Farmer séries 200, 300 series Favorit série 500 series F365GT, F370GT, F380GT, F390GT, F395GT Xylon 520, 522, 524	22/412-7 (F198.104.072.010, F198.104.072.011) 90x15x70mm	22/420-51 (119.102.070.050, 198.104.072.012) 31mm
		22/420-52 (158.114.070.011, 117.103.070.050) 22mm
Favorit 611, 612, 614, 615 Relevage mécanique <i>Mechanical lift</i>	22/412-8 (1A) (F284.100.080.130) 78x15x66mm	
	22/412-20 (1B) (F284.100.070.130) 78x15x66mm	
Favorit 611, 612, 614, 615 Relevage électronique <i>Electronic lift</i>	22/412-19 (1C) (F385.100.070.030) 98x15x68mm	
	22/412-6 (1D) (F385.103.070.010) 98x15x68mm	
Xylon 520, 522, 524	22/412-7 (F198.104.072.010) 90x15x70mm	




Tracteurs <i>Tractors</i>	1 Cheville de plaquette <i>Pad pin</i>	2 Goupille <i>Pin</i>
<i>Freins sur arbre de transmission / Transmission shaft brakes</i>		
Favorit 611, 612, 614, 615 Relevage électronique <i>Electronic lift</i>	22/6700-1 (F385.100.070.020)	22/6701-1 (F284.100.070.160)

Les références des pièces sont indicatives.
Nos pièces ne sont pas d'origine

Part numbers are quoted for reference purposes only.
Our parts and accessories are not original.



**MAITRES CYLINDRES & CYLINDRES RECEPTEURS DE FREIN
MASTER & SLAVE BRAKE CYLINDERS**





Tracteurs Tractors	Maître cylindre Master cylinder	Fig.	Jeu de réparation Repair kit	Cylindre récepteur Slave cylinder	Fig.	Jeu de réparation Repair kit
Farmer 105, 106, 108 F275GT	22/410-32 (X800.120.510.000)	1	22/411-32 (X800.120.510.010)	22/413-32 (X800.120.550.000)	10	22/414-22 (X800.120.520.030)
Farmer 240S, 250S, 260P/S, 270P, 275S, 280P, 303, 304, 305, 307	22/410-50 (G152.109.070.110)	2	22/411-50 (F158.100.070.010)	22/413-51 (G158.100.150.020)	11	22/414-52 (F158.100.150.120)
Farmer 260S, 275S, 280S				22/413-60 (G246.100.150.010)	12	
Farmer 240S, 250S, 260P/S, 270P, 275S, 280P, 303, 304, 305, 306, 307, 308, 309, 310 F345GT, F350GT, F360GT, F370GT Freins sur 4 roues ou sur arbre de transmission Brakes on 4 wheels or on transmission shaft	22/410-51 (G178.109.070.110)	3	22/411-51 (F178.100.070.120) Girling 19mm Jaune / Yellow	22/413-52 (F178.101.070.070) Avt droit - Front RH 1"1/8	13	22/414-53 (F178.101.070.080) Gauche + droit LH + RH 1"1/8
				22/413-53 (F178.101.070.060) Avt gauche - Front LH 1"1/8	14	
				22/413-54 (F192.101.070.060) Avt droit - Front RH 1"1/4	15	22/414-54 (F192.101.070.070) Gauche + droit LH + RH 1"1/4
				22/413-55 (F192.101.070.050) Avt gauche - Front LH 1"1/4	16	
Farmer 306, 307, 308, 309, 310, 311, 312 F370GT, F380GT, F390GT, F395GT 4RM / 4WD	22/410-31 (G395.100.070.100)	4	22/411-29 (F178.107.070.130) Girling 22mm Brun / Brown	22/413-56 (G524.100.070.050, G198.104.070.350, G197.104.070.150)	17	22/414-23 (F198.104.070.080)
Farmer 310, 311 F380GT				22/413-57 (G380.132.070.250)	18	22/414-56 (F380.132.070.010)
Farmer série 500 series Xylon 520, 522, 524	22/410-52 (G312.100.070.050)	5	22/411-24 (F198.104.070.070)	22/413-56 (G524.100.070.050)	17	22/414-23 (F198.104.070.080)
F345GT, F350GT, F360GT	22/410-53 (G365.101.071.100)	6	22/411-53 (F365.101.071.010)			
Favorit série 600 series	22/410-54 (F281.100.070.030)	7				
Favorit 610, 611, 612, 614, 615	22/410-42 (F281.104.070.010)	8		22/413-58 (F184.108.150.140)	19	22/414-57 (F284.100.070.140)
Favorit séries 700, 800, 900 series Xylon 520, 522, 524	22/410-55 (G822.100.070.030)	9	22/411-55 (F822.100.070.070)			

Les références des pièces sont indicatives.
Nos pièces ne sont pas d'origine









Part numbers are quoted for reference purposes only.
Our parts and accessories are not original.



RESERVOIRS A LIQUIDE DE FREIN
BRAKE OIL TANKS

Tracteurs <i>Tractors</i>	Réf. <i>Ref.</i>	O0.EM <i>OEM</i>	Fig. <i>Fig.</i>
Farmer série 300 <i>series</i> Favorit série 500 <i>series</i>	22/6702-1	G312.100.070.060	
Farmer série 300 <i>series</i> Favorit série 500 <i>series</i> Série GT <i>series</i> Xylon 520, 522, 524	22/6702-2	F281.100.070.020	

CIRCUITS D'ASSERVISSEMENT PNEUMATIQUE
PNEUMATIC BRAKES

Tracteurs <i>Tractors</i>	Réf. <i>Ref.</i>	Description	Fig. <i>Fig.</i>
Farmer séries 200, 300 <i>series</i> Favorit série 600 <i>series</i> F231GT	22/444-1 (H186.884.020.021)	Tuyau sortie compresseur <i>Compressor outlet pipe</i>	
Farmer séries 200, 300 <i>series</i> Favorit série 600 <i>series</i> Série GT <i>series</i>	22/6703-1 (F186.880.020.040)	Valve régulatrice <i>Regulating valve</i>	
	22/6703-2 (F186.880.020.010)	Valve frein à main <i>Handbrake valve</i>	
Farmer séries 200, 300 <i>series</i> Favorit séries 500,600, 700, 800, 900 <i>series</i> Série GT <i>series</i> Xylon 520, 522, 524	22/6703-3 (F385.880.020.060)	Valve frein de remorque <i>Trailer brake valve</i>	
	22/6704-1 (F250.882.020.130)	Kit réparation valve frein de remorque <i>Trailer brake valve repair kit</i>	
	22/6705-1 (X820.215.001.000)	Pompe anti-gel <i>Antifreeze pump</i>	
	22/6706-1 (X820.215.001.010)	Kit réparation pompe anti-gel <i>Antifreeze pump repair kit</i>	
Favorit 611, 612, 614, 615	22/6703-4 (G385.880.060.020)	Valve de commande prise de force <i>PTO driving valve</i>	


Les références des pièces sont indicatives.
Nos pièces ne sont pas d'origine

Part numbers are quoted for reference purposes only.
Our parts and accessories are not original.



GOUJONS ET ECROUS DE ROUE
WHEEL BOLTS AND NUTS

Réf. Ref.	OEM OEM	Ø1	Ø2	Filet. Thread	L1	L2	L3
22/440-46	F184.300.020.080	31	22.8	M18	8	25	65
22/440-47	F228.100.150.100	34	22.8	M20	6	22	58
22/440-48	F281.102.150.090	32	22.8	M20	7	27	65
22/440-49	F285.100.150.230	33	22.8	M22	6	30	70
22/440-50	385.300.020.860	32 (A)	23.1	M20	8	32	73
22/440-51	F198.300.020.271	32	22.8	M18	8	32	72
22/440-52	822.100.150.101	32 (A)	23.1	M22	13	32	90
22/440-53	199.100.150.270	34	22.8	M22	8	29	70



(A) Avec meplat / With flat part



Réf. Ref.	OEM OEM	Ø	Filet. Thread	Ht.
22/441-40	X435.510.541.100	29	M18	18
22/441-41	X435.511.130.000	34	M20	20
22/441-42	X435.511.730.000	36	M22	23
22/441-43	X435.611.801.000	45	M22	26

Réf. Ref.	OEM OEM	Ø
22/441-44	X524.608.047.000	20
22/441-45	X524.608.647.000	22



Farmer 2, Fix 2...


Réf. Ref.	OEM OEM	Fig.	Lg.
22/440-54	138.304.021.060	1	140
22/441-47	138.304.021.050	2	
22/441-48	138.304.021.070	3	



Les références des pièces sont indicatives.
Nos pièces ne sont pas d'origine

Part numbers are quoted for reference purposes only.
Our parts and accessories are not original.



PIECES D'AVANT-TRAIN
FRONT AXLE PARTS


	1	2	3	4
Tracteurs Tractors	Jeu de réparation Repair kit	Bague Oil seal	Roulement int. Inn. bearing	Roulement ext. Ext. bearing
Anciens modèles Old models			22/462-55 35x72	22/463-55 25x62
Farmer 2, 3S, 4S, 5S Farmer 102, 103, 104, 105, 106, 107, 108	22/460-50	22/461-50 (H165.300.062.060) 46x76x5	22/462-56 (X623.138.820.000) 41x73	22/463-56 (X623.168.230.000) 32x59
Farmer 102, 103(⇒1977)	22/460-51	22/461-54 (X550.110.410.000) 50x72x10	22/462-57 (X623.152.030.000) 38x72	22/463-55 (X619.051.541.001) 25x62
Farmer série 100 series (1978 ⇒ 1982) F255GT, F275GT	22/460-52	22/461-48 (H275.300.060.040) 56x86x5	22/462-58 (X623.185.050.000) 45x73	22/463-57 (X623.165.410.000) 35x65
Farmer série 100 series (Certains) Farmer 304, 305, 306	22/460-53	22/461-55 (X558.028.300.000) 55x78x10	22/462-56 (X623.138.820.000) 41x73	
Farmer 200S/V, 201S, 203V, 204S	22/460-54	22/461-56 (X550.109.003.000) 50x65x10	22/463-57 (X623.165.410.000) 35x65	22/463-56 (X623.168.230.000) 32x59
Farmer 306, 307, 308, 309, 310, 311	22/460-55	22/461-49 (X558.028.100.000) 68x92x10	22/462-58 (X623.185.050.000) 45x73	22/463-57 (X623.165.410.000) 35x65
Favorit série 600 series	22/460-56	22/461-48 (H275.300.060.040) 56x86x5	22/462-59 (X623.185.030.000) 50x82	
	22/460-57	22/461-48 (H275.300.060.040) 56x86x5	22/462-58 (X623.185.050.000) 45x73	

Les références des pièces sont indicatives.
Nos pièces ne sont pas d'origine

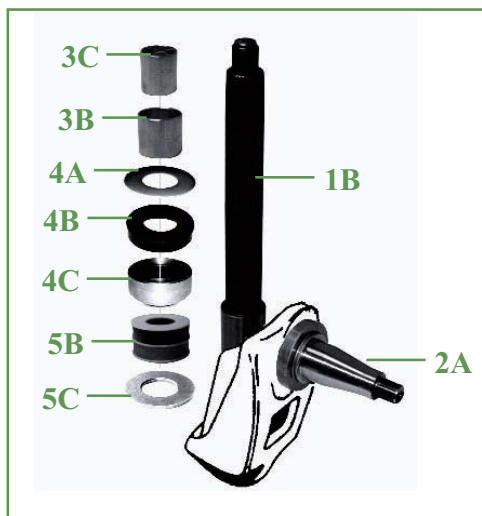
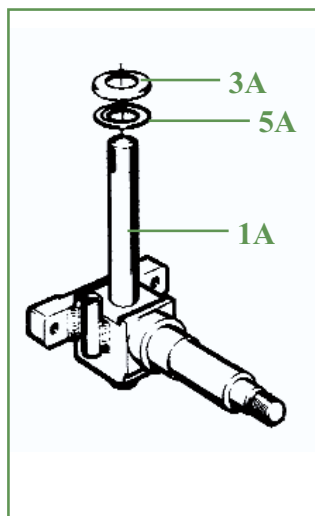
Part numbers are quoted for reference purposes only.
Our parts and accessories are not original.



"THE RELIABLE SERVICE"



PIECES D'AVANT-TRAIN
FRONT AXLE PARTS



	1	2	3	4	5
Tracteurs Tractors	Pivot Swivel	Extrémité à souder Weld on end	Bague Oil seal	Joint Oil seal	Butée Bearing
Farmer 1Z, 2 2D, 2E, 2S Farmer 102S, 103S, 200V, 201S F231GT, F250GT	22/470-92 (1A) Ø35 259mm		22/477-54 (3A) (139.300.020.020) Ø35-42-L45		22/479-42 (5A) (139.300.030.010)
Farmer 3S, 4S, 5S, 103S, 104S, 106S, 108S, 600LS, 610LS, 611LS, 612LS, F255GT, F275GT	22/470-93 (1B) Ø36-45 344mm	22/470-94 (2A) Ø32-41	22/477-55 (3B) (165.300.060.220) Ø40-45-L44 + 22/477-56 (3C) (165.300.060.260) Ø36-40-L45	22/476-18 (4A) (165.300.062.010) + 22/476-19 (4B) (165.300.060.040) + 22/479-49 (4C) (165.300.060.251)	22/479-50 (5B) (165.300.062.031) + 22/479-51 (5C) (165.300.060.080)
Farmer série 300 series F275GT	22/470-95 (1C) Ø45 343mm	22/470-96 (2A) Ø35-50	22/477-57 (3D) (360.303.060.070) Ø45-50-L32 + 22/477-58 (3E) (360.303.060.080) Ø80-85-L50	22/476-20 (4D) (X540.419.601.000) + 22/476-21 (4E) (178.300.060.090)	22/479-52 (5D) (X622.940.000.000) Ø45-72-L18 + 22/477-59 (5E) (178.300.060.010) Ø45-80-L76

KIT DE RECONDITIONNEMENT DU FILETAGE DES FUSEES DE ROUES AVANT
FRONT SPINDLE THREAD REPAIR KIT



- 70/457-10 Filetage / Thread M22 x 1.5
- 70/457-9 Filetage / Thread M24 x 1.5

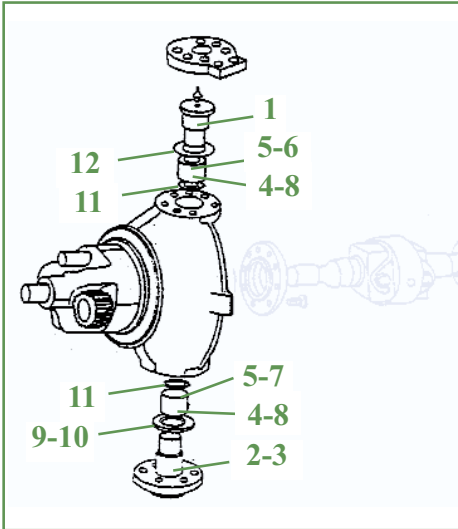
L'écrou cône intérieur se visse sur le filetage usé et est serré par l'écrou extérieur.
The inner cone nut is screwed on the worn thread and is locked by the outer nut.

Les références des pièces sont indicatives.
Nos pièces ne sont pas d'origine

Part numbers are quoted for reference purposes only.
Our parts and accessories are not original.



**PONT AVANT 4RM
FRONT AXLE 4WD**



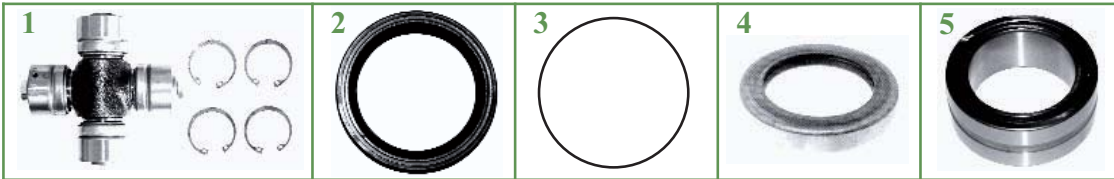
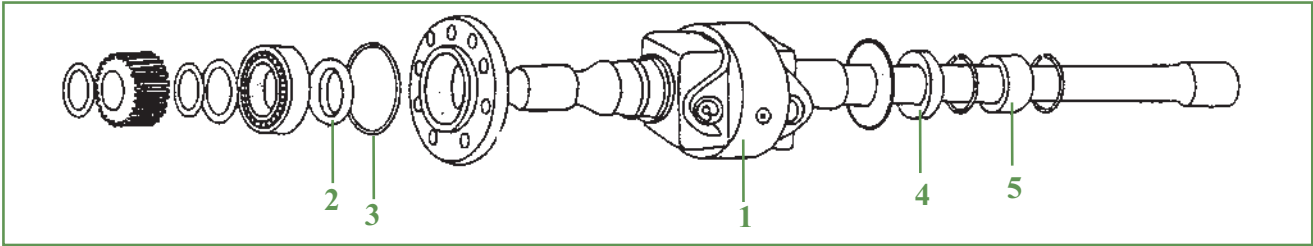
Tracteurs Tractors	Fig.	Réf. Ref.	OEM	Description
Farmer 4SA, 5SA Farmer 105SA, 106SA, 108SA (Essieu / axle 6999)	1	22/6450-39	F268.302.020.110	Pivot supérieur / Upper pivot pin - Ø35x47
	2	22/6450-43	F268.302.020.120	Pivot inférieur / Lower pivot pin - Ø35x47
	4	22/6462-40	F268.302.020.731	Bague de pivot / Pivot pin oil seal
	5	22/6451-49	X629.663.100.000	Roulement de pivot / Pivot pin bearing
	9	22/6425-48	F268.302.020.050	Disque / Seal
	10	22/6425-49	X605.141.300.000	Disque / Seal
	11	22/6452-49	F268.302.020.040	Obturateur / Cap
		22/6452-50	F206.302.020.740	Obturateur / Cap
	12	22/6453-40	F268.302.020.080	Cale 0.15mm / Thrust seal 0.15mm
		22/6453-41	F268.302.020.081	Cale 0.50mm / Thrust seal 0.50mm
Farmer 5SA Farmer 105SA (268/11763 ⇨) Farmer 106SA (278/4967 ⇨)	1	22/6450-39	F268.302.020.110	Pivot supérieur / Upper pivot pin - Ø35x47
	3	22/6450-42	F281.301.020.050	Pivot inférieur / Lower pivot pin - Ø30x45x47
	6	22/6451-49	X629.663.100.000	Roulement de pivot sup. / Upper pivot pin bearing
	7	22/6451-50	X630.261.800.000	Roulement de pivot inf. / Lower pivot pin bearing
	8	22/6425-50	F281.301.020.080	Bague de pivot / Pivot pin oil seal
	11	22/6452-51	F281.301.020.090	Obturateur / Cap
	12	22/6453-40	F268.302.020.080	Cale 0.15mm / Thrust seal 0.15mm
		22/6453-41	F268.302.020.081	Cale 0.50mm / Thrust seal 0.50mm

Les références des pièces sont indicatives.
Nos pièces ne sont pas d'origine

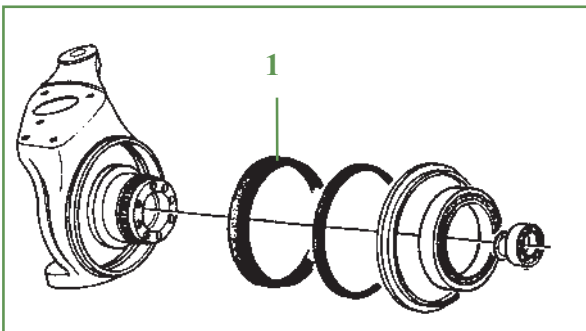
Part numbers are quoted for reference purposes only.
Our parts and accessories are not original.



PONT AVANT 4RM
FRONT AXLE 4WD



Tracteurs Tractors	Fig.	Réf. Ref.	OEM	Description
Farmer 5SA	1	22/6403-84	F150.301.020.750	Croisillon / U-joint
	2	22/6407-50	X550.108.904.000	Bague d'étanchéité / Oil seal
Farmer 102SA, 103SA, 104SA, 105SA, 106SA, 108SA	3	22/6452-52	X548.957.566.000	O-ring
	4	22/6407-51	X550.081.902.000	Bague d'étanchéité / Oil seal
	5	22/6451-58	X629.664.000.000	Roulement / Bearing



Tracteurs Tractors	Fig.	Réf. Ref.	OEM	Description
Farmer 250S/V, 260P/S/V, 270P/V, 275S/V, 280P/S/V	1	22/6407-52	H524.300.020.100	Bague d'étanchéité / Oil seal Ø150mm

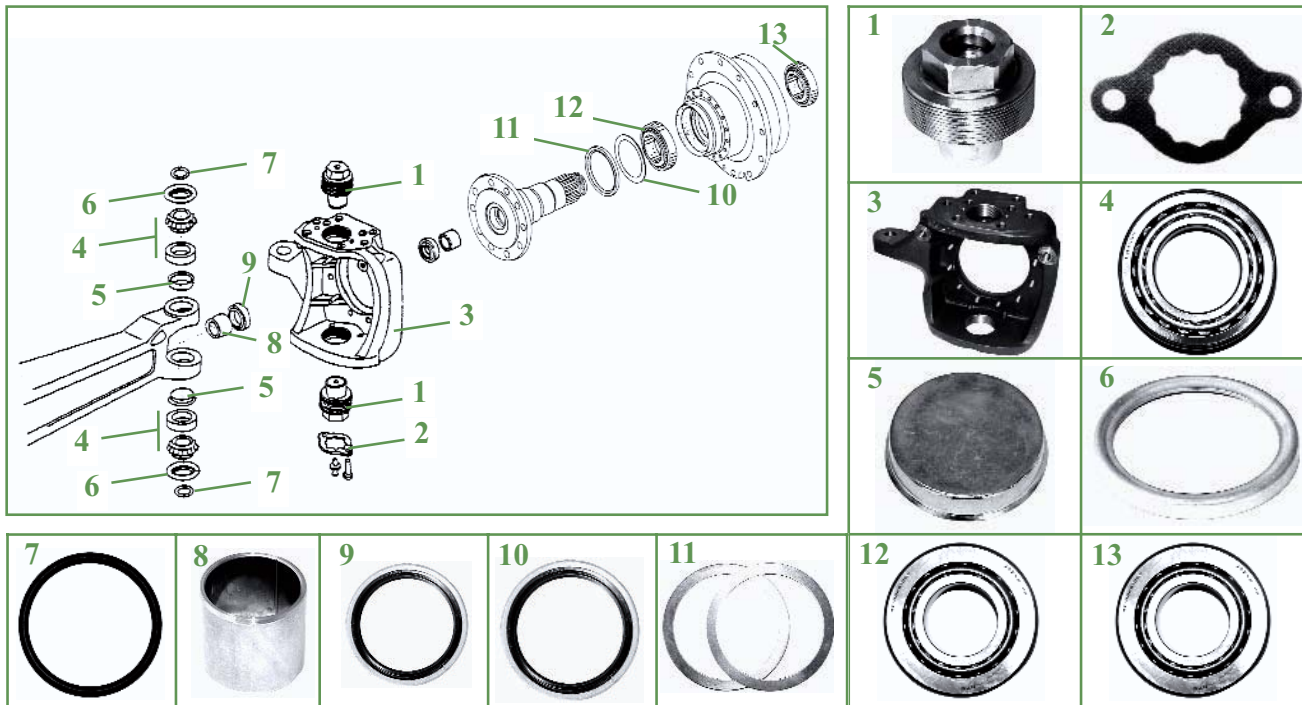
Les références des pièces sont indicatives.
Nos pièces ne sont pas d'origine

Part numbers are quoted for reference purposes only.
Our parts and accessories are not original.



PONT AVANT 4RM
FRONT AXLE 4WD

APL 1251



Tracteurs Tractors	Fig.	Réf. Ref.	OEM	Description
Farmer séries 100, 300 series APL1251	1	22/6450-38	F138.314.020.450	Pivot / Pivot pin Ø 25.4x50 - M50x1
	2	22/6453-76	F138.314.020.490	Tôle de sureté/ Seal
	3	22/6400-15	F174.300.020.130	Carter droit / RH housing
		22/6400-16	F174.300.020.140	Carter gauche / LH housing
	4	22/6451-51	F198.300.020.481	Roulement de pivot / Pivot pin bearing
	5	22/6452-26	F138.314.020.480	Obtuteur / Cap Ø40mm
	6	22/6452-25	F138.314.020.460	Protecteur / Ring Ø56mm
	7	22/6452-27	F138.314.020.470	O-ring 42.4x3.3mm
	8	22/6462-21	F138.314.020.311	Bague / Oil seal 28x32-L 30mm
	9	22/6407-41	F138.314.020.672	Bague d'étanchéité / Oil seal Ø28x45mm
	10	22/6408-53	X554.047.102.000, X550.145.701.000	Bague d'étanchéité / Oil seal
	11	22/6417-6	F138.314.020.530	Bague / Oil seal
	12	22/6451-54	X623.087.500.000+ X623.087.400.000	Roulement intérieur / Inner bearing
13	22/6451-57	X623.086.400.000+ X623.086.300.000	Roulement extérieur / Outer bearing	

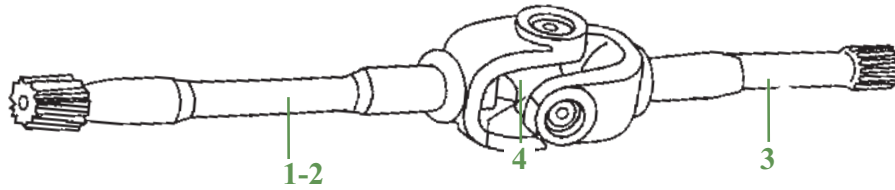
Les références des pièces sont indicatives.
Nos pièces ne sont pas d'origine

Part numbers are quoted for reference purposes only.
Our parts and accessories are not original.



PONT AVANT 4RM
FRONT AXLE 4WD

APL 1251 Articulation simple / Single shift



1



4



2




3



Tracteurs Tractors	Fig.	Réf. Ref.	OEM	Description
Farmer séries 100, 300 series APL1251	1	22/6405-41	F138.314.020.400	Demi-arbre droit / RH half shaft
	2	22/6405-42	F138.314.020.370	Demi-arbre gauche / LH half shaft
	3	22/6405-43	F138.314.020.360	Fourche gauche et droit / RH and LH half shaft
	4	22/6403-85	F138.314.020.381	Croisillon / U-joint

APL 1251 Articulation double / Double shift



1



2



3



4



5



Tracteurs Tractors	Fig.	Réf. Ref.	OEM	Description
Farmer séries 100, 300 series APL1251	1	22/6405-44	F258.312.020.100	Demi-arbre droit / RH half shaft
	2	22/6405-45	F258.312.020.090	Demi-arbre gauche / LH half shaft
	3	22/6405-46	F258.312.020.080	Fourche gauche et droit / RH and LH half shaft
	4	22/6403-86	F258.312.020.070	Croisillon / U-joint
	5	22/6404-4	F258.312.020.110	Pièce intermédiaire / Double shift fork


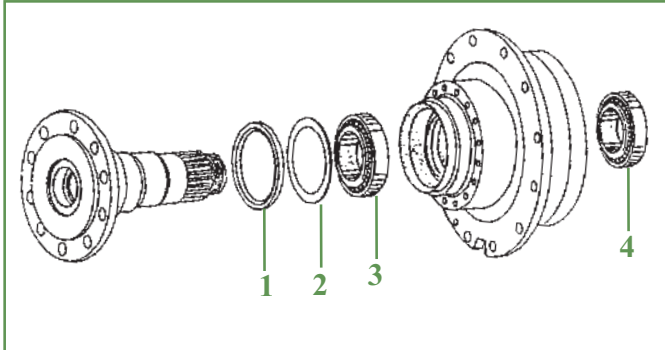
Les références des pièces sont indicatives.
Nos pièces ne sont pas d'origine

Part numbers are quoted for reference purposes only.
Our parts and accessories are not original.

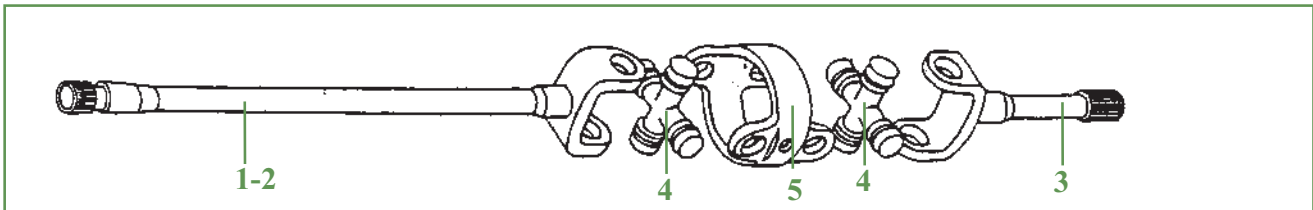


PONT AVANT 4RM
FRONT AXLE 4WD

APL 1351



Tracteurs Tractors	Fig.	Réf. Ref.	OEM	Description
Farmer 303	1	22/6408-53	X550.145.701.000	Bague d'étanchéité / Oil seal
Farmer 304 (⇒ 3500)	2	22/6417-6	F138.314.020.530	Bague de protection / Ring
Farmer 305 (⇒ 7500)	3	22/6451-59	F174.300.020.180	Roulement intérieur / Inner bearing
Farmer 306 (⇒ 11500)	4	22/6451-60	X623.085.600.000+ X623.085.500.000	Roulement extérieur / Outer bearing
APL1351				



Tracteurs Tractors	Fig.	Réf. Ref.	OEM	Description
Farmer 303	1	22/6405-47	F174.300.020.100	Demi-arbre droit / RH half shaft
Farmer 304 (⇒ 3500)	2	22/6405-48	F174.300.020.120	Demi-arbre gauche / LH half shaft
Farmer 305 (⇒ 7500)	3	22/6405-46	F258.312.020.080	Fourche gauche et droit / RH and LH half shaft
Farmer 306 (⇒ 11500)	4	22/6403-86	F258.312.020.070	Croisillon / U-joint
APL1351	5	22/6404-4	F258.312.020.110	Pièce intermédiaire / Double shift fork

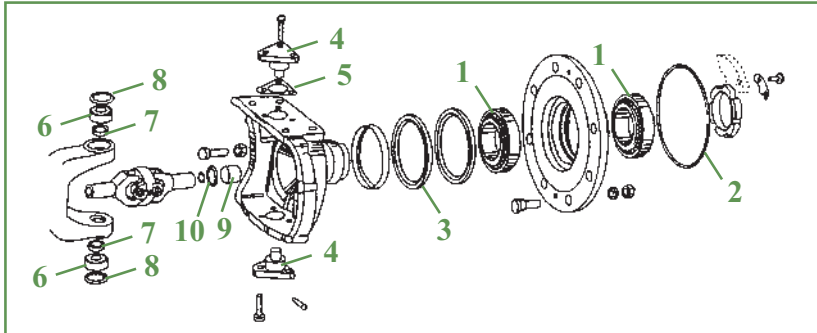
Les références des pièces sont indicatives.
Nos pièces ne sont pas d'origine

Part numbers are quoted for reference purposes only.
Our parts and accessories are not original.



PONT AVANT 4RM
FRONT AXLE 4WD

APL 335



Tracteurs Tractors	Fig.	Réf. Ref.	OEM	Description	
Farmer 303LSA, 304LSA, 305LSA, 306LSA, 307LSA, 308LSA APL335	1	22/6410-40	F168.302.020.380	Roulement de moyeu / Bearing	
	2	22/6452-57	F380.303.020.560	O-ring	
	3	22/6407-54	F199.300.020.261	Bague d'étanchéité / Oil seal	
	4	22/6450-57	F380.308.020.090	Pivot / Pivot pin	
	5	22/6453-91	F380.308.020.070		Cale de réglage / Ring 0.2mm
		22/6453-92	F380.308.020.071		Cale de réglage / Ring 0.3mm
		22/6453-93	F380.308.020.073		Cale de réglage / Ring 0.6mm
		22/6453-94	F380.308.020.074		Cale de réglage / Ring 0.8mm
		22/6453-95	F380.308.020.080		Cale de réglage / Ring 1.0mm
		22/6453-96	F380.308.020.082		Cale de réglage / Ring 1.6mm
	22/6453-97	F380.308.020.084		Cale de réglage / Ring 2.0mm	
	6	22/6451-79	F168.302.020.320		Roulement de pivot / Pivot pin bearing
	7	22/6452-60	F380.308.020.050		Obturateur / Cap
	8	22/6407-97	F380.308.020.060		O-ring
9	22/6462-41	F198.300.020.450		Bague / Oil seal	
10	22/6407-88	F199.300.020.080		Bague d'étanchéité / Oil seal	

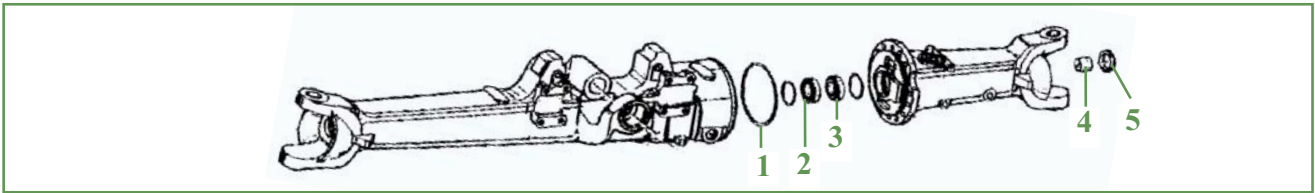
Les références des pièces sont indicatives.
Nos pièces ne sont pas d'origine

Part numbers are quoted for reference purposes only.
Our parts and accessories are not original.



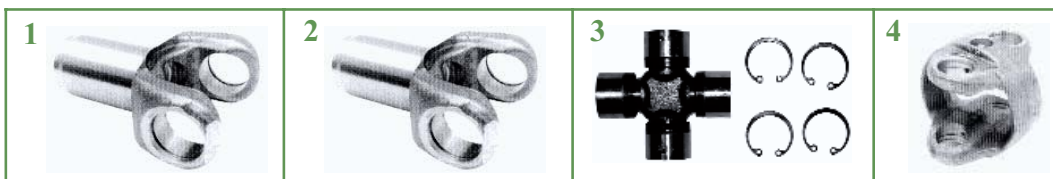
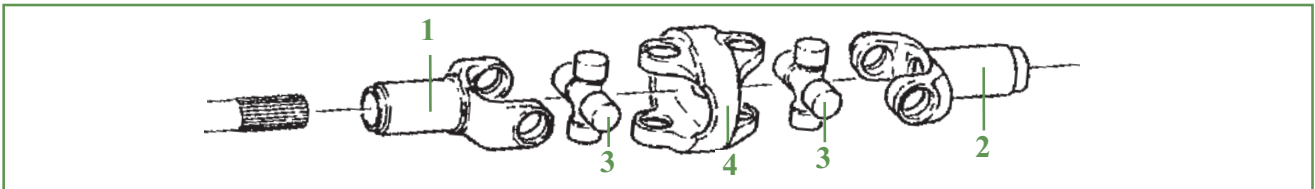
PONT AVANT 4RM
FRONT AXLE 4WD

APL 335



Tracteurs Tractors	Fig.	Réf. Ref.	OEM	Description
Farmer 303LSA, 304LSA, 305LSA, 306LSA, 307LSA, 308LSA APL335	1	22/6409-8	F380.303.020.380	O-ring / O-ring
	2	22/6412-10	F168.302.020.240	Roulement / Bearing
	3	22/6412-8	F168.302.020.270	Roulement / Bearing
	4	22/6462-45	F198.300.020.310	Bague / Seal
	5	22/6407-88	F199.300.020.080	Bague d'étanchéité / Oil seal

APL 335 Articulation double / Double shift



Tracteurs Tractors	Fig.	Réf. Ref.	OEM	Description
Farmer 303LSA, 304LSA, 305LSA, 306LSA, 307LSA, 308LSA APL335	1	22/6405-61	F168.302.020.510	Demi-arbre droit / RH half shaft
	2	22/6405-62	F168.302.020.500	Fourche gauche et droit / RH and LH half shaft
	3	22/6403-94	F168.302.020.490	Croisillon / U-joint
	4	22/6404-9	F168.302.020.480	Pièce intermédiaire / Double shift fork

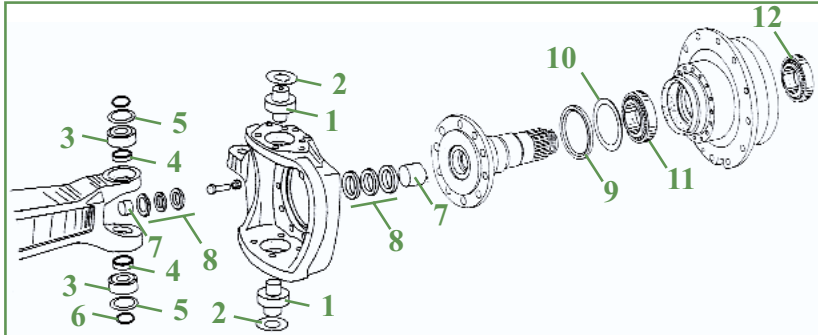
Les références des pièces sont indicatives.
Nos pièces ne sont pas d'origine

Part numbers are quoted for reference purposes only.
Our parts and accessories are not original.



PONT AVANT 4RM
FRONT AXLE 4WD

APL 1552



Tracteurs Tractors	Fig.	Réf. Ref.	OEM	Description
Farmer 308LSA (⇒178/9000) 309LSA (⇒186/8000)	1	22/6450-41	F178.302.020.300	Pivot / Pivot pin Ø25.4-49-30
		22/6453-42	F178.302.020.312	Cale de réglage / Ring 2.60mm
		22/6453-43	F178.302.020.313	Cale de réglage / Ring 2.70mm
		22/6453-44	F178.302.020.315	Cale de réglage / Ring 2.80mm
		22/6453-45	F178.302.020.317	Cale de réglage / Ring 2.90mm
		22/6453-46	F178.302.020.318	Cale de réglage / Ring 2.95mm
		22/6453-47	F178.302.020.319	Cale de réglage / Ring 3.00mm
		22/6453-48	F178.302.020.320	Cale de réglage / Ring 3.05mm
		22/6453-49	F178.302.020.321	Cale de réglage / Ring 3.10mm
		22/6453-50	F178.302.020.322	Cale de réglage / Ring 3.15mm
		22/6453-51	F178.302.020.323	Cale de réglage / Ring 3.20mm
		22/6453-52	F178.302.020.324	Cale de réglage / Ring 3.30mm
	3	22/6451-51	F198.300.020.481	Roulement de pivot / Pivot pin bearing
	4	22/6452-26	F138.314.020.480	Obtuteur / Cap Ø40mm
5	22/6452-25	F138.314.020.460	Bague / Ring Ø56mm	
6	22/6452-27	F138.314.020.470	O-ring 42.4x3.3	
7	22/6462-22	F178.302.020.210	Bague de demi-arbre / Half shaft oil seal Ø36x40-Lg32	
8	22/6407-42	F178.302.020.361	Bague d'étanchéité / Oil seal Ø36x52	
9	22/6407-53	X550.159.901.000	Bague d'étanchéité / Oil seal	
10	22/6417-7	F178.302.020.380	Cale de réglage / Ring	
11	22/6451-63	X623.043.500.000+ X623.043.800.000	Roulement intérieur / Inner bearing	
12	22/6451-64	X619.093.500.000	Roulement extérieur / Outer bearing	

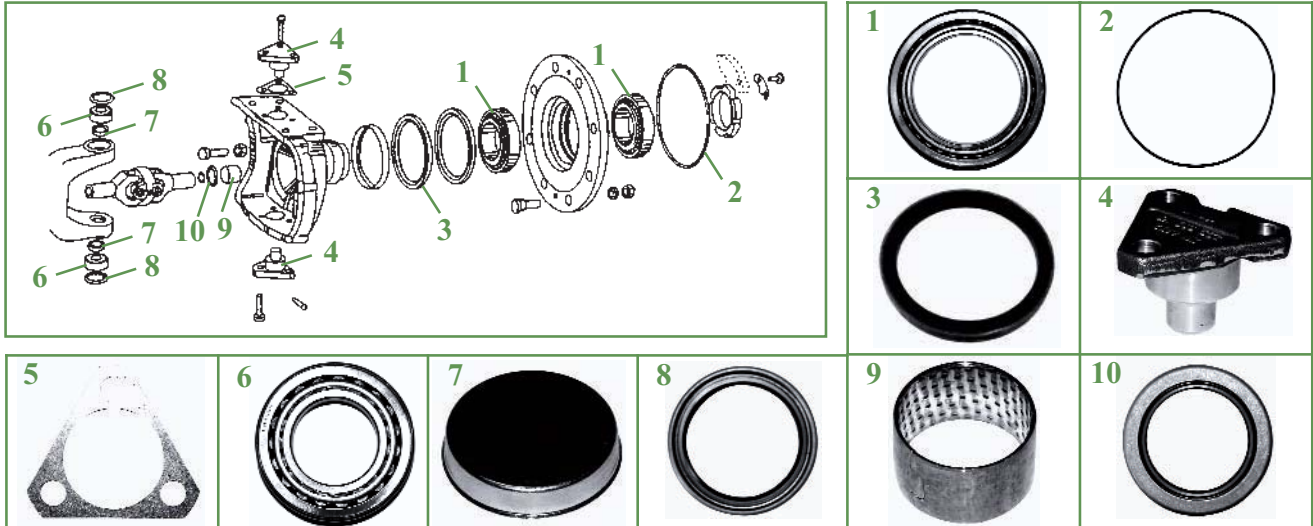
Les références des pièces sont indicatives.
Nos pièces ne sont pas d'origine

Part numbers are quoted for reference purposes only.
Our parts and accessories are not original.



PONT AVANT 4RM
FRONT AXLE 4WD

APL 345



Tracteurs Tractors	Fig.	Réf. Ref.	OEM	Description
Farmer 309LSA (186/8000 ⇒) 310LSA (⇒ 195/5000) F380GT (⇒ 380/1339) APL345	1	22/6410-38	F510.300.020.450 F198.300.020.530	Roulement de moyeu / <i>Bearing</i>
	2	22/6452-53	X549.032.201.000	O-ring
	3	22/6407-54	F199.300.020.261	Bague d'étanchéité / <i>Oil seal</i>
	4	22/6450-50	F198.300.020.440	Pivot / <i>Pivot pin</i>
	5	22/6453-53	F198.300.020.426	Cale de réglage / <i>Ring 0.4mm</i>
		22/6453-54	F198.300.020.420	Cale de réglage / <i>Ring 0.6mm</i>
		22/6453-55	F198.300.020.427	Cale de réglage / <i>Ring 0.8mm</i>
		22/6453-56	F198.300.020.421	Cale de réglage / <i>Ring 1.0mm</i>
		22/6453-57	F198.300.020.422	Cale de réglage / <i>Ring 1.4mm</i>
		22/6453-58	F198.300.020.424	Cale de réglage / <i>Ring 1.8mm</i>
	22/6453-59	F198.300.020.425	Cale de réglage / <i>Ring 2.0mm</i>	
	6	22/6451-51	F198.300.020.481	Roulement de pivot / <i>Pivot pin bearing</i>
	7	22/6452-54	F198.300.020.390	Obturateur / <i>Cap</i>
	8	22/6407-55	F198.300.020.460	Bague d'étanchéité / <i>Oil seal</i>
	9	22/6462-41	F198.300.020.450	Bague / <i>Oil seal</i>
10	22/6407-56	F198.300.020.320	Bague d'étanchéité / <i>Oil seal</i>	

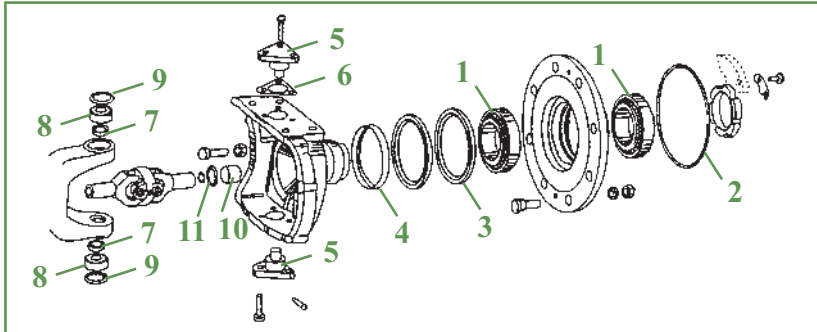
Les références des pièces sont indicatives.
Nos pièces ne sont pas d'origine

Part numbers are quoted for reference purposes only.
Our parts and accessories are not original.



PONT AVANT 4RM
FRONT AXLE 4WD

APL 700



Tracteurs Tractors	Fig.	Réf. Ref.	OEM	Description
Farmer 309LSA, 310LSA, 311LSA, 312LSA F380GT, F390GT APL700	1	22/6410-38	F198.300.020.530	Roulement de moyeu / Bearing
	2	22/6452-53	X549.032.201.000	O-ring
	3	22/6407-54	F199.300.020.261	Bague d'étanchéité / Oil seal
	4	22/6407-80	F198.300.020.500	Bague d'étanchéité / Oil seal
	5	22/6450-52	F198.303.020.130	Pivot / Pivot pin
	6	22/6453-77	F198.303.020.120	Cale de réglage / Ring 0.2mm
		22/6453-78	F198.303.020.121	Cale de réglage / Ring 0.3mm
		22/6453-79	F198.303.020.122	Cale de réglage / Ring 0.4mm
		22/6453-80	F198.303.020.123	Cale de réglage / Ring 0.6mm
		22/6453-81	F198.303.020.125	Cale de réglage / Ring 1.0mm
		22/6453-82	F198.303.020.127	Cale de réglage / Ring 1.6mm
	22/6453-83	F198.303.020.129	Cale de réglage / Ring 2.0mm	
	7	22/6407-81	F199.300.020.190	Bague d'étanchéité / Oil seal
	8	22/6462-43	F199.300.020.180	Roulement de pivot / Pivot pin bearing
	9	22/6452-56	F199.300.020.200	Obturateur / Cap
	10	22/6462-41	F198.300.020.450	Bague / Oil seal
	4	22/6407-88	F199.300.020.080	Bague d'étanchéité / Oil seal


Les références des pièces sont indicatives.
Nos pièces ne sont pas d'origine

Part numbers are quoted for reference purposes only.
Our parts and accessories are not original.



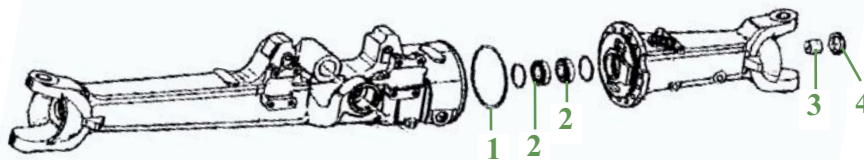
PONT AVANT 4RM
FRONT AXLE 4WD

APL 700 Articulation double / Double shift



Tracteurs Tractors	Fig.	Réf. Ref.	OEM	Description
Farmer 309LSA, 310LSA, 311LSA, 312LSA	1	22/6405-55	F199.300.020.300	Demi-arbre / Half shaft
	2	22/6405-56	F199.300.020.290	Fourche / Half shaft
F380GT, F390GT	3	22/6403-91	F199.300.020.280	Croisillon / U-joint
	4	22/6404-6	F199.300.020.270	Pièce intermédiaire / Double shift fork

APL 2000 F3



Tracteurs Tractors	Fig.	Réf. Ref.	OEM	Description
Farmer 309LSA, 310LSA, 311LSA, 312LSA	1	22/6409-8	F380.303.020.380	O-ring / O-ring
	2	22/6412-8	F168.302.020.270	Roulement / Bearing
F380GT, F390GT	3	22/6462-44	F514.300.020.070	Bague / Bush
	4	22/6407-88	F199.300.020.080	Bague d'étanchéité / Oil seal

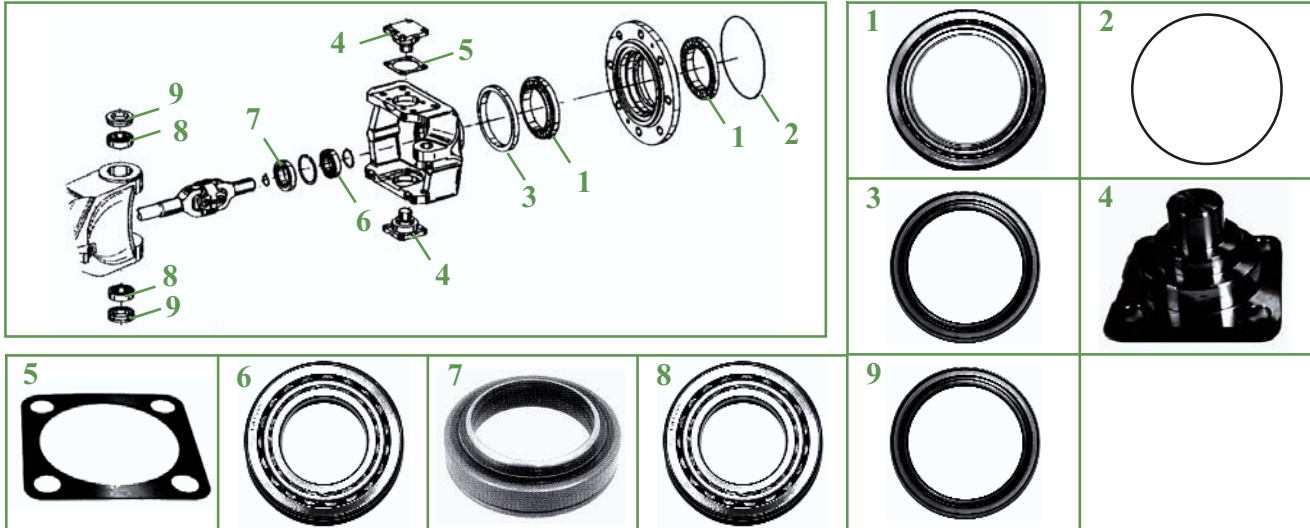
Les références des pièces sont indicatives.
Nos pièces ne sont pas d'origine

Part numbers are quoted for reference purposes only.
Our parts and accessories are not original.



PONT AVANT 4RM
FRONT AXLE 4WD

APL 2000 F3



Tracteurs Tractors	Fig.	Réf. Ref.	OEM	Description
Farmer 304LSA, 307LSA, 3089LSA, 309LSA APL2000 F3	1	22/6410-38	F198.300.020.530 F510.300.020.450	Roulement de moyeu / Bearing
	2	22/6452-57	F380.303.020.560	O-ring
	3	22/6407-86	F510.300.020.440	Bague d'étanchéité / Oil seal 150x178x16
	4	22/6450-55	F380.309.021.020	Pivot / Pivot pin
	5	22/6453-84	F514.300.020.120	Cale de réglage / Ring 0.2mm
		22/6453-85	F514.300.020.130	Cale de réglage / Ring 0.3mm
		22/6453-86	F514.300.020.140	Cale de réglage / Ring 0.4mm
		22/6453-87	F514.300.020.150	Cale de réglage / Ring 0.6mm
		22/6453-88	F514.300.020.160	Cale de réglage / Ring 0.8mm
		22/6453-89	F514.300.020.170	Cale de réglage / Ring 1.0mm
		22/6453-90	F514.300.020.180	Cale de réglage / Ring 2.0mm
	6	22/6451-75	F510.300.020.410	Roulement de pivot / Pivot pin bearing
	7	22/6452-59	F510.300.020.430	Bague d'étanchéité / Oil seal
	8	22/6462-43	F199.300.020.180	Roulement / Bearing
	9	22/6407-87	F514.300.020.110	Bague d'étanchéité / Oil seal

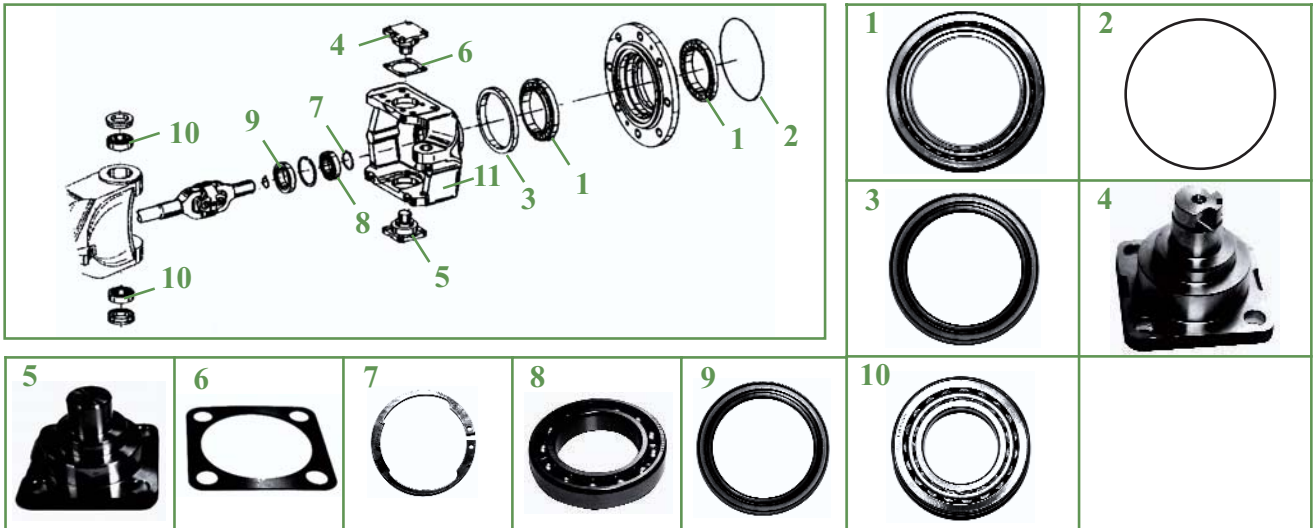
Les références des pièces sont indicatives.
Nos pièces ne sont pas d'origine

Part numbers are quoted for reference purposes only.
Our parts and accessories are not original.



PONT AVANT 4RM
FRONT AXLE 4WD

APL 2000 F6



Tracteurs Tractors	Fig.	Réf. Ref.	OEM	Description
Farmer 312LSA Favorit 512LSA, 514LSA, 515LSA F395GT APL2000 F6	1	22/6410-39	F514.300.020.260	Roulement de moyeu / Bearing
	2	22/6452-57	F380.303.020.560	O-ring
	3	22/6407-82	F514.300.020.450	Bague d'étanchéité / Oil seal
	4	22/6450-53	F514.300.020.200	Pivot / Pivot pin
	5	22/6450-54	F395.301.021.040	Pivot / Pivot pin
	6	22/6453-84	F514.300.020.120	Cale de réglage / Ring 0.2mm
		22/6453-85	F514.300.020.130	Cale de réglage / Ring 0.3mm
		22/6453-86	F514.300.020.140	Cale de réglage / Ring 0.4mm
		22/6453-87	F514.300.020.150	Cale de réglage / Ring 0.6mm
		22/6453-88	F514.300.020.160	Cale de réglage / Ring 0.8mm
		22/6453-89	F514.300.020.170	Cale de réglage / Ring 1.0mm
7	22/6407-83	F514.300.020.230	Circlip / Circlip	
8	22/6451-74	F514.300.020.210	Roulement de pivot / Pivot pin bearing	
9	22/6452-58	F716.300.020.720	Bague d'étanchéité / Oil seal	
10	22/6462-43	F199.300.020.180	Roulement / Bearing	
11	22/6407-84	F395.301.021.030	Support droit / RH housing	
	22/6407-85	F395.301.021.020	Support gauche / LH housing	

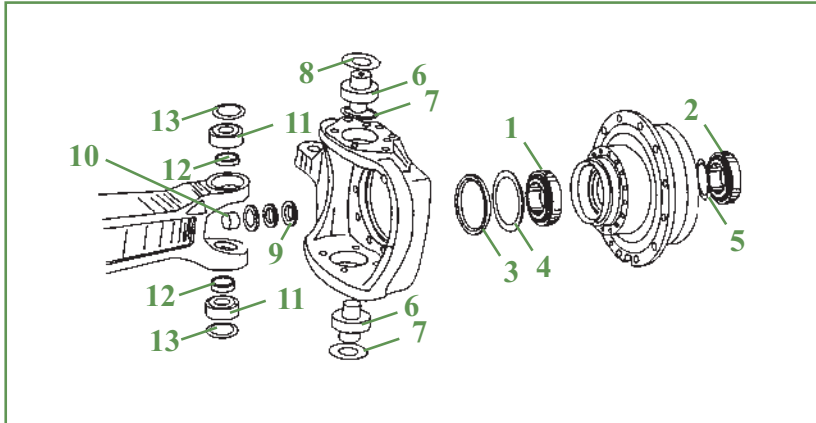
Les références des pièces sont indicatives.
Nos pièces ne sont pas d'origine

Part numbers are quoted for reference purposes only.
Our parts and accessories are not original.



PONT AVANT 4RM
FRONT AXLE 4WD

APL 3052



Tracteurs Tractors	Fig.	Réf. Ref.	OEM	Description
Favorit 610, 611, 612 APL3052	1	22/6451-67	X623.088.000.000+ X623.088.100.000	Roulement intérieur / Inner bearing
	2	22/6451-70	X623.043.700.000+ X623.043.400.000	Roulement extérieur / Outer bearing
	3	22/6407-57	X550.163.601.000	Bague d'étanchéité / Oil seal
	4	22/6417-8	F184.300.020.380	Bague de protection / Ring
	5	22/6453-60	F184.300.020.390	Cale de réglage / Ring 5.20mm
		22/6453-61	F184.300.020.391	Cale de réglage / Ring 5.25mm
		22/6453-62	F184.300.020.392	Cale de réglage / Ring 5.30mm
	6	22/6450-51	F180.300.021.270	Pivot / Pivot pin
	7	22/6452-55	X548.924.444.000	O-ring
	8	22/6453-63	F180.300.021.286	Cale de réglage / Ring 2.60mm
		22/6453-64	F180.300.021.285	Cale de réglage / Ring 2.70mm
		22/6453-65	F184.300.020.495	Cale de réglage / Ring 2.75mm
		22/6453-66	F180.300.021.284	Cale de réglage / Ring 2.80mm
22/6453-67		F184.300.020.494	Cale de réglage / Ring 2.85mm	
22/6453-68		F180.300.021.283	Cale de réglage / Ring 2.90mm	
22/6453-69		F184.300.020.493	Cale de réglage / Ring 2.95mm	
22/6453-70		F180.300.021.282	Cale de réglage / Ring 3.00mm	
22/6453-71		F184.300.020.492	Cale de réglage / Ring 3.05mm	
22/6453-72		F180.300.021.281	Cale de réglage / Ring 3.10mm	
22/6453-73	F184.300.020.491	Cale de réglage / Ring 3.15mm		
22/6453-74	F180.300.021.280	Cale de réglage / Ring 3.20mm		
22/6453-75	F184.300.020.490	Cale de réglage / Ring 3.30mm		
9	22/6407-58	F184.300.020.541	Bague d'étanchéité / Oil seal	
10	22/6462-42	F184.300.020.341	Bague / Oil seal	
11	22/6451-71	X623.073.600.000+ X623.073.500.000	Roulement de pivot / Pivot pin bearing	
12	22/6425-44	X563.014.200.000	Obturbateur / Cap	
13	22/6425-45	F180.300.021.120	Bague de protection / Ring	


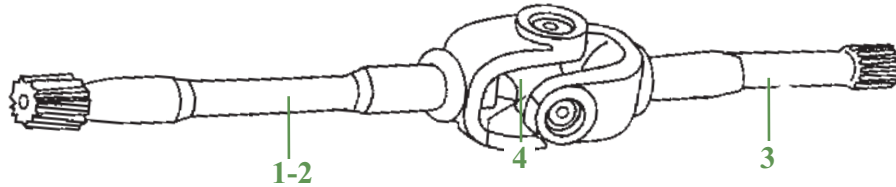
Les références des pièces sont indicatives.
Nos pièces ne sont pas d'origine

Part numbers are quoted for reference purposes only.
Our parts and accessories are not original.




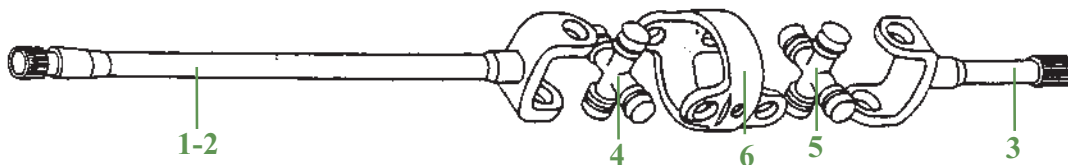
PONT AVANT 4RM
FRONT AXLE 4WD

APL 3052-3054 Articulation simple / Single shift



Tracteurs Tractors	Fig.	Réf. Ref.	OEM	Description
Favorit 610, 611, 612	1	22/6405-49	F184.300.020.430	Demi-arbre droit / RH half shaft
	2	22/6405-50	F184.300.020.420	Demi-arbre gauche / LH half shaft
APL3052 APL3054	3	22/6405-51	F184.300.020.410	Fourche gauche et droit / RH and LH half shaft
	4	22/6403-87	F184.300.020.400	Croisillon / U-joint

APL 3052-3054 Articulation double / Double shift



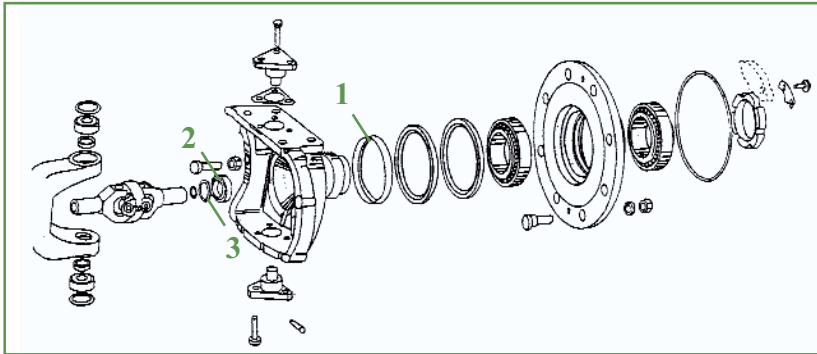
Tracteurs Tractors	Fig.	Réf. Ref.	OEM	Description
Favorit 610, 611, 612	1	22/6405-52	F281.303.022.130	Demi-arbre droit / RH half shaft
	2	22/6405-53	F281.303.022.140	Demi-arbre gauche / LH half shaft
	3	22/6405-54	F281.303.022.120	Fourche gauche et droit / RH and LH half shaft
	4	22/6403-88	F281.303.022.100	Croisillon / U-joint
	5	22/6403-89	F281.303.022.110	Croisillon / U-joint
	6	22/6404-5	F281.303.022.090	Pièce intermédiaire / Double shift fork

Les références des pièces sont indicatives.
Nos pièces ne sont pas d'origine

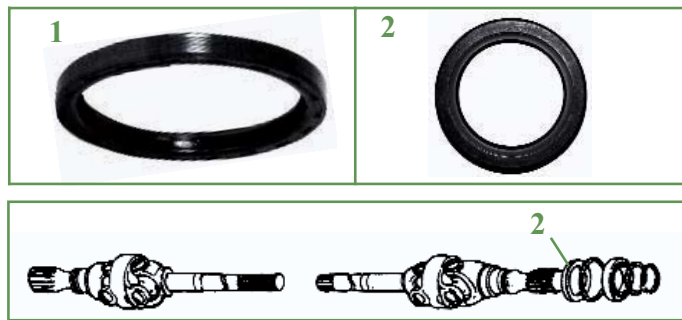
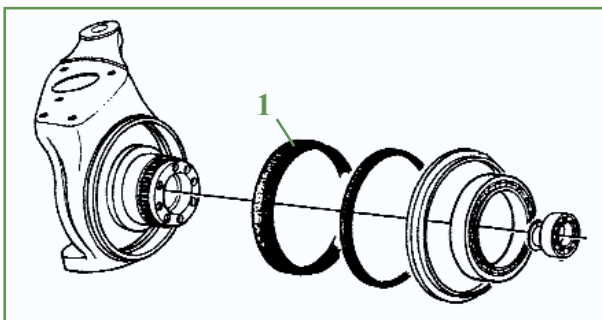
Part numbers are quoted for reference purposes only.
Our parts and accessories are not original.



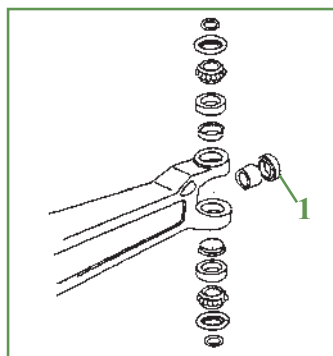
PONT AVANT 4RM
FRONT AXLE 4WD



Tracteurs Tractors	Fig.	Réf. Ref.	OEM	Description
Favorit 611, 612, 614, 615	1	22/6407-59	X561.930.300.000	Bague d'étanchéité / Oil seal
	2	22/6407-60	X550.096.901.000	Bague d'étanchéité / Oil seal
	3	22/6407-61	X550.139.701.000	Bague d'étanchéité / Oil seal



Tracteurs Tractors	Fig.	Réf. Ref.	OEM	Description
Favorit 816, 818, 822, 824, 916, 920, 926	1	22/6407-62	H816.300.020.100	Bague d'étanchéité / Oil seal
	2	22/6407-63	H816.300.020.110	Bague d'étanchéité / Oil seal



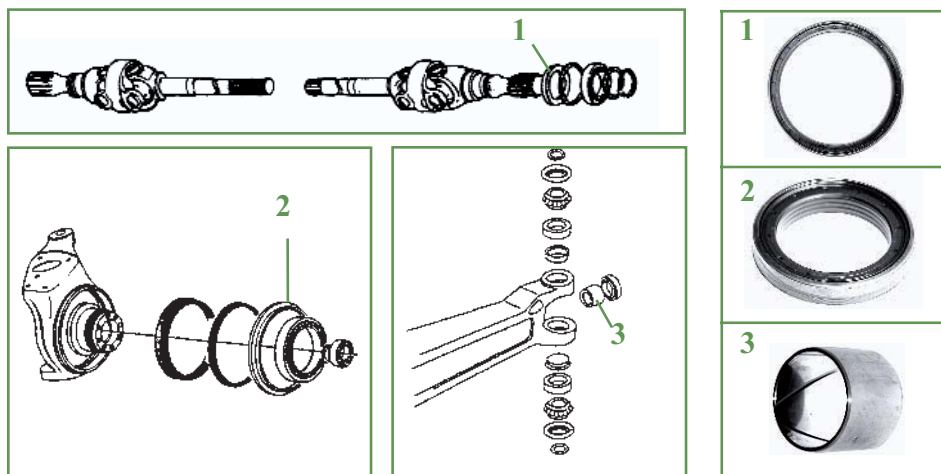
Tracteurs Tractors	Fig.	Réf. Ref.	OEM	Description
Favorit Séries 800, 900 series	1	22/6407-60	X550.096.901.000	Bague d'étanchéité / Oil seal

Les références des pièces sont indicatives.
Nos pièces ne sont pas d'origine

Part numbers are quoted for reference purposes only.
Our parts and accessories are not original.



PONT AVANT 4RM
FRONT AXLE 4WD



Tracteurs Tractors	Fig.	Réf. Ref.	OEM	Description
Xylon 520, 522, 524	1	22/6407-52	H524.300.020.100	Bague d'étanchéité / Oil seal
	2	22/6407-79	H524.300.020.110	Bague d'étanchéité / Oil seal
	3	22/6407-60	X550.096.901.000	Bague / Bush

JEU DE PIGNONS DE TRANSMISSION
GEAR KIT

Pont Front axle	Réf. Ref.
APL 335	72/6428-3 KT
APL 345	72/6428-4 KT
APL 1251	72/6428-6 KT
APL 1351	72/6428-7 KT
APL 1552	72/6428-9 KT
APL 3054	72/6428-10 KT

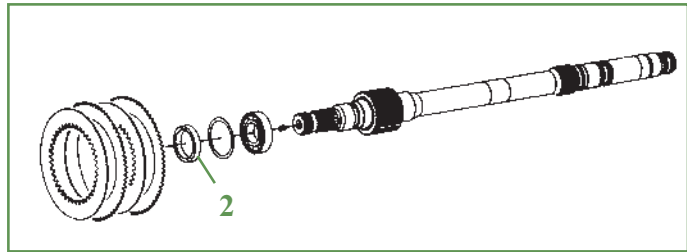
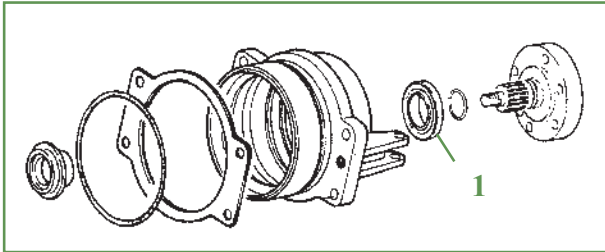


Les références des pièces sont indicatives.
Nos pièces ne sont pas d'origine

Part numbers are quoted for reference purposes only.
Our parts and accessories are not original.



PONT AVANT 4RM
FRONT AXLE 4WD



Tracteurs Tractors	Fig.	Réf. Ref.	OEM	Description
Farmer 250S/V, 260P/S/V, 270P/V, 275S/V, 280P/S/V	1	22/6407-64	X553.982.600.000	Bague d'étanchéité / Oil seal
Favorit 711, 712, 714, 716	2	22/6407-65	X550.096.500.000	Bague d'étanchéité / Oil seal

BAGUES DE BALANCIER DE TRAIN AVANT
FRONT AXLE SHAFT BUSH


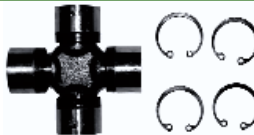










Tracteurs Tractors	Réf. Ref.	Description	Fig.
Farmer 2, 2E, 2D	22/486-69 (138.304.020.010)	Ø35-42mm Lg 35mm	
Farmer 5S Farme série 100 series	22/486-70 (180.300.010.080, 190.300.020.080)	Ø50-58(65)mm Lg 49mm	
Favorit 610, 611, 612, 614, 615	22/486-68 (385.300.010.070)	Ø60-68(75)mm Lg 55mm Fond fermé / Closed bottom	
	22/486-71 (281.300.010.100)	Ø60-68(75)mm Lg 52mm Fond ouvert / Opened bottom	
Farmer 303, 304, 305, 306, 308, 309 F360GT, F365GT, F380GT, F390GT, F395GT	22/486-72 (178.300.010.161)	Ø50-55(65)mm Lg 49mm	
Farmer 303, 304, 305, 306, 307, 308, 309, 310, 311, 312, Favorit 509, 510, 511, 512, 514, 515	22/486-73 (178.300.010.120)	Ø50-58(65)mm Lg 57mm	

Les références des pièces sont indicatives.
Nos pièces ne sont pas d'origine

Part numbers are quoted for reference purposes only.
Our parts and accessories are not original.



CROISILLONS DE PONT AVANT MOTEUR
FRONT AXLE U-JOINT

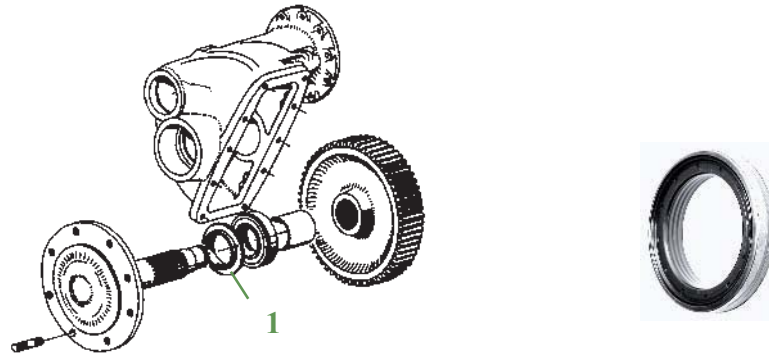
Tracteurs Tractors	Réf. Ref.	Description	Fig.
Farmer 55A Farmer 102SA, 103SA, 104SA, 105SA, 106SA, 108SA	22/6403-84 (F150.301.020.750)	30x96mm Désaxé / <i>Eccentric</i>	
Farmer 250S/V, 260P/S/V, 270P/V, 275S/V, 280P	22/6403-90 (G208.300.020.240)	27x71mm	
Farmer séries 100S, 300 series APL 1251 Articulation simple / <i>Single shift</i>	22/6403-85 (F138.314.020.381)	27x82mm	
Farmer séries 100S, 300 series APL 1251 Articulation double / <i>Double shift</i>	22/6403-86 (F258.312.020.070)	30X79mm Désaxé / <i>Eccentric</i>	
Farmer 303, 304, 306, 308, 309 APL 1351	22/6403-86 (F258.312.020.070)	30X79mm Désaxé / <i>Eccentric</i>	
Farmer 303, 304, 305, 306, 307, 308 APL 335	22/6403-94 (F168.302.020.490)	27x70mm	
Farmer 309, 310, 311, 312 F380GT, F390GT APL 700	22/6403-91 (F199.300.020.280)	30x85mm	
Favorit série 600 series APL 3052 & 3054 Articulation simple / <i>Single shift</i>	22/6403-87 (F184.300.020.400)	38x106mm	
Favorit série 600 series APL 3052 & 3054 Articulation double / <i>Double shift</i>	22/6403-88 (F281.303.022.100)	35x88mm Désaxé / <i>Eccentric</i>	
	22/6403-89 (F281.303.022.110)	35x88mm Désaxé / <i>Eccentric</i>	
Favorit série 600 series	22/6403-82 (G385.300.020.430)	39.7x106.5mm	
Favorit série 800 series	22/6403-83 (G816.300.020.300)	35x93mm	

Les références des pièces sont indicatives.
Nos pièces ne sont pas d'origine

Part numbers are quoted for reference purposes only.
Our parts and accessories are not original.



PONT ARRIÈRE
REAR AXLE



Tracteurs Tractors	Réf. Ref.	OEM	Description
Farmer 250S, 260S, 275S Farmer 303, 304, 305, 306, 307 F345GT, F360GT, F365GT	22/6407-66	X550.151.501.000	Bague d'étanchéité de sortie de réducteur de pont arrière Oil seal rear axle reducer 80x120x11/22.5

ROTULES ET TIRANTS DE DIRECTION
TIE RODS AND SOCKETS



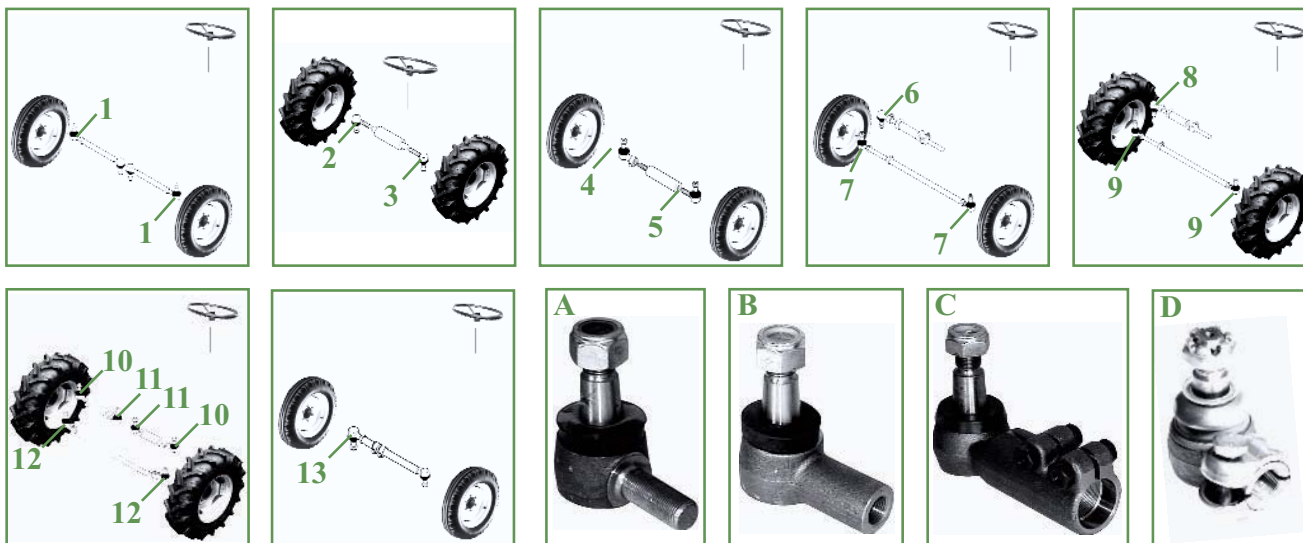
Tracteurs Tractors	Fig.	Réf. Ref.	OEM	Filetage Thread	Lg.	Conicité Cone
Farmer 5S, 102, 103, 104, 105, 108	A	22/495-211	X800.210.024.000 X800.210.027.000	M20x1.5RH	100mm	18x20mm
Farmer 102, F231GT(2WD)		22/495-209	X800.210.028.000 X800.210.007.000	M20x1.5RH	100mm	14x16mm
Farmer 102, 103, 104		22/495-206	X800.210.029.000	M18x1.5RH	90mm	14x16mm
Farmer 102, 103, 104		22/495-207		M18x1.5RH	100mm	16x18mm
Farmer 102, 103, 104, 105	C	22/495-220	X800.210.032.000	F36x1.5RH	140mm	27x30mm
Farmer 102, 103, 104, 105, 106	B	22/495-217	X800.210.051.000	F20x1.5RH	65mm	20x22mm
	A	22/495-210	X800.210.061.000	M20x1.5RH	100mm	16x18mm
Farmer 102, 103, 105	A	22/495-212	X800.210.050.000, G155.302.120.150, X800.210.018.000	M20x1.5RH	65mm	20x22mm
Farmer 102, 103, 105	B	22/495-218	X800.210.017.000	F20x1.5RH	80mm	24x26mm
Farmer 5S, 106, 108	A	22/495-213	X800.210.023.000	M24x1.5RH	105mm	20x22mm

Les références des pièces sont indicatives.
Nos pièces ne sont pas d'origine

Part numbers are quoted for reference purposes only.
Our parts and accessories are not original.




ROTULES ET TIRANTS DE DIRECTION
TIE RODS AND SOCKETS



Tracteurs Tractors	Fig.	Pos.	Réf. Ref.	OEM	Filetage Thread	Lg.	Conicité Cone
Farmer 240S, 250S, 260P/S, 270P, 275S, 280P (2WD)	A	1	22/495-212	X800.210.050.000, X800.210.018.000, G155.302.120.150	M20x1.5RH	65mm	20x22mm
Farmer 250S/V, 260P/S/V, 270P/V, 275S/V, 280P(4WD)		2	22/495-212	X800.210.050.000, X800.210.018.000, G155.302.120.150	M20x1.5RH	65mm	20x22mm
		3	22/495-256	G155.302.120.160	M20x1.5LH	65mm	20x22mm
		3	22/495-257	G155.302.120.210	M22x1.5RH	103mm	20x22mm
		3	22/495-212	X800.210.050.000, X800.210.018.000, G155.302.120.150	M20x1.5RH	65mm	20x22mm
Farmer 303, 304 (2WD)	D	4	22/495-258	X800.210.019.000	M18x1.5RH	79mm	20x22mm
	A	5	22/495-212	X800.210.050.000, X800.210.018.000, G155.302.120.150	M20x1.5RH	65mm	20x22mm
		5	22/495-213	X800.210.023.000	M24x1.5RH	105mm	20x22mm
Farmer 303, 304, 305, 306, 307, 308, 309, 310, 311 (2WD)	B	6	22/495-218	X800.210.017.000 X800.210.047.000	F20x1.5RH	80mm	24x26mm
	A	7	22/495-210	X800.210.061.000	M20x1.5RH	100mm	16x18mm
		7	22/495-212	X800.210.050.000, X800.210.018.000, G155.302.120.150	M20x1.5RH	65mm	20x22mm
		7	22/495-213	X800.210.023.000	M24x1.5RH	105mm	20x22mm
Farmer 303, 304, 305, 306, 307, 308, 309, 310, 311 (4WD)	B	8	22/495-218	X800.210.017.000 X800.210.047.000	F20x1.5RH	80mm	24x26mm
		9	22/495-213	X800.210.023.000	M24x1.5RH	105mm	20x22mm
	A	9	22/495-214	X800.210.015.000	M24x1.5RH	125mm	24x26mm
		10	22/495-215	F150.403.090.040	F18x1.5RH	70mm	20x22mm
Favorit série 600 series	B	10	22/495-216		F18x1.5RH	110mm	20x22mm
		11	22/495-208	F150.403.090.050	M18x1.5RH	65mm	20x22mm
	B	10	22/495-218	X800.210.017.000	F20x1.5RH	80mm	24x26mm
		10	22/495-217	X800.210.051.000	F20x1.5RH	65mm	20x22mm
	A	11	22/495-212	X800.210.050.000, X800.210.018.000, G155.302.120.150	M20x1.5RH	65mm	20x22mm
	C	12	22/495-219	X800.210.044.000	F36x1.5RH	140mm	24x26mm
F231GT, F345GT, F350GT, F360GT, F370GT, F380GT(2WD)	A	13	22/495-259	X800.210.056.000	M20x1.5RH	65mm	20x22mm
F360GT, F380GT	B	6	22/495-218	X800.210.017.000 X800.210.047.000	F20x1.5RH	80mm	24x26mm
	A	7	22/495-212	X800.210.050.000, X800.210.018.000, G155.302.120.150	M20x1.5RH	65mm	20x22mm

TIRANTS ET ACCOUPLEMENTS DE DIRECTION
TIE RODS AND SOCKETS



Tracteurs Tractors	Pos.	Réf. Ref.	OEM	Filetage Thread	Lg.	Conicité Cone
Farmer 304, 305, 306, 307, 308 F365GT, F380GT	1	22/495-163	F168.303.100.030	F22x1.5RH	335mm	23.5x26mm
	2	22/495-164	F168.303.100.040			
	3	22/497-165	F380.306.100.010	M22x1.5RH M20x1.5RH	190mm	
	4	22/2310-1	F198.300.100.070 F198.304.100.030	F22x1.5RH		
Farmer 303, 304, 305, 306, 307, 308 F365GT, F380GT	1	22/495-163	F168.303.100.030	F22x1.5RH	335mm	23.5x26mm
	2	22/495-164	F168.303.100.040			
	1	22/495-261	F168.300.100.010	F22x1.5RH	390mm	20x22mm
	2	22/495-262	F168.300.100.020			
	3	22/497-195	F198.300.100.030	M22x1.5RH M20x1.5RH	185mm	
	4	22/2310-1	F198.300.100.070 F198.304.100.030	F22x1.5RH		
Farmer 309, 310, 311, 312 F390GT, F395GT	1	22/495-159	F198.304.100.040	F22x1.5RH	390mm	23.5x26mm
	2	22/495-158	F198.304.100.050			
	3	22/497-165	F380.306.100.010	M22x1.5RH M20x1.5RH	190mm	
	4	22/2310-1	F198.300.100.070 F198.304.100.030	F22x1.5RH		
Farmer 312 Favorit 512, 514, 515 F390GT, F395GT	1	22/495-249	F514.300.100.020	M22x1.5RH	415mm	25x28mm
	2	22/495-248	F514.300.100.010			
	3	22/497-165	F380.306.100.010	M22x1.5RH M20x1.5RH	190mm	
	4	22/2310-1	F198.300.100.070 F198.304.100.030	F22x1.5RH		
Favorit 509, 510 F370GT Xylon 520, 522, 524	3	22/497-165	F380.306.100.010	M22x1.5RH M20x1.5RH	190mm	
Favorit 611, 612, 614, 615	1	22/495-260	F385.300.100.010	M24x1.5RH	330mm	23.5x26mm
	2					
	3	22/497-194	F385.300.100.020	M24x1.5RH M22x1.5RH	210mm	
Favorit 816, 818, 822, 824, 916, 920, 924, 926	1	22/495-165	F816.300.100.020	F28x1.5RH	415mm	29x32mm
	2	22/495-166	F816.300.100.010			
	3	22/497-166	F816.300.100.060	M28x1.5RH M30x1.5RH	235mm	
	4	22/2310-2	F816.300.100.050	F28x1.5RH		

Les références des pièces sont indicatives.
Nos pièces ne sont pas d'origine

Part numbers are quoted for reference purposes only.
Our parts and accessories are not original.



**VERINS DE DIRECTION
STEERING CYLINDER**


ROTULES POUR VÉRIN DE DIRECTION / TIE RODS FOR STEERING CYLINDER

Tracteurs Tractors	Réf. Ref.	Ø tige Stem Ø	Lg.	Conicité Cone
Selon applications Some fittings	22/581-136	16mm	207mm	18x20mm
	22/581-137		199mm	18x20mm
	22/581-138			14x16mm



KIT DE JOINTS POUR VÉRIN DE DIRECTION / SEAL KIT FOR STEERING CYLINDER

Tracteurs Tractors	Réf. Ref.	OEM	Ø tige Stem Ø
Farmer 102, 103, 104, 105, 106 Favorit séries 600 series F231GT	22/585-36	G001.990.010.980	20mm
Farmer 102, 103, 105 Farmer séries 300 series Favorit séries 600 series F231GT, F360GT, F380GT	22/585-37	G001.990.010.010	22mm



**VOLANT
STEERING WHEEL**

Tracteurs Tractors	Fig.	Réf. Ref.	OEM
Farmer séries 100 & 300 series Favorit séries 500, 600, 700, 800, 900 series Série GT series	1	22/510-10	F281.400.090.051 716.400.070.100
Sauf poste inversé Except inverted drive	2	22/511-10	G385.400.070.150



1



2

Les références des pièces sont indicatives.
Nos pièces ne sont pas d'origine

Part numbers are quoted for reference purposes only.
Our parts and accessories are not original.



ROULEMENTS
BEARINGS



Réf. Ref.	OEM	Dimension Size
22/6471-151	X605.505.101.000	12x28x8
22/6471-170	X605.510.100.000	12x32x10
22/6471-130	X607.305.200.000	15x32x9
22/6471-171	X605.510.200.000	15x35x11
22/6471-190	X607.315.211.000	15x42x13
22/6471-134	X619.048.300.000	17x40x12
22/6471-172	X605.510.312.000	17x40x12
22/6471-191	X605.515.312.000	17x47x14
22/6471-126	X607.305.302.000, X607.005.300.000	20x42x12
22/6471-173	X605.510.412.000	20x47x14
22/6471-174	X607.310.411.000, X606.710.400.000, X607.010.411.000, X606.410.411.000	20x47x14
22/6471-192	X605.515.411.000	20x52x15
22/6471-204	X605.520.111.000	20x72x19
22/6471-152	X605.505.411.000	25x47x12
22/6471-153	X607.005.400.000	25x47x12
22/6471-135	X619.048.500.000	25x52x15
22/6471-175	X605.510.600.000, X605.510.602.000	25x52x15
22/6471-176	X607.310.600.000, X606.710.600.000, X606.410.600.000, X606.410.601.000	25x52x15
22/6471-193	X605.515.634.000	25x62x17
22/6471-194	X607.315.600.000, X606.415.600.000, X606.415.601.000	25x62x17
22/6471-154	X605.505.511.000	30x55x13
22/6471-177	X605.510.834.000	30x62x16
22/6471-178	X606.410.800.000	30x62x16
22/6471-139	X619.051.600.000	30x72x19
22/6471-195	X605.515.802.000, X605.515.801.000	30x72x19
22/6471-196	X607.315.814.000, X607.015.800.000, X606.415.800.000	30x72x19
22/6471-205	X605.520.400.000	35x100x25
22/6471-155	X605.505.611.000	35x62x14
22/6471-129	X607.305.601.000	35x62x14
22/6471-156	X606.405.600.000	35x62x14
22/6471-179	X605.511.011.000, X605.511.034.000	35x72x17
22/6471-180	X607.311.011.000, X606.411.000.000	35x72x17
22/6471-148	X619.053.900.000	35x72x23
22/6471-197	X605.597.600.000	35x80x21
22/6471-157	X605.505.711.000	40x68x15
22/6471-158	X606.705.701.000, X607.005.700.000	40x68x15
22/6471-131	X605.500.600.000	40x68x9
22/6471-181	X605.511.102.000	40x80x18
22/6471-182	X607.011.100.000	40x80x18
22/6471-142	X619.059.100.000	40x90x23
22/6471-198	X605.516.111.000	40x90x23

Réf. Ref.	OEM	Dimension Size
22/6471-199	X607.316.100.000	40x90x23
22/6471-140	X619.051.900.000	45x100x25
22/6471-200	X605.516.211.000	45x100x25
22/6471-125	X638.524.949.000	45x50x13
22/6471-132	X605.500.701.000	45x75x10
22/6471-159	X605.505.811.000	45x75x16
22/6471-123	X607.305.801.000	45x75x16
22/6471-143	X619.045.300.000	45x75x20
22/6471-122	X605.511.211.000	45x85x19
22/6471-141	X619.052.000.000	50x110x27
22/6471-201	X605.516.300.000	50x110x27
22/6471-133	X605.500.800.000	50x80x10
22/6471-160	X605.505.900.000, X605.505.911.000	50x80x16
22/6471-161	X606.705.900.000	50x80x16
22/6471-183	X605.511.311.000, X605.511.334.000	50x90x20
22/6471-128	X607.311.302.000	50x90x20
22/6471-149	X619.054.200.000	50x90x23
22/6471-202	X605.516.400.000	55x120x29
22/6471-162	X605.506.011.000	55x90x18
22/6471-184	X605.511.411.000	5x100x21
22/6471-185	X605.511.501.000	60x110x22
22/6471-136	X619.049.200.000	60x110x24
22/6471-150	X619.054.400.000	60x110x28
22/6471-203	X605.516.502.000	60x130x31
22/6471-163	X605.509.711.000	60x95x18
22/6471-164	X606.406.100.000	60x95x18
22/6471-144	X619.045.600.000	60x95x23
22/6471-165	X605.506.201.000	65x100x18
22/6471-166	X607.006.200.000	65x100x18
22/6471-120	X607.306.211.003	65x100x18
22/6471-145	X619.045.700.000	65x100x23
22/6471-186	X605.511.600.000	65x120x23
22/6471-187	X606.411.611.000	65x120x23
22/6471-167	X605.506.311.000	70x110x20
22/6471-146	X619.045.800.000	70x110x25
22/6471-168	X605.506.401.000	75x115x20
22/6471-188	X605.511.811.000	75x130x25
22/6471-169	X605.506.500.000, X605.506.511.000	80x125x22
22/6471-189	X605.511.900.000	80x140x26
22/6471-147	X619.046.100.000	85x130x29
22/6471-137	X619.049.800.000	90x160x33
22/6471-138	X619.049.900.000	95x145x32

Les références des pièces sont indicatives.
Nos pièces ne sont pas d'origine

Part numbers are quoted for reference purposes only.
Our parts and accessories are not original.



“THE RELIABLE SERVICE”



BAGUES D'ETANCHEITE
OIL SEALS

Réf. Ref.	OEM	Dimension Size
22/6470-143	X550.214.802.000	30x40x7
22/6470-142	X550.062.104.000	33x52x10
22/6470-149	F184.108.100.070	35x52x10/7
22/6470-135	X553.968.709.000	35x56x10/12/01
22/6470-134	X550.081.901.000	40x58x6/6.5
22/6470-128	X550.096.801.000	45x65x12
22/6407-88	F199.300.020.080	46x65x21/01
22/6470-130	X540.413.936.000	50x60x7/10
22/6470-139	X550.108.901.000	50x65x8
22/6470-147	X550.108.906.000	50x65x8/6.7
22/6470-138	F380.306.020.050	50x80x11
22/6470-136	X550.115.901.000	52.4x77.8x10
22/6470-131	X550.126.505.000	60x80x10
22/6470-145	X550.126.503.000	60x80x10
22/6470-132	X550.126.502.000	60x80x10/01
22/6470-126	F180.100.150.602	60x80x11/12
22/6470-127	X550.127.101.000	60x85x13/15
22/6470-124	X550.128.201.000	60x95x14
22/6470-140	X554.029.602.000	62x85x12/14
22/6470-122	F283.101.150.070	63x80x11/12
22/6470-137	F280.100.100.030	65x85x10
22/6470-150	X550.132.902.000	65x85x10
22/6470-123	F283.101.150.080	65x85x13/9.5
22/6470-144	X550.133.204.000	65x90x10
22/6470-125	X540.418.536.000	70x86x7/10
22/6470-133	X550.138.601.000	70x90x10/11
22/6470-146	X550.145.602.000	75x95x10/18
22/6470-121	X554.050.609.000	78x100x13
22/6470-141	F184.100.220.071	80x100x13
22/6470-120	X554.074.602.000	110x128x9
22/6470-129	X554.485.402.000	125x160x15



Les références des pièces sont indicatives.
 Nos pièces ne sont pas d'origine


Part numbers are quoted for reference purposes only.
 Our parts and accessories are not original.



"THE RELIABLE SERVICE"



POMPES HYDRAULIQUES
HYDRAULIC PUMPS



Tracteurs Tractors	Fig.	Réf. Ref.	OEM	Bosch réf. Bosch ref.		Débit(cc) Flow(cc)
Fix 2E Farmer 1D, 1E, 1Z F231GT	1	69/565-4		0510310303, 0510315304, 0510410322, 0510415311, 0510415313	LH	8
Farmer 3S Favorit 3S, 4 Favorit 610S, 611S, 612S, 614S F255GT	2	69/565-32	G150.403.101.012	0510510304, 0510510312, 0510515309	LH	11
Favorit 4	3	69/565-64		0510620305, 0510620307, 0510625317, 0510625333	LH	16
Farmer 100, 105S	4	69/565-35	G278.941.100.010	0510615318	LH	19
Farmer 102S/LS	5	69/565-63	G281.940.010.010	0510625316	LH	19
Farmer 104S/LS, 105S/LS, 106S/LS, 108S/LS, 200	4	69/565-35	G278.941.100.010	0510615318	LH	19
Farmer 103S/LS	6	69/565-37	G178.940.010.010 479.940.050.100	0510665341, 0510665381	LH	16+14
Farmer 108	7	69/565-6		0510615314	LH	16
Farmer 2S, 2N Farmer 102, 102S, 103, 103S, 104, 104S/LS, 105, 105S/LS, 106, 106S/LS, 108S/LS, 200S/V, 203V/P Sans direction assistée / Without power steering	8	69/565-33	G144.940.012.010	0510512304, 0510515316, 0510515333	LH	14
Farmer 2S, 2N Farmer 102, 102S, 103, 103S, 104, 104S/LS, 105, 105S/LS, 106, 106S/LS, 108S/LS, 200S/V, 203V/P Avec direction assistée / With power steering	9	69/565-34	G144.940.013.010 G144.940.013.011 G238.401.100.012 G278.940.100.019 G281.940.100.010	0510610313, 0510610313, 0510615317, 0510615326, 0510615329, 0510615333	LH	16
Farmer 200V	10	69/565-114	G155.940.010.010	0510565363	LH	11+8
Farmer 200S	11	69/565-36	G380.940.010.110	0510665382	LH	16+11
Farmer 204P Farmer 304,305, 306, 307, 308, 309, 310, 311, 312 LS/LSA	6	69/565-37	G178.940.010.010 479.940.050.100	0510665341, 0510665381	LH	16+14
Favorit série 500 series	9	69/565-34	G144.940.013.010 G144.940.013.011 G238.401.100.012 G278.940.100.019 G281.940.100.010	0510610313, 0510610313, 0510615317, 0510615326, 0510615329, 0510615333	LH	16
	12	69/565-232		0510515328	LH	14

Les références des pièces sont indicatives.
Nos pièces ne sont pas d'origine


Part numbers are quoted for reference purposes only.
Our parts and accessories are not original.



"THE RELIABLE SERVICE"



POMPES HYDRAULIQUES
HYDRAULIC PUMPS



Tracteurs Tractors	Fig.	Réf. Ref.	OEM	Bosch réf. Bosch ref.		Débit(cc) Flow(cc)
Favorit série 600 series	1	69/565-34	G144.940.013.010 G144.940.013.011 G238.401.100.012 G278.940.100.019 G281.940.100.010	0510610313, 0510610313, 0510615317, 0510615326, 0510615329, 0510615333	LH	16
	2	69/565-33	G144.940.012.010 G278.941.100.010	0510512304, 0510515316, 0510515333	LH	14
	3	69/565-100	G385.940.100.010	0510615332	LH	19
	4	69/565-63	G281.940.010.010	0510625316	LH	19
	5	69/565-80	G285.940.010.010	0510725349	LH	22.5
	6	69/565-73	G385.940.010.010	0510665375	LH	19+11
	7	69/565-76	G385.941.010.010	0510666303	LH	19+11+2
Favorit 622LS, 626LS	8	69/565-133		0510615005	RH	19
Favorit séries 800 & 900 series	9	69/565-115	G916.940.100.010	0510625364	LH	16
F250GT, F275GT	2	69/565-33	G144.940.012.010 G278.941.100.010	0510512304, 0510515316, 0510515333	LH	14
F231GT, F250GT, F275GT Xylon 520, 522, 524	1	69/565-34	G144.940.013.010 G144.940.013.011 G238.401.100.012 G278.940.100.019 G281.940.100.010	0510610313, 0510610313, 0510615317, 0510615326, 0510615329, 0510615333	LH	16
F365GT, F370GT, F380GT	10	69/565-36	G380.940.010.110	0510665382	LH	16+11
F390GT, F395GT	11	69/565-116	G395.940.010.011	0510665396	LH	16+11+14
Selon application Some tractors	12	69/565-5		0510515310	LH	11
	13	69/565-60		0510615341	LH	19
	14	69/565-45		0510715306, 0510715312	LH	22.5

Les références des pièces sont indicatives.
Nos pièces ne sont pas d'origine

Part numbers are quoted for reference purposes only.
Our parts and accessories are not original.




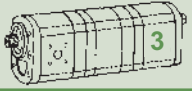


"THE RELIABLE SERVICE"






POMPES HYDRAULIQUES(PIECES SEPARÉES)
PARTS FOR HYDRAULIC PUMPS

Elements séparés / Individual elements

	Débit(cc) Flow(cc)			
69/565-114 G155.940.010.010 (0510565363)	11 + 8	69/567-114 F155.940.010.010 (1517222773)	69/568-114 F155.940.010.020 (1517222774)	
69/565-36 G380.940.010.110 (0510665382)	16 + 11	69/567-36 F395.940.010.010 (1517222725)	69/568-36 F380.940.050.020 (1517222680)	
69/565-37 G178.940.010.010 (0510665341)	16 + 14		69/568-37 F178.940.010.020 (1517222524)	
69/565-73 G385.940.010.010 (0510665375)	19 + 11	69/567-73 F385.940.010.010 (1517222721)	69/568-36 F385.940.010.020 (1517222380)	
69/565-76 G385.941.010.010 (0510666303)	19 + 11 + 2		69/568-76 F385.941.010.010 (1517222846)	69/562-76 F385.941.010.020 (1517222847)
69/565-116 G395.940.010.011 (0510665396)	16 + 11 + 14	69/567-36 F395.940.010.010 (1517222883)	69/568-116 F395.940.010.030 (1517222884)	69/562-116 F395.940.010.040 (1517222885)

ACCESSOIRES
ACCESSORIES

Description	Fig.	Réf. Ref.
Kit de joints sans bague d'étanchéité Gasket set without oil seal		69/575-13
Bague d'étanchéité Oil seal 17x30x7		69/588-1
Bride de pression pour tube Ø15mm Mounting flange Ø15mm		69/587-1
Bride d'aspiration pour tube Ø20mm Mounting flange Ø20mm		69/587-2
Boulon de fixation Fitting bolt 10x190mm		69/597-1

DIRECTION HYDROSTATIQUE
HYDROSTATIC STEERING

Farmer 2S, 3S, 4S, 5S,
102S, 103S, 104S, 105S, 106S

22/6500-143

22/6500-144
Version économique
Economic version



CABLE DE COMMANDE HYDRAULIQUE
HYDRAULIC VALVE CABLE

Farmer série 300 series - Lg 129cm

69/7617-3(X805.460.040.000)



RESSORT DE CONTROL
DE PROFONDEUR
DEPTH CONTROL
SPRING

Farmer séries 100, 300 series
Favorit série 600 series

22/6677-7
(G258.861.030.049)









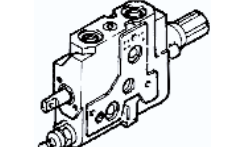


Les références des pièces sont indicatives.
Nos pièces ne sont pas d'origine

Part numbers are quoted for reference purposes only.
Our parts and accessories are not original.



DISTRIBUTEURS HYDRAULIQUES
HYDRAULIC SPOOL VALVES

<p>Farmer 2S, 3S, 4S Farmer série 100 series</p> 	<p>Elément flasquable 300bars - 45 l/min, réglable simple ou double effet. 4 vis - 3 positions - Sans position flottante <i>Single double acting changeover unit 300bars - 45 l/min 4 bolts - 3 positions - Without floating position</i></p> <p>69/7600-89 : Groupe flasquable <i>Spool valve</i></p> <p>69/7615-15 : Jeu de 4 vis pour 1 élément / <i>4 screws set for 1 unit</i> 69/7615-16 : Jeu de 4 vis pour 2 éléments / <i>4 screws set for 2 units</i> 69/7615-17 : Jeu de 4 vis pour 3 éléments / <i>4 screws set for 3 units</i> 69/7612-3 : Raccord banjo / <i>Banjo coupling</i></p>
<p>Farmer 2S, 3S, 4S Farmer série 100 series</p> 	<p>Elément flasquable pour distributeur Bosch 300bars - 45 l/min, réglable simple ou double effet. 3 vis - 4 positions - Avec position flottante <i>Single double acting changeover unit for Bosch spool valve 300bars - 45 l/min 3 bolts - 4 positions - With floating position</i></p> <p>69/7600-8 : Groupe flasquable <i>Spool valve</i></p> <p>69/7615-15 : Jeu de 4 vis pour 1 élément / <i>4 screws set for 1 unit</i> 69/7615-16 : Jeu de 4 vis pour 2 éléments / <i>4 screws set for 2 units</i> 69/7615-17 : Jeu de 4 vis pour 3 éléments / <i>4 screws set for 3 units</i> 69/7612-3 : Raccord banjo / <i>Banjo coupling</i></p>
<p>Farmer séries 100 & 300 series</p> 	<p>Elément flasquable 220bars - 70 l/min, réglable simple ou double effet. 4 vis - 3 passages d'huile <i>Single double acting changeover unit 220bars - 70 l/min 4 bolts - 3 outlets</i></p> <p>69/7600-21 : Groupe flasquable <i>G178.960.021.011 Spool valve</i> <i>G178.960.022.011</i></p>
<p>Farmer série 200 series Favorit 600, 610</p> 	<p>69/7600-5 : Elément flasquable pour distributeur Bosch 35 l/min, simple effet. <i>Single acting changeover unit for Bosch spool valve 35 l/min</i></p> <p>69/7615-21 : Jeu de vis pour 2 éléments / <i>screws set for 2 units</i> 69/7615-22 : Jeu de vis pour 3 éléments / <i>screws set for 3 units</i></p>
	<p>69/7600-6 : Elément flasquable pour distributeur Bosch 35 l/min, simple effet, avec blocage du levier <i>Single acting changeover unit for Bosch spool valve 35 l/min with lever locking position</i></p> <p>69/7615-21 : Jeu de vis pour 2 éléments / <i>screws set for 2 units</i> 69/7615-22 : Jeu de vis pour 3 éléments / <i>screws set for 3 units</i></p>
	<p>69/7600-7 : Elément flasquable pour distributeur Bosch 35 l/min, double effet. <i>Double acting changeover unit for Bosch spool valve 35 l/min.</i></p> <p>69/7615-21 : Jeu de vis pour 2 éléments / <i>screws set for 2 units</i> 69/7615-22 : Jeu de vis pour 3 éléments / <i>screws set for 3 units</i></p>
	<p>69/7600-15 : Elément flasquable pour distributeur Bosch 35 l/min, double effet. Avec position flottante <i>Double acting changeover unit for Bosch spool valve 35 l/min. With floating position</i></p> <p>69/7615-21 : Jeu de vis pour 2 éléments / <i>screws set for 2 units</i> 69/7615-22 : Jeu de vis pour 3 éléments / <i>screws set for 3 units</i></p>
<p>Favorit série 600 series F350GT, F370GT, F380GT, F395GT Xylon 520, 522, 524</p> 	<p>Elément flasquable pour distributeur 220bars - 70 l/min, réglable simple ou double effet. 4 passages d'huile <i>Single double acting changeover unit for spool valve 220bars - 70 l/min 4 outlets</i></p> <p>69/7600-13 : Groupe flasquable <i>Spool valve</i></p>
<p>Favorit séries 500, 800, 900 series Xylon 520, 522, 524</p> 	<p>Elément flasquable pour distributeur Bosch, double effet. <i>Double acting changeover unit for Bosch spool valve.</i></p> <p>69/7600-90 : Groupe flasquable <i>G816.960.020.012 Spool valve</i> <i>G816.960.021.012</i></p>

Les références des pièces sont indicatives.
Nos pièces ne sont pas d'origine

Part numbers are quoted for reference purposes only.
Our parts and accessories are not original.



"THE RELIABLE SERVICE"



**VALVES DE RELEVAGE
LIFT SPOOL VALVES**

Farmer 3S, 4S
Farmer séries 100, 300 series



Valve principale du relevage, 3 passages d'huile, orifices en face avant
Main lift spool valve, 3 outlets, inlet in front side

- 69/7611-1 : Valve
- G178.860.030.110 Spool valve
- 69/7616-7 : Jeu de réparation / Repair kit

**FILTRE POUR DISTRIBUTEURS
HYDRAULIQUES
HYDRAULIC VALVE
SPOOL FILTERS**

Favorit séries 700, 800, 900 vario series

60/240-110
(G001.990.100.010)

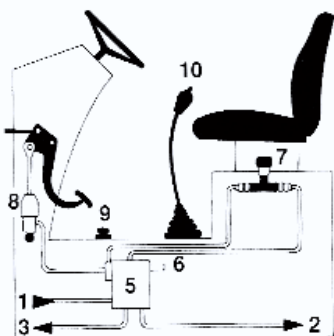


**RACCORD HYDRAULIQUE
HYDRAULIC COUPLING**

22/908-14
(G514.960.100.012)
M22




DEBRAYAGE ELECTROHYDRAULIQUE / ELECTROHYDRAULIC CLUTCH



Tracteurs Tractors	Réf. Ref.
Farmer 304, 305, 306, 307, 308, 309, 310, 311, 312	22/7635-1
Farmer 304LS, 305LS, 306LS, 307LS, 308LS, 309LS, 310LS, 311LS, 312LS	22/7635-3
Farmer 306LSA, 307LSA, 308LSA, 309LSA, 310LSA, 311LSA, 312LSA (Inverseur électronique / Electronic inverter)	22/7635-2
Farmer 307, 308, 309 (Anciens modele / Old range)	22/7635-6
Farmer 307, 308, 309 (Nouveau modele / New range)	22/7635-7
Favorit 509	22/7635-5
Favorit 610, 611, 612, 614 (Sans relevage électronique / Less electronic lift)	22/7635-4

3eme POINT HYDRAULIQUE / HYDRAULIC TOP LINK



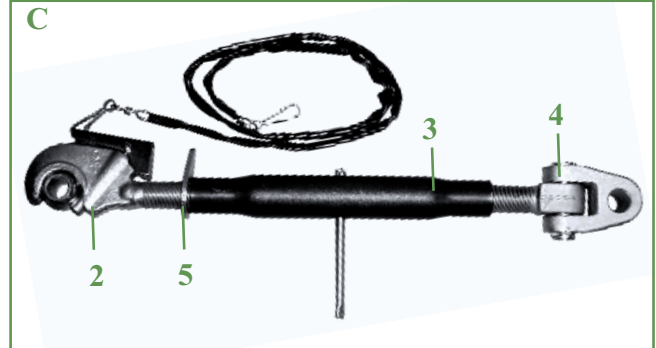
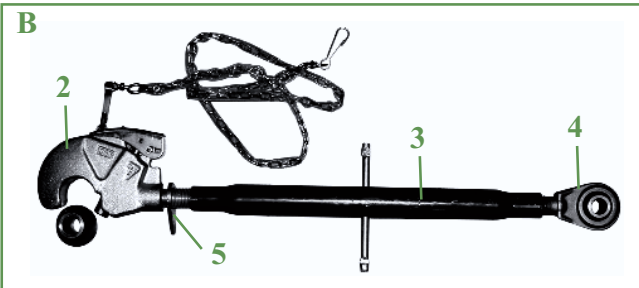

Tracteurs Tractors	Réf. Ref.	Traction Pull	Côté machine Implement side		Côté Tracteur Tractor side	
			Cat.	Type	Cat.	Type
Farmer 309, 310, 311, 312	22/8104-22	7.85T	2-3		2	
Farmer 304, 307, 308, 309	22/8104-23	7.85T	2		2	
Farmer 310, 311, 312	22/8104-24	7.85T	3		3	
Favorit 509	22/8104-25	6.9T	2-3		2	
Favorit 510, 511, 512, 514, 515	22/8104-26	9T	2-3		3	
Favorit 611, 612, 614	22/8104-21	7.85T	2-3		3	
Xylon 520, 522, 524	22/8104-27	9T	3		3	

Les références des pièces sont indicatives.
Nos pièces ne sont pas d'origine

Part numbers are quoted for reference purposes only.
Our parts and accessories are not original.



**BARRES DE POUSSEE
TOP LINKS**



Cat.	Dim. Size	Type	Barre de poussée Top link	Rotule Côté machine Ball end Implement side	Tube Centre tube	Rotule Côté tracteur Ball end tractor side	Contre-écrou Lock nut
2+1.5	525-735mm M30x3	A	22/700-49	22/703-50 Ø25mm	22/702-51 410mm	22/701-50 Ø22mm	68/8114-201
	625-835mm M30x3		22/700-50		22/702-50 490mm		
	725-935mm M30x3		22/700-51				
2+1.5	625-835mm M30x3	B	22/700-52	22/703-52 Ø25mm	22/702-52 (3+4) Ø22mm		68/8114-201
3	640-900mm M36x3		22/700-53	22/703-53 Ø31.8mm	22/702-53 440mm	22/701-53 Ø31.8mm	68/8114-301
3+1.5	670-940mm M36x3	C	22/700-54	22/703-54 Ø31.8mm	22/702-54 440mm	22/701-54 Ø22mm	68/8114-301
3	640-900mm M36x3		22/700-55				
3	700-960mm M36x3		22/700-56			22/702-56 500mm	

**BROCHES DE TRACTION
HITCH PIN**



22/8141-192 22/8141-193
22x276mm 22x241mm
(H165.500.060.041) (H238.500.060.010)

**BROCHES DE GUIDAGE
GUIDING PIN**



22/8142-192 22/8142-193
345mm 500mm
(G181.500.060.030) (G284.500.060.050)

**ROTULE A SOUDER
WELD-ON ARM END**



68/8116-286
Farmer série 300 series

Les références des pièces sont indicatives.
Nos pièces ne sont pas d'origine

Part numbers are quoted for reference purposes only.
Our parts and accessories are not original.



**ATTELAGE(PIECES DE RECHANGE)
LEVELLING ROD COMPONENTS**



Tracteurs Tractors	Fig.	Réf. Ref.	OEM	Description
Farmer série 300 series Série GT series	1	22/744-16	135.872.040.040	Extrémité filetée à souder M22x2.5 Weld-on threaded end M22x2.5
Farmer 310, 311, 312 Favorit série 500 series, Favorit 611, 612, 614, 615 F390GT, F395GT, Xylon 520, 522, 524		22/744-17	291.870.040.100 716.870.040.110	Extrémité filetée à souder M27x3 Weld-on threaded end M27x3
Farmer 240S, 250S, 260P, 270P, 275S, 280P/S Farmer série 300 series, Série GT series	2	22/743-16	135.872.040.030	Piton coudé / Pin Ø23mm-Lg.44mm-M27x3
Farmer 310, 311, 312, Favorit série 500 series F390GT, F395GT, Xylon 520, 522, 524		22/743-21	199.870.040.031	Piton coudé / Pin Ø28mm-Lg.42mm-M27x3
Favorit 611, 612, 614, 615		22/743-17	291.870.040.010	Piton coudé / Pin Ø25mm-Lg.54mm-M27x3
Favorit séries 700, 800, 900 series	3	22/743-22	816.870.040.010	Oeillet avec embout fileté Ball end M27
Farmer 240S, 250S, 260S/P, 270P, 275S, 280S/P Farmer 303, 304, 305, 306, 307, 308, 309 F345GT, F350GT, F360GT, F365GT, F370GT, F380GT	4	22/761-56	H278.870.030.020	Tige de réglage / Adjusting shaft M24x2 - Lg. 271mm
Farmer 303, 304 F231GT, F345GT, F350GT		22/761-57	H138.870.030.071	Tige de réglage / Adjusting shaft M20x2 - Lg. 271mm
Farmer 306, 307, 308, 309, 310, 311, 312 Favorit série 500 series F390GT, F395GT, Xylon 520, 522, 524		22/761-58	199.870.031.120	Tige de réglage / Adjusting shaft M24x2 - Lg. 250mm
Favorit série 600 series		22/761-59	180.870.030.300	Tige de réglage / Adjusting shaft M28x2 - Lg. 300mm
		22/761-60	281.870.030.050	Tige de réglage / Adjusting shaft M28x2 - Lg. 345mm
Farmer 240S, 250S, 260S/P, 270P, 275S, 280S/P Farmer 303, 304, 305, 306, 307, 308, 309 F231GT, F345GT, F350GT, F360GT, F365GT, F370GT, F380GT	5	22/767-7	138.870.030.651	Pignon / Gear 12Z
Farmer 240S, 250S, 260S/P, 270P, 275S, 280S/P Farmer 303, 304, F231GT, F345GT, F350GT	6	22/768-6	G138.876.030.030	Manivelle / Handle

STABILISATEUR REGLABLE / ADJUSTABLE STABILISER



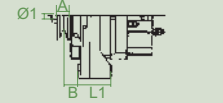
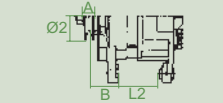

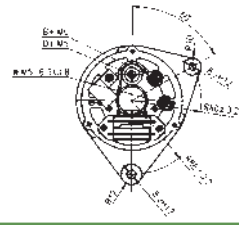

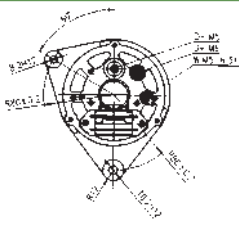

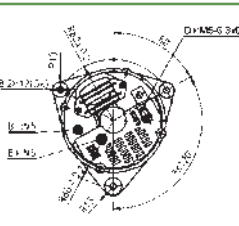

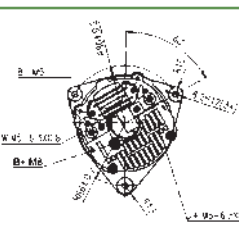

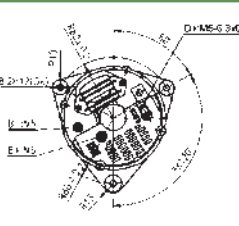

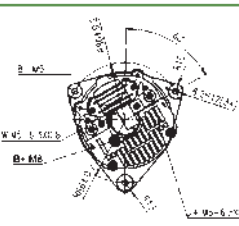

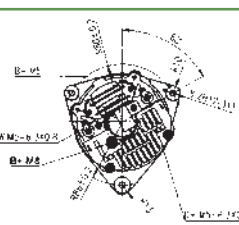
Tracteurs Tractors	1 Stabilisateur Stabiliser	2 A B C D				3 Rotule Ball end	4 Tube Tube	5 Rotule Ball end	6 Circlip Circlip	7 Broche Pin
Série 300 300 series	22/740-83	466	M24 x3	22.5	18	22/746-83	22/744-83	22/743-83	22/756-83	22/758-83 Ø22

Les références des pièces sont indicatives.
Nos pièces ne sont pas d'origine

Part numbers are quoted for reference purposes only.
Our parts and accessories are not original.



**ALTERNATEURS
ALTERNATORS**

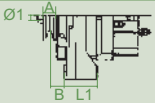
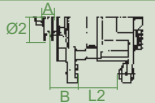

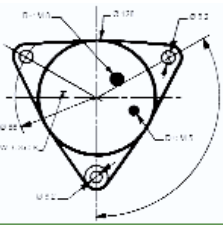

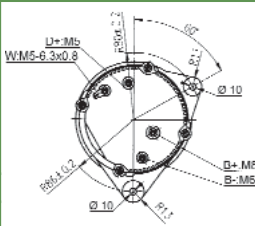

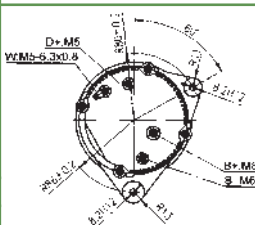
Tracteurs Tractors	OEM	Réf. Ref.			Régulateur Regulator
Farmer séries 100, 200 Series F231GT, F250GT, F255GT, F275GT	X830.060.030.000	62/920-23 14 V / 33 A	 Ø2 A B L1 68 10 21 56		62/919-13
	X830.060.011.000 G345.900.011.010	62/920-38 14 V / 33 A	 Ø1 L1 17 56		62/919-13
	X830.060.020.000	62/920-65 14 V / 55 A	 Ø2 A B L1 76 13 23 51		62/919-21
	X830.060.022.000	62/920-34 14 V / 65 A	 Ø2 A B L1 68 10 21 56		62/919-21 ⇒ 03/97 62/919-3 04/97 ⇒
Farmer série 300 Series Favorit série 600 Series F345GT, F360GT, F365GT, F380GT, F390GT, F395GT	X830.060.020.000	62/920-65 14 V / 55 A	 Ø2 A B L1 76 13 23 51		62/919-21
	X830.060.022.000	62/920-34 14 V / 65 A	 Ø2 A B L1 68 10 21 56		62/919-21 ⇒ 03/97 62/919-3 04/97 ⇒
		62/920-102 14 V / 80 A	 Ø2 A B L1 70 10 21 56		62/919-3

Les références des pièces sont indicatives.
Nos pièces ne sont pas d'origine

Part numbers are quoted for reference purposes only.
Our parts and accessories are not original.



ALTERNATEURS
ALTERNATORS

Tracteurs Tractors	OEM	Réf. Ref.			Régulateur Regulator						
Farmer série 300 series Favorit séries 500, 600 series F3701GT, F380GT, F390GT, F395GT	G198.902.011.010	62/920-124 14 V / 120 A	 ↻ <table border="1" data-bbox="821 593 973 660"> <tr><td>Ø1</td><td></td><td>L1</td></tr> <tr><td>17</td><td></td><td>56</td></tr> </table>	Ø1		L1	17		56		
Ø1		L1									
17		56									
Farmer 308, 309, 310, 311, 409, 410, 411 Favorit séries 500, 700, 800, 900 series	G515.900.010.100	62/920-126 14 V / 143 A	 ↻ <table border="1" data-bbox="821 817 973 884"> <tr><td>Ø1</td><td></td><td>L1</td></tr> <tr><td>17</td><td></td><td>56</td></tr> </table>	Ø1		L1	17		56		
Ø1		L1									
17		56									
Favorit séries 800, 900 series	F920.901.010.010	62/920-125 14 V / 90 A	 ↻ <table border="1" data-bbox="821 1041 973 1108"> <tr><td>Ø1</td><td></td><td>L1</td></tr> <tr><td>17</td><td></td><td>56</td></tr> </table>	Ø1		L1	17		56		
Ø1		L1									
17		56									

REGULATEUR SEPARÉ
REGULATOR

Farmer série 100 series

62/919-15
(F181.900.010.020)



Les références des pièces sont indicatives.
Nos pièces ne sont pas d'origine

Part numbers are quoted for reference purposes only.
Our parts and accessories are not original.



DEMARREURS
STARTERS

Tracteurs Tractors	Moteur Engine	OEM	Réf. Ref.	A x B	Z	L
Farmer 1D/E/Z, 2, 2D/DE/E/S, 3S, 4S Farmer 103, 104, 105	MWM	F139.900.060.011	62/930-28 Iskra	2 x 105 	9 z 2,7 kW	228mm
Farmer 103, 104 Farmer 303, 304, 307	MWM	F135.902.060.010 X830.100.009.000	62/930-32 Iskra	3 x 127 	9 z 2,7 kW	228mm
Favorit 1, 2, 3, 4, 4S, 10S, 11S, 12S Farmer 104, 105, 106 Farmer série 100 series Favorit séries 500, 600 series	MWM	X830.100.004.000	62/930-26	3 x 127 	9 z 3,5 kW	254mm
		G514.900.060.100	62/930-56 Iskra	3 x 127 	9 z 3,1 kW	240mm
Farmer séries 100, 200, 300 series Favorit séries 500, 600 series	MWM	F135.902.060.010 X830.100.006.000	62/930-177 Iskra Avec réducteur With reducer	3 x 127 	9 z 3 kW	210mm
Farmer 200, 203, 204, 205, 240, 250, 275, 280 F231GT, F250GT, F275GT	KHD	X830.100.007.000 X830.100.001.000	62/930-23 Iskra	3 x 127 	9 z 3 kW	228mm
Farmer 307, 308, 409, 410, 411, Favorit 711, 712, 714, 716	KHD	F716.900.060.060	62/930-193 Avec réducteur With reducer Iskra	3 x 127 	9 z 3 kW	237mm
Favorit séries 800, 900 series Xylon 520, 522, 524	MAN	F524.900.060.010 F926.900.060.040 F926.900.060.041 F824.900.060.130	62/930-166 Iskra	3 x 127 	11 z 4 kW	265mm
			62/930-196 Avec réducteur With reducer Iskra	24 V		
F345GT, F360GT, F365GT, F380GT, F390GT, F395GT	KHD	X830.100.001.000 G380.900.060.010	62/930-68	3 x 127 	9 z	220mm
			62/930-31 Iskra	12 V	2,7 kW	212mm

 Les références des pièces sont indicatives.
 Nos pièces ne sont pas d'origine

 Part numbers are quoted for reference purposes only.
 Our parts and accessories are not original.


PIECES DE RECHANGE POUR DEMARREUR
SPARE PARTS FOR STARTER



	1	2	3	4
Démarrreur Starter	Relais Solenoid	Lanceur Drive ass.	Induit Armature	Jeu de balais Brush set
Démarrreurs ISKRA starters				
62/930-23 IS0552	62/940-24 16.906.819	62/939-24 16.900.254	62/931-15 16.360.524	62/933-13 16.905.973
62/930-28 IS0432			62/931-30 16.360.277	
62/930-31 IS0551	62/931-51 16.360.685			
62/930-32 IS0669	62/940-50 16.908.146	62/931-52 16.360.703	62/933-29 16.906.639	
62/930-56 IS0706	62/940-51 16.905.757	62/939-57 16.901.752		
62/930-166 IS0626	62/940-57 16.905.752			
Démarrreurs BOSCH starters				
0 001 354 092	62/940-27			62/933-15 1 007 014 100
0 001 354 091	62/940-39			
0 001 359 025	62/940-38 0 331 401 004	62/939-29 2 006 209 301 2 006 209 436		62/933-8 2 007 014 052
0 001 362 025	62/940-29 0 331 402 003 0 331 402 002			62/933-21 2 007 014 053
0 001 359 072		62/939-29 2 006 209 301 2 006 209 436	62/931-12 2 004 004 112	62/933-8 2 007 014 052
0 001 367 007		62/939-30 2 006 209 492		62/933-19 2 007 014 062
0 001 362 034	62/940-27 0 331 401 008			62/933-17 2 007 014 057
Dynamo BOSCH dynamo				
0 101 209 032			62/911-5	62/913-5 1 107 014 144









Autres pièces disponibles sur demande / Other parts available on request

Les références des pièces sont indicatives.
Nos pièces ne sont pas d'origine





Part numbers are quoted for reference purposes only.
Our parts and accessories are not original.



POIGNEES ET SERRURES
LOCKS AND HANDLES

Réf. Ref.	OEM	Description	Fig.	Tracteurs Tractors
70/4170-100	258.514.210.530	Poignée extérieure gauche et droite <i>Outer handle(RH and LH)</i>		
70/4170-101	258.514.210.290	Poignée extérieure gauche et droite <i>Outer handle(RH and LH)</i>		
70/4170-106	E291.500.210.019 E198.810.030.019	Poignée extérieure gauche et droite <i>Outer handle(RH and LH)</i>		Farmer 240, 250, 260, 270, 275, 280 Farmer série 300 series Favorit série 600 series Série GT series
70/4170-37	E281.505.210.017 E198.810.030.039	Serrure intérieure gauche <i>Inner lock(LH)</i>		Farmer série 300 series Favorit série 600 series F345T, F350GT, F360GT, F365GT, F370GT, F380GT
70/4170-38	E281.505.210.028	Serrure intérieure droite <i>Inner Lock(RH)</i>		
70/4170-37	E281.505.210.017 E198.810.030.039	Serrure intérieure droite <i>Inner Lock(RH)</i>		
70/4170-38	E281.505.210.028	Serrure intérieure gauche <i>Inner lock(LH)</i>		
70/4170-136	816.810.030.700	Poignée extérieure gauche et droite <i>Outer handle(RH and LH)</i>		Farmer 240, 250, 260, 270, 275, 280 Farmer série 300 series Favorit séries 500, 700, 800, 900 series F370GT, F380GT
70/4170-110	G816.810.030.070	Serrure intérieure gauche <i>Inner lock(LH)</i>		Farmer 307, 308, 309, 310, 311, 312 Favorit séries 500, 800, 900 series
70/4170-111	G816.810.030.100	Serrure intérieure droite <i>Inner Lock(RH)</i>		

Silentblocs de cabine / Cab dampers

22/4114-18	275.500.200.140	Silentbloc avant <i>Cab damper(front)</i>		Farmer série 100 series Favorit 611, 612, 614, 615
22/4114-19	H117.500.200.040	Silentbloc avant <i>Cab damper(front)</i>		Farmer séries 300, 400 series Favorit série 500 series
22/4114-20	H117.500.200.030	Silentbloc arrière <i>Cab damper(rear)</i>		Farmer séries 300, 400 series Favorit série 500 series Série GT series
22/4114-21	H345.500.200.090	Silentbloc arrière <i>Cab damper(rear)</i>		Série GT series

 Les références des pièces sont indicatives.
 Nos pièces ne sont pas d'origine

 Part numbers are quoted for reference purposes only.
 Our parts and accessories are not original.

"THE RELIABLE SERVICE"


PEINTURE
PAINT


LAQUE AMERICAINE

LA MEILLEURE PEINTURE
DU MARCHÉ

Plus de 2000 nuances possibles
Possibilité de créer une couleur
suivant échantillon

THE BEST PAINT
ON THE MARKET

More than 2000 colors available
Possibility to create a color
from a sample



Couleur Colour	1 L	5 L	Spray
Rouge-orange Red-Orange	64/3102-267 (X904.010.910.000)	64/3102-270	64/3102-273 (X904.010.954.000)
Gris Grey	64/3102-268 (X904.011.515.000)	64/3102-271	64/3102-274 (X904.010.942.000)
Vert Green	64/3102-269 (X904.010.516.000)	64/3102-272	64/3102-275 (X904.010.841.000)

Couleur Colour	1 L	Spray 300ml
Gris diamand / Diamond Grey	64/3104-41	64/3104-148
Gris / Grey (⇒ 1988)	64/3104-43	
Gris / Grey (1988 ⇒)	64/3104-42	64/3104-149
Vert / Green (⇒ 1988)	64/3104-44	64/3104-146
Vert 300 / Green (1988 ⇒)	64/3104-45	64/3104-147
Rouge-orange / Red-Orange (⇒ 1988)	64/3104-46	64/3104-150
Rouge-orange / Red-Orange (1988 ⇒)	64/3104-47	64/3104-151

ERBEDOL
BÜCHNER






3

Les références des pièces sont indicatives.
Nos pièces ne sont pas d'origine

Part numbers are quoted for reference purposes only.
Our parts and accessories are not original.



CHAUFFAGE DE CABINE
CAB HEATING

Tracteurs <i>Tractors</i>	Ventilateur <i>Cab heater</i>	Fig.	Moteur de ventilateur <i>Cab heater motor</i>	Fig.
Farmer série 300 <i>series</i> Favorit série 500 <i>series</i>	22/1988-14 (G178.810.130.010) Droit / <i>RH</i> Blanc / <i>White</i>		22/1988-11	
	22/1988-15 (G178.810.130.020) Gauche / <i>LH</i> Gris / <i>Grey</i>		22/1988-10	

BOUGIE DU CHAUFFAGE
CAB HEATER PLUGS



22/1991-1
(F279.500.260.270)

Farmer 240, 250, 260, 270, 275, 280
F345GT, F360GT, F365GT, F380GT, F390GT, F395GT

RECHAUFFEURS DE MOTEUR
ENGINE HEATERS









Réf. <i>Ref.</i>	Description	Fig.	Tracteurs <i>Tractors</i>
63/1750-6	Rechauffeur 220V. pour pastilles antigel Ø50mm <i>220 V. heater for Ø50mm core plugs</i>		Farmer 3S, 4S, 5S, 6S Farmer séries 100, 300 <i>series</i> Favorit série 600 <i>series</i> <i>Moteurs MWM engines</i>
63/1751-1	Kit cablage <i>Cable set</i>		Pour / <i>for</i> 63/1750-6

Les références des pièces sont indicatives.
Nos pièces ne sont pas d'origine

Part numbers are quoted for reference purposes only.
Our parts and accessories are not original.



AIRCO
AIRCO



Tracteurs Tractors	Réf. Ref.	OEM	Fig.
Compresseurs / Compressors			
Farmer séries 200, 300, 400 <i>series</i> Favorit séries 500, 700, 800, 900 <i>series</i> F370GT, F380GT, F390GT, F395GT Xylon 520, 522, 524	82/9202-118	G311.550.020.100	
Farmer séries 200, 300, 400 <i>series</i> Favorit séries 700, 800, 900 <i>series</i>	82/9202-159	G117.551.020.110	
Farmer série 300 <i>series</i> Favorit série 500 <i>series</i> F390GT, F395GT	82/9202-120	G199.552.020.100	
Conversion r134a <i>conversion</i> Séries Farmer & favorit <i>Series</i>	82/9202-119	F385.551.020.200	
Embrayage de compresseurs / Compressor clutch			
Farmer séries 200, 300 <i>series</i> Favorit séries 600, 800 <i>series</i>	82/9202-717	F385.551.020.210	
Condenseurs / Condensers			
Farmer série 300 <i>series</i> Favorit séries 500, 600 <i>series</i>	82/9202-203	H385.551.060.100	
Farmer série 400 <i>series</i> Favorit série 700 <i>series</i>	82/9202-220	H716.550.061.100	
Favorit série 900 <i>series</i>	82/9202-219	H930.550.060.100	

Les références des pièces sont indicatives.
Nos pièces ne sont pas d'origine

Part numbers are quoted for reference purposes only.
Our parts and accessories are not original.



AIRCO
AIRCO


Tracteurs Tractors	Réf. Ref.	OEM	Fig.
Souppes d'expansion / Expansion valves			
Farmer série 200 <i>series</i>	82/9202-500	F205.550.050.180	
Farmer séries 300, 400 <i>series</i> Favorit séries 500, 700, 800, 900 <i>series</i> F370GT, F380GT	82/9202-505	F816.550.050.010 F818.550.050.010	
F390GT, F395GT	82/9202-504	F395.550.050.160 F395.550.050.090	
Deshydrateurs / Receiver driers			
Farmer 240, 250, 260, 270, 275, 280	82/9202-406	F205.550.060.100	
Farmer 250, 260, 270, 275, 280 F390GT, F395GT	82/9202-420	F395.031.040.000	
Farmer série 300 <i>series</i> Favorit séries 500, 800, 900 <i>series</i> F370GT, F380GT Xylon 520, 522, 524	82/9202-417	G312.550.030.010 G281.550.030.020	
Farmer séries 300, 400 <i>series</i> Favorit séries 700, 800, 900 <i>series</i> F370GT, F380GT	82/9202-449	G716.550.030.010	
Favorit 615	82/9202-419	F281.500.380.330	

Les références des pièces sont indicatives.
Nos pièces ne sont pas d'origine

Part numbers are quoted for reference purposes only.
Our parts and accessories are not original.



**MOTEURS D'ESSUIE-GLACE
WIPER MOTORS**



Tracteurs Tractors	Avant / Front			Arrière / Rear		
	Réf Ref	Fig.	OEM	Réf Ref	Fig.	OEM
Farmer 102, 103, 104, 105, 106, 108	63/1980-56	1				
Farmer série 200 series	63/1980-57	4	G205.812.170.020	63/1980-57	4	G205.812.170.020
Farmer série 300 series Série GT series	63/1980-26	2	X830.270.005.000	63/1980-26	2	X830.270.005.000
	63/1980-58	3	G816.810.170.010 G716.810.170.020	63/1980-57	4	G205.812.170.020
Favorit série 600 series	63/1980-27	2	X830.270.006.000	63/1980-27	2	X830.270.006.000
Favorit séries 500, 700, 800, 900 series Xylon 520, 522, 524	63/1980-58	3	G816.810.170.010 G716.810.170.020	63/1980-57	4	G205.812.170.020

**BALAIS D'ESSUIE-GLACE
WIPER BLADES**



Tracteurs Tractors	Réf Ref	OEM	Longueur Length
Farmer série 300 series	70/1987-20		500mm
Farmer série 300 series Favorit série 600 series Série GT series Xylon 520, 522, 524	70/1987-49	H524.810.170.020	600mm
Farmer série 300 series Favorit séries 500, 700, 800, 900 series Xylon 520, 522, 524	70/1987-36	H816.810.170.020	530mm
Favorit série 600 series	70/1987-10		600mm
Favorit série 700 series	70/1987-5	H716.810.170.010	450mm

BRAS DE BALAIS D'ESSUIE-GLACE / WIPER BLADE ARM

Farmer série 300 series
Série GT series

22/1985-8



Les références des pièces sont indicatives.
Nos pièces ne sont pas d'origine

Part numbers are quoted for reference purposes only.
Our parts and accessories are not original.



**RETROVISEURS
MIRRORS**



Tracteurs Tractors	Fig.	Réf. Ref.	OEM	Remarque Observation
Farmer séries 100, 200, 300 series Favorit série 600 series Série GT series	1	70/4172-204	E178.810.150.019 E258.514.270.020	140x250 9.5-12mm
Farmer séries 200, 300 series Favorit série 600 series Série GT series	2	70/4172-111	G291.500.270.030 G198.810.151.010	180x370 14-20mm
Farmer série 300 series Favorit séries 500, 700, 800, 900 series Xylon 520, 522, 524	3	70/4172-205		220x310 16-18mm
Farmer séries 300, 400 series Favorit séries 500, 700, 800, 900 series F370GT, F380GT Xylon 520, 522, 524	4	70/4172-206	G816.810.150.031	230x316 22mm



Tracteurs Tractors	Fig.	Réf. Ref.	Remarque Observation
Farmer séries 200, 300 series Série GT series	1	70/4174-5	250mm 14mm
Farmer série 300 series Favorit série 500 series	2	70/4174-6	788-1055mm 22mm
Farmer série 300 series	3	70/4174-7 Gauche / LH	475-730mm 22mm
		70/4174-8 Droit / RH	

Les références des pièces sont indicatives.
Nos pièces ne sont pas d'origine

Part numbers are quoted for reference purposes only.
Our parts and accessories are not original.



"THE RELIABLE SERVICE"



**VERINS A GAZ
GAS STRUTS**



Tracteurs Tractors	Pare-Brise Windscreen	Porte Door	Toit Roof	Vitre arrière Rear window
Farmer Série 100 series	22/874-18 (F182.800.202.060) Pare-brise arrêtes vives <i>Squared windscreen</i> 500mm	22/872-55 (F258.514.210.020)	22/871-33. (X800.420.446.000)	
	22/874-19 (F182.800.200.210) Pare-brise arrondi <i>Round windscreen</i> 430mm			
Farmer 200V, 203P, 204P, 204V				22/870-70 (F166.810.040.010)
Farmer 240, 250, 260, 270, 275, 280 S/P/V	22/870-68 (H205.810.040.030) 500mm	22/872-55 (F258.514.210.020)	22/871-33 (X800.420.446.000)	22/870-71 (H205.810.050.100)
	22/872-55 (F258.514.210.020) Avec chargeur frontal <i>With front loader</i> 278mm			
Farmer série 300 series Favorit série 600 series	22/870-21 (X800.420.490.000)	22/872-16. (X800.420.414.000) 500mm		22/870-21 (X800.420.490.000)
		22/872-57 (X800.420.491.000) 490mm		
Favorit séries 500, 700, 800, 900 series	22/870-69 (X800.420.489.000)	22/872-49 (H816.810.030.500)	22/871-30 (H816.810.020.100)	22/870-68 (H205.810.040.030)
F255GT, F275GT	22/874-15 (X800.420.422.000)			
F345GT, F350GT, F360GT, F365GT, F370GT, F380GT, F390GT, F395GT	22/870-21 (X800.420.490.000)	22/872-57 (X800.420.491.000)	22/871-33 (X800.420.446.000)	22/870-21 (X800.420.490.000)
Xylon 520, 522, 524			22/871-30 (H816.810.020.100)	22/870-68 (H205.810.040.030)

**VERINS DE CAPOT
BONNET GAS STRUTS**

Tracteurs Tractors	Réf. Ref.	OEM
Farmer série 300 Series	22/876-23	G186.502.900.020
Favorit séries 700, 900 Series	22/876-4	H716.501.021.200



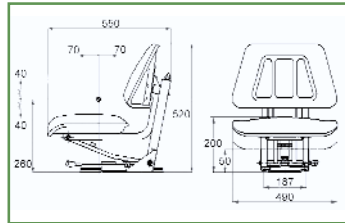
Les références des pièces sont indicatives.
Nos pièces ne sont pas d'origine

Part numbers are quoted for reference purposes only.
Our parts and accessories are not original.



**SIEGES
SEATS**

61/830-870



- Sellerie synthétique noire
- Suspension / course 80 mm
- Glissières(150 mm)
- Réglage poids(60 >120 Kgs)
- Base plane
- Fixations pour ceinture de sécurité

- Synthetic black leather
- 80 mm suspension travel
- Slide rails adjustment(150 mm)
- Weight adjustment(60 > 120 Kgs)
- Flat mounting plate
- Seat belt fixation points



Pour les sièges voir aussi notre catalogue au fascicule 1 / For seats see also our catalogue part 1

HOUSES / SEAT COVERS

Réf. Ref.	Description	Fig.
22/831-36	Assise / Seat Grammer DS50	1
22/831-37	Housse d'assise / Seat cover Grammer DS85, DS90	2
22/831-38	Housse de dossier / Back rest cover Grammer DS85, DS90	



**PROFILES D'ETANCHEITE POUR GLACES DE CABINE
GLAZING RUBBER AND DRAFT EXCLUDERS**

Réf. Ref.	Profils(Caoutchouc noir) Sections(Black rubber)						Profils d'étanchéité(Noir) Sections(Black)			
	70/4110-9 (A)	70/4110-10 (B)	70/4110-11 (C)	70/4111-4	70/4110-12	70/4110-13	70/4112-2	70/4112-3	70/4112-4	70/4112-5
Dim. glace Glass size	6,0mm	4,7mm	4,7mm	Lacet pour Filler strip for A, B, C	5,0mm	4,0mm	6,0mm	2,0-5,0mm	5,0mm	5,5mm
Paroi Panel	1,2-1,6mm	1,2-1,6mm	2,6-3,2mm		2,0mm	2,0mm				

Les références des pièces sont indicatives.
Nos pièces ne sont pas d'origine

Part numbers are quoted for reference purposes only.
Our parts and accessories are not original.

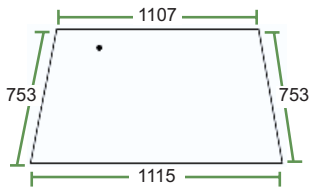


VITRERIE DE CABINE
CAB GLASS

Série 300 series
303, 304, 305, 306, 307,
308, 309, 310, 311,312 LS/LSA

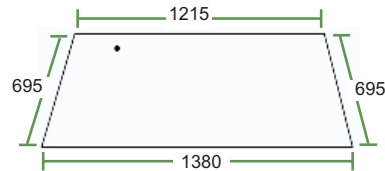
Vitres claires / Plain glass

Pare-brise / Windscreen



22/4000-55
(178.810.110.010)

Arrière supérieure / Upper rear



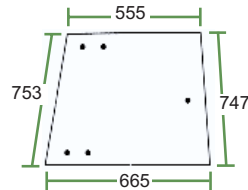
22/4072-43
(178.810.050.410)

Arrière inférieure / Lower rear



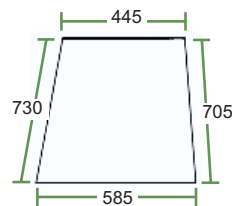
22/4073-26
(178.810.050.340)

Latérale / Side



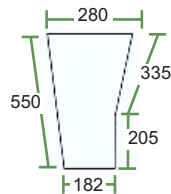
22/4021-3
(178.810.110.050)

Porte supérieure / Upper door



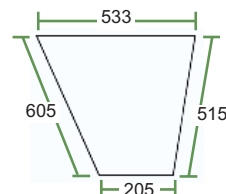
22/4022-30
(178.810.110.030)

Avant / Front



22/4012-16A
(178.810.110.020)

Porte inférieure / Lower door



22/4047-36
(178.810.110.040)

Les références des pièces sont indicatives.
Nos pièces ne sont pas d'origine

Part numbers are quoted for reference purposes only.
Our parts and accessories are not original.

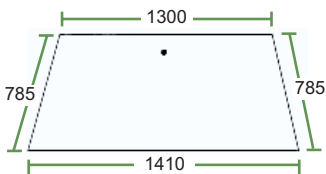


VITRERIE DE CABINE
CAB GLASS

Série 600 series
610, 611, 612, 614, 615

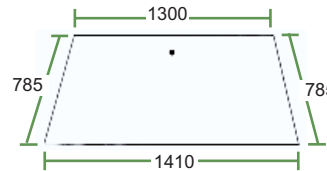
Vitres claires / Plain glass

Pare-brise / Windscreen



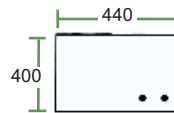
22/4002-3
(275.500.210.100)

Arrière supérieure / Upper rear

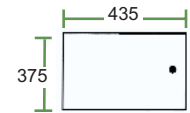


22/4002-3
(275.500.210.100)

Arrière inférieure / Lower rear



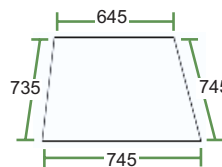
30/4074-6
(281.500.220.050)



30/4074-8
(281.507.220.0100)

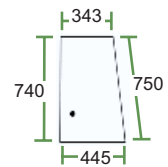


Latérale / Side



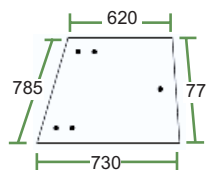
22/4041-6
(275.500.210.200)

Fixe / Fixed



22/4047-37
(281.505.350.011)

Coulissante / Sliding

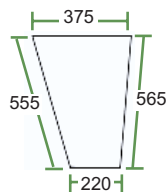


22/4047-47
(275.500.210.200)

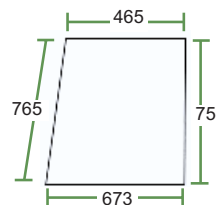
5 trous / 5 holes

Avant / Front

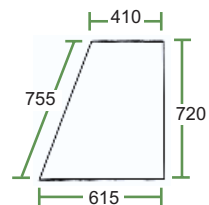
22/4012-17A
(281.500.190.040)



Porte supérieure / Upper door

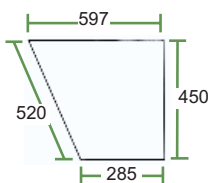


22/4022-33
(275.500.210.340)

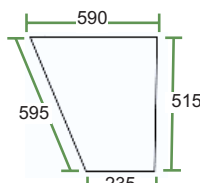


22/4022-34
(281.507.350.020)

Porte inférieure / Lower door



22/4021-19
(275.500.210.230)



22/4021-29
(281.507.350.010)

Les références des pièces sont indicatives.
Nos pièces ne sont pas d'origine

Part numbers are quoted for reference purposes only.
Our parts and accessories are not original.



**REFERENCES INTERCHANGEABLES
CROSS REFERENCES**

OEM OEM	Réf. Ref.	Page Page	OEM OEM	Réf. Ref.	Page Page	OEM OEM	Réf. Ref.	Page Page	OEM OEM	Réf. Ref.	Page Page
X830100001000	62/930-31	105	+X830241309000	22/967-75	51						
X830100004000	62/930-26	105	X830241015000								
X830100006000	62/930-177	105	+X830241310000	22/967-72	51						
X830100007000	62/930-23	105	X830241016000								
X830100009000	62/930-32	105	+X830241311000	22/967-73	51						
X830160010000	22/181-56	43	X830241304000								
X830160030000	22/181-56	43	+X830241013000	22/967-76	51						
X830160037000	22/181-55	43	X830241305000								
X830160040000	22/181-55	43	+X830241014000	22/967-71	51						
X830160085000	22/181-55	43	X830241307000								
X830160086000	22/181-56	43	+X830241012000	22/967-77	51						
X830180032000	22/1918-119	44	X830241309000								
X830180032010	22/1919-119	44	+X830241014000	22/967-75	51						
X830180034000	22/1918-119	44	X830241310000								
X830180034010	22/1919-119	44	+X830241015000	22/967-72	51						
X830180036000	22/1918-120	44	X830241311000								
X830180036010	22/1919-120	44	+X830241016000	22/967-73	51						
X830180037000	22/1918-121	44	X830250011000	22/965-28	48						
X830180037010	22/1919-121	44	X830270005000	63/1980-26	112						
X830180038020	22/1913-180	45	X830270006000	63/1980-27	11						
X830180039010	22/1913-179	45	X904010516000	64/3102-269	108						
X830180046000	22/1912-183	45	X904010841000	64/3102-275	108						
X830180046010	22/1913-80	45	X904010910000	64/3102-267	108						
X830180048000	22/1912-184	45	X904010942000	64/3102-274	108						
X830180048010	22/1913-81	45	X904010954000	64/3102-273	108						
X830180090000	22/1918-124	44	X904011515000	64/3102-268	108						
X830180090010	22/1919-118	44	Z119100100010	22/200-550	54,56						
X830180095000	22/1918-118	44	Z178100420011	22/221-715	55						
X830180132000	22/1912-181	45	Z181100100012	22/221-714	54,55						
X830180132010	22/1913-181	45	Z186126420010	22/221-710	54,56						
X830180151000	22/1912-182	45	Z199104420020	22/221-711	54,55						
X830180151010	22/1913-182	45	Z205100100010	22/200-707	54						
X830180200000	22/1912-187	45	Z205100100020	22/200-706	53,56						
X830180201000	22/1912-188	45	Z205100100050	22/212-706	53,54,56						
X830230006000	22/963-2	52	Z205100420020	22/221-706	53,54,56						
X830230007000	63/1970-3	52	Z207100100010	22/200-708	54-56						
X830230500000	63/1884-26	50	Z207100100030	22/212-709	54,56						
X830230553000	63/1971-5	52	Z207100420020	22/221-708	54,56						
X830240011000	22/180-27	49	Z231103100010	22/200-703	53						
X830240030000	22/956-17	46	Z281100101010	22/200-715	55						
X830240035000	22/958-61	47	Z285100103010	22/221-723	55						
X830240056000	22/962-44	48	Z285100103050	22/200-716	55						
X830240057000	22/962-43	48	Z312100101010	22/200-711	54,55						
X830240058000	22/958-62	47	Z380100100030	22/200-720	56						
X830240080000	22/950-83	46	Z382100420030	22/221-716	55						
X830240087000	63/1884-15	50	Z385103100020	22/200-717	55						
X830240088000	22/186-31	49	Z385103420010	22/221-717	55						
X830240094000	63/1884-18	50	Z395100420020	22/221-550	54,56						
X830240095000	63/1884-24	50	Z805230103010	22/221-705	53						
X830240096000	63/1884-25	50	Z805230110000	22/221-722	53						
X830240097000	63/1884-11	50									
X830240098000	63/1884-33	50									
X830240105000	22/950-84	46									
X830240108000	22/950-84	46									
X830240110000	22/950-84	46									
X830240110010	22/951-35	46									
X830240136000	22/958-64	47									
X830240177000	22/962-41	48									
X830240178000	22/962-40	48									
X830240180000	22/962-42	48									
X830240195000	22/956-14	46									
X830240231000	22/186-33	49									
X830240355000	63/1884-40	50									
X830240356000	63/1884-5	50									
X830240357000	63/1884-6	50									
X830240358000	63/1884-1	50									
X830240359000	63/1884-84	50									
X830240362000	63/1884-1	50									
X830241011000	22/967-74	51									
X830241012000											
+X830241307000	22/967-77	51									
X830241013000											
+X830241304000	22/967-76	51									
X830241014000											
+X830241305000	22/967-71	51									
X830241014000											

Les références des pièces sont indicatives.
Nos pièces ne sont pas d'origine

Part numbers are quoted for reference purposes only.
Our parts and accessories are not original.



"THE RELIABLE SERVICE"



- © **Copyright Tracpièces 2005.** *Reproduction, même partielle, interdite sans autorisation. Les erreurs ou omissions qui auraient pu se glisser dans ce catalogue, malgré le soin apporté à sa réalisation n'engagent pas la responsabilité de Bepco-Tracpièces Group.*
- © **Copyright Tracpièces 2005.** *Reproduction or partial reproduction is forbidden without authorisation. Whilst every effort has been made to ensure the accuracy of the information provided, the Bepco-Tracpieces Group declines responsibility for any errors or omissions included in this publication.*
- © **Copyright Tracpièces 2005.** *Nachdruck, auch nur auszugsweise, nur mit schriftlicher Genehmigung. Für eventuelle Druckfehler in diesem Katalog übernimmt die Bepco-Tracpieces Group keine Haftung. Irrtümer vorbehalten. Warenabgabe nur solange Vorrat reicht.*
- © **Copyright Tracpièces 2005.** *Reproduktie, nog copieren gedeeltes, verboden zonder toelating. De fouten of vergeten gegevens die zich in de catalogus bevinden, ondanks deze zeer goed is samengesteld, heeft dit geen verbintenis met verantwoordelijkheid van Bepco-Tracpieces Group.*
- © **Copyright Tracpieces 2005.** *Prohibida la reproducción total o parcial sin autorización previa. Los errores u omisiones que pudieran aparecer en el catálogo a pesar de haberse intentado evitar durante su realización, no implican responsabilidad del Grupo Bepco-Tracpieces.*

**A leading worldwide brand in
agricultural tractor parts and
accessories since 1958.**

**Bepco-Tracpièces Group is your
guarantee in quality, service and
competitive pricing.**

Quality is ...



“THE RELIABLE SERVICE”



TRACPIECES