

Replacement Parts Suitable for

Vintage David Brown



BEPCO-TRACPIECES

Your Global Supplier

Vintage David Brown

Vintage David Brown

Tractor Parts
& accessories



www.bepco-tracpieces.com

GARDE-BOUES
FENDERS



Tractors <i>Tractores</i>	Fig. <i>Fig.</i>	Ref. <i>Ref.</i>	OEM	Description <i>Description</i>
770, 780, 885	1	20/844-34	K921561, K921560	Gauche / Droit Left / Right
850, 880	2	20/844-35	K904274, K904725	
990 Implematic	3	20/844-96	K913205, K913209	

Replacement Parts Suitable for **Vintage Case-IH**



Vintage Case-IH

 **BEPCO-TRACPIECES**
Your Global Supplier



Vintage Case-IH

Tractor Parts
& accessories



Ed. 1 (04/08)

www.bepco-tracpieces.com

GARDE-BOUES
FENDERS



Tractors Tractores	Fig. Fig.	Ref. Ref.	OEM	Description Description
Farmall / Mc Cormick B-450	1	25/844-36 LH		Gauche / LH
		25/844-36 RH		Droit / RH
Mc Cormick DED3, DGD4, D320, D326, D430, D439	2	25/844-38 LH		Gauche / LH
		25/844-38 RH		Droit / RH
Mc Cormick 323, 353, 423, 453	3	25/844-40 LH		Gauche / LH
		25/844-40 RH		Droit / RH
Mc Cormick 523, 624, 724, 824	3	25/844-41 LH		Gauche / LH
		25/844-41 RH		Droit / RH
743XL, 745XL, 844XL, 845XL, 856XL, 3210, 3220, 3230, 4210, 4220, 4230, 4240	4	25/844-43 LH	3234659R1	Gauche / LH
		25/844-43 RH	3405809R1	Droit / RH
955XL, 956XL, 1055XL, 1056XL, 1255XL, 1455XL	5	25/844-44 LH	3234651R1	Gauche / LH
		25/844-44 RH	3405810R1	Droit / RH
5120, 5130, 5140, 5150	6	25/844-45 LH	1958612C2	Gauche / LH
		25/844-45 RH	1958611C4	Droit / RH

EMBLEMES
EMBLEMS






Tractors Tractores	Fig. Fig.	Ref. Ref.	OEM
Ancienne gamme / Old range	1	25/863-15	
248, 258, 385, 433, 485, 485XL, 533, 585, 585XL, 633, 685, 685XL, 733, 743, 743XL, 745S, 745XL, 785, 785XL, 833, 844S, 844XL, 845, 845XL, 856XL, 885, 885XL, 956, 956XL, 1056, 1056XL, 1255, 1255XL, 1455, 1455XL, 9110, 9130, 9210, 9230	2	25/863-16	1333266C1, 1536056C1, A181523, A181437

Les références des pièces sont indicatives.
Nos pièces ne sont pas d'origine

"THE RELIABLE SERVICE"


Part numbers are quoted for reference purposes only.
Our parts and accessories are not original.


CALANDRES FRONT GRILLS



Tractors Tractores	Fig. Fig.	Ref. Ref.	OEM	Description Description
323, 353, 383, 423, 453	1	25/841-16	786862R2	Calandre en plastique Plastic grill
	2	25/841-22	85643C2	
433, 433E, 433V, 533, 533E, 533V, 633, 633E, 633V, 733, 733E, 833, 833E	3	25/841-23	85644C1, 85644C2	Grille supérieure Upper grill
	4	25/841-24	85645C1, 85645C2	Grille inférieure Lower grill
523, 624, 724, 824	5	25/841-17	3057444R2	Calandre en métal Iron grill
644, 743, 743XL, 744, 745S, 745XL, 844, 844S, 844XL, 856XL, 946, 955, 955XL, 956, 956XL, 1046, 1055, 1055XL, 1056, 1056XL, 1246 (International)	6	25/841-18	3402639R91, 3141013R91	Calandre supérieure en plastique Upper plastic grill
		25/841-18 E		Calandre sup. en plast. - Version économique Upper plastic grill - Economic version
	7	25/841-19	3141785R91, 3141785R92	Calandre inférieure en plastique Lower plastic grill
743, 743XL, 745S, 745XL, 844S, 844XL, 845, 845XL, 856XL, 956, 956XL, 1056, 1056XL (Case IH)	8	25/841-20	85639C1	Calandre supérieure en plastique Upper plastic grill
	9	25/841-21	85640C2	Calandre inférieure en plastique Lower plastic grill

DECALCOMANIES
DECAL SETS

Tractors Tractores	Ref. Ref.	Description Description
323	25/860-323	
353	25/860-353	
383	25/860-383	
423	25/860-423	
453	25/860-453	
523	25/860-523	
624	25/860-624	
724	25/860-724	
824	25/860-824	
433	25/860-230 *	
533	25/860-231 *	International 533 G & D / <i>International 533 LH & RH</i>
633	25/860-232 *	International 633 G & D / <i>International 633 LH & RH</i>
733	25/860-233 *	International 733 G & D / <i>International 733 LH & RH</i>
833	25/860-234 *	International 833 G & D / <i>International 833 LH & RH</i>
844XL	25/860-235 *	International 844XL G & D / <i>International 844XL LH & RH</i>
433	25/860-236 *	Case International 433 G & D + 433 x 2 / <i>Case International 433 LH & RH + 833 x 2</i>
533	25/860-237 *	Case International 533 G & D + 533 x 2 / <i>Case International 533 LH & RH + 533 x 2</i>
633	25/860-238 *	Case International 633 G & D + 633 x 2 / <i>Case International 633 LH & RH + 633 x 2</i>
733	25/860-239 *	Case International 733 G & D + 733 x 2 / <i>Case International 733 LH & RH + 733 x 2</i>
833	25/860-240 *	Case International 833 G & D + 833 x 2 / <i>Case International 833 LH & RH + 833 x 2</i>
644	25/860-300 *	International 644 G & D + 644 x 2 / <i>International 644 LH & RH + 644 x 2</i>
744	25/860-301 *	International 744 G & D + 744 x 2 / <i>International 744 LH & RH + 744 x 2</i>
844	25/860-302 *	International 844 G & D + 844 x 2 / <i>International 844 LH & RH + 844 x 2</i>
844S	25/860-303 *	International 844S G & D + 844 x 2 / <i>International 844S LH & RH + 844 x 2</i>
844SB	25/860-304 *	International 844SB G & D + 844 x 2 / <i>International 844SB LH & RH + 844 x 2</i>
844S	25/860-305 *	Case International G & D + 844S x 2 / <i>Case International LH & RH + 844S x 2</i>
743XL	25/860-306 *	Case International G & D + 743XL G & D / <i>Case International LH & RH + 743XL LH & RH</i>
745XL	25/860-307 *	Case International G & D + 745XL G & D / <i>Case International LH & RH + 745XL LH & RH</i>
844XL	25/860-308 *	Case International G & D + 844XL G & D / <i>Case International LH & RH + 844XL LH & RH</i>
845XL	25/860-309 *	Case International G & D + 845XL G & D / <i>Case International LH & RH + 845XL LH & RH</i>
955	25/860-310 *	International 955 G & D / <i>International 955 LH+RH</i>
955XL	25/860-311 *	International 955XL G & D + portières LH & RH / <i>International 955 LH & RH + door LH & RH</i>
1055	25/860-312 *	International 1055 G & D / <i>International 1055 LH & RH</i>
1055XL	25/860-314 *	International 1055XL G & D + portières LH & RH / <i>International 1055 LH & RH + door LH & RH</i>
1255	25/860-315 *	International G & D + 1255 x 2 / <i>International LH & RH + 1255 x 2</i>
1255XL	25/860-316 *	International G & D + 1255XL G & D / <i>International LH & RH + 1255XL LH & RH</i>
1455	25/860-317 *	International G & D + 1255 x 2 / <i>International LH & RH + 1255 x 2</i>
1455XL	25/860-318 *	International G & D + 1455XL G & D / <i>International LH & RH + 1455XL LH & RH</i>
1255	25/860-319 *	Case International G & D + 1255 x 2 / <i>Case International LH & RH + 1255 x 2</i>
1255XL	25/860-320 *	Case International G & D + 1255XL G & D / <i>Case International LH & RH + 1255XL LH & RH</i>
1455	25/860-321 *	Case International G & D + 1255 x 2 / <i>Case International LH & RH + 1255 x 2</i>
1455XL	25/860-322 *	Case International G & D + 1455XL G & D / <i>Case International LH & RH + 1455XL LH & RH</i>



Replacement Parts Suitable for

Vintage Ford



Vintage Ford



BEPCO-TRACPIECES

Your Global Supplier



Tractor Parts
& accessories



Ed. 1 (04/08)

www.bepco-tracpieces.com

CALANDRES FRONT GRILLS





Tractors Tractores	Fig. Fig.	Ref. Ref.	OEM	Description Description
Fordson Dexta	1	24/838-5	957E8202A	
Fordson Major	2	24/838-6	E1ADDN8203A	
Super Dexta	3	24/838-7	E1ADKN8164A	
5000	4	24/838-8	D0NN8N202K	Sans trou / Without hole
3000, 4000	5	24/838-9	D4NN8N2020	Sans trou / Without hole
2000, 3000, 4000, 4100, 5000, 7000	6	24/840-9	81823928, C9NN8A163AG	
Major	7	24/840-15		Grille sans trou / Grill without light hole
Dexta	8	24/840-16		Grille sans trou / Grill without light hole

COLLECTEUR ET JOINT D'ÉCHAPPEMENT MANIFOLD AND GASKET EXHAUST

Tractors Tractores	Fig. Fig.	Ref. Ref.	OEM	Description Description
Fordson Dexta Fordson Super Dexta	1	24/65-32	957E9430A	Collecteur d'échappement Manifold exhaust
	2	24/66-32	957E9448	Joint du collecteur d'échapp. Gasket manifold exhaust



CALANDRES FRONT GRILLS



Tractors Tractores	Fig. Fig.	Ref. Ref.	OEM	Description Description
Major	9	24/840-17		Grille avec trou / Grill with light hole
Dexta	10	24/840-18		Grille avec trou / Grill with light hole
8N	11	24/840-19		
2600, 3600, 3900, 4100, 4600, 5600, 6600, 7600	12	24/841-11	83905164, 83905164	
	13	24/841-12	83905165, D5NN8200A	
2000, 3000, 4000, 4100, 5000, 7000	14	24/841-13	81824197, D1NN8151A	
2000, 3000, 4000, 5000, 7000	15	24/841-15	81824198, D1NN8151B	

EMBLEMES EMBLEMS



Tractors Tractores	Fig. Fig.	Ref. Ref.	OEM	Description Description
Major, Dexta	1	24/868-2	E1ADKN8212C	
Super Major	2	24/868-3	E1ADDN8212B	Aluminium
Fordson, Power Major	3	24/868-4	E1ADDN16605E	

Les références des pièces sont indicatives.
Nos pièces ne sont pas d'origine

"THE RELIABLE SERVICE"

Part numbers are quoted for reference purposes only.
Our parts and accessories are not original.

GARDE-BOUES
FENDERS



Tractors Tractores	Fig. Fig.	Ref. Ref.	OEM	Description Description
Dexta	1	24/844-18 (D / RH)	957E16312B	Avec armature With bracket
		24/844-21 (G / LH)	957E16313D	
Super dexta, 3000	8	24/844-94 (D / RH)	957E16312A	
		24/844-95 (G / LH)	957E16313C	
Super Major	2	24/844-19 (G / LH)	E1ADDN16313E	
		24/844-20 (D / RH)	E1ADDN16312B	
Major, Power major	3	24/844-63 (G / LH)	E1ADKN16313B	Premier Major Early Major
		24/844-62 (D / RH)	E1ADKN16312B	
2000, 2600, 2610, 3000, 3610, 4000, 4500	4	24/844-24 (G / LH) (D / RH)	89932110 E1NN16315DA	Revêtement seulement avec support D ou G Skin only with bracket RH or LH
	5	24/844-25 (G / LH) (D / RH)	81816643 C5NN16312AK C5NN16312AU	Revêtement seulement D ou G Skin only RH or LH
3000	6	24/844-88 (D / RH)	C5NN16312A	
		24/844-89 (G / LH)	C5NN16312K	
4000, 5000	7	24/844-90 (D / RH)		
		24/844-91 (G / LH)		

Les références des pièces sont indicatives.
Nos pièces ne sont pas d'origine

"THE RELIABLE SERVICE"

Part numbers are quoted for reference purposes only.
Our parts and accessories are not original.

GARDE-BOUES
FENDERS



Tractors Tractores	Fig. Fig.	Ref. Ref.	OEM	Description Description
2000, 3000 (Sans cabine et sans sécurité / Less cab and less safety fender)	1	24/844-97	D1NN16312F	Droit / Right
		24/844-98	D1NN16313B	Gauche / Left
3600, 3610	2	24/844-99	82NT16N392AB	Droit / Right
		24/844-100	82NT16N393AB	Gauche / Left
	3	24/844-101	D3NN16N319A	Support de garde-boue Support fender
5000 (Sans cabine / Less cabine)	4	24/844-102	C9NN16312E	Droit / Right
		24/844-103	D0NN16313R	Gauche / Left
6600, 6610	5	24/844-104	E4NN16312EA	Droit / Right
		24/844-105	D3NN16313PB	Gauche / Left

PANNEAUX PANELS



Tractors Tractores	Fig. Fig.	Ref. Ref.	OEM	Description Description
Dexta (Standard)	1	24/844-93	957E16312A	
Major	2	24/844-92	957E16313C	

BOÎTES A OUTILS TOOLS BOXES



Tractors Tractores	Fig. Fig.	Ref. Ref.	Description Description
Dexta	1	24/1563-1	280x100x100mm Modèle adaptable / Adaptable model
Major	2	24/1563-2	420x115x112mm Modèle original / Original model

FEUX DE POSITION FRONT LIGHTS SIDE

Tractors Tractores	Ref. Ref.	Description Description
Dexta, Super Dexta	24/1918-114	Droit (Garde-boue ronds) RH (Round fenders)
	24/1918-115	Gauche (Garde-boue ronds) LH (Round fenders)



MARCHE-PIEDS
FOOTSTEPS



Tractors Tractores	Fig. Fig.	Ref. Ref.	OEM	Description Description
4000	1	24/855-1	D3NN16473F	Droit / RH
	2	24/855-2	C7NN16450C	Gauche / LH

JANTES AVANT 2 RM
FRONT WHEELS 2 RM



Tractors Tractores	ROUE AVANT FRONT WHEEL			
Dimension de la jante / Wheel size	4.50 x 16"	4.50 x 19"	5.50 x 16"	5.50 x 18"
Dimension du pneu / Tyre size	6.00 x 16"	6.00 x 19"	7.50 x 16"	7.50 x 18"
Major, Super Major			24/449-6 E6NN1007BA, 83960327, 82005056	
Dexta, Super Dexta	24/449-5 957E1015D, 81802273			
2000, 2310, 2600, 2810, 2910, 3000, 3230, 3430, 3600, 3610, 3910, 3930, 4000, 4100, 4110, 4130		24/449-15 E6NN1007DA, 83960325, 82005058		
4600, 4610, 4630, 5000, 5030, 5110, 5600, 5610, 5610S, 5640, 5700, 5900, 6410, 6600, 6610, 6610S, 6640, 6700, 6710, 6810, 6810S, 7000, 7410, 7600, 7610, 7610S, 7710, 7740, 7810, 7810S, 7840, 7910, 8000, 8210, 8600, 8700, 9000, 9200, 9600, 9700			24/449-6 E6NN1007BA, 83960327, 82005056	24/449-7 E6NN1007CA, 83960329, 82005057

VITRERIE DE CABINE
CAB GLASS



LAMBOURN FORD Q CAB

Tractors Tractores	Ref. Ref.	OEM	Pos.	Description Description	Dimensions Dimensions
INDUSTRIAL 233, 333 2600, 3600, 4100, 4600	24/4000-31	D6458 (1)	A		1204 x 628 x 5
	24/4000-32	D6398 (2)			1214 x 664 x 5
	24/4011-7A	D6457	B	G - LH	584 x 219 x 5
	24/4010-10	D6463		D - RH	584 x 219 x 5
	24/4013-2	D6518		Avec chauffage With heater fitted	314 x 194 x 5
	24/4022-16	D6460	C	G/D - L&R	584 x 565 x 5
	24/4021-23	D6459 (3)	D		554 x 418 x 5
	24/4021-15	D6465 (4)	E	G/D - L&R / 6H	462 x 414 x 5
	24/4047-1	D6461			712 x 688 x 5
	24/4072-12	D6462 (1)	F	Bord arrondi All coners radius	1100 x 534 x 5
	24/4072-13	D6548 (2)		Bord carré Square at bottom	1240 x 600 x 5
	24/4073-109	D6421 (1)	G		586 x 176 x 5
	24/4073-10	D6399 (2)			842 x 176 x 5

A = Pare-brise / Windscreen
 B = Avant bas / Lower front
 C = Haut porte / Top door
 D = Bas porte / Lower door
 E = Latérale / Side
 F = Arrière haut / Upper rear
 G = Arrière bas / Lower rear
 6H = 6 Trous / 6 Holes
 L = Gauche / Left
 R = Droite / Right
 CL = Claire / Clear

(1) A partir de / Up to cab s/n LQC 764 / 1299 & LQC 771 / 2599
 (2) Jusque / From cab s/n LQC 764 / 1300, LQC 771 / 2600 aussi / also 4WD LQC 802 / 001 & LQC 803 / 001
 (3) 2600, 3600, 233 & 333 Seulement / Only
 (4) 4100 & 4600 Seulement / Only

Les références des pièces sont indicatives.
 Nos pièces ne sont pas d'origine

"THE RELIABLE SERVICE"

Part numbers are quoted for reference purposes only.
 Our parts and accessories are not original.

VITRERIE DE CABINE
CAB GLASS



LAMBOURN FORD Q CAB

Tractors Tractores	Ref. Ref.	OEM	Pos.	Description Description	Dimensions Dimensions
INDUSTRIAL 234, 334 2610, 3610, 4110, 4610	24/4000-33	D6582	A	G/D - L&R	1241 x 690 x 5
	24/4012-66	D6507 (1)	B		621 x 250 x 5
	24/4013-4	D6508 (2)			310 x 223 x 5
	24/4012-20	D6509 (3)	C		606 x 251 x 5
	24/4013-3	D6510 (4)			296 x 222 x 5
	24/4022-17	D6583	D		691 x 672 x 5
	24/4021-17	D6584 (1)			847 x 557 x 5
	24/4021-16	D6585	E		813 x 570 x 5
	24/4047-1	D6461			G/D - L&R / 6H
	24/4072-13	D6548	F		1240 x 600 x 5
	24/4073-10	D6399	G		842 x 176 x 5

A = Pare-brise / Windscreen
 B = Avant bas / lower front
 C = Haut porte / Top door
 D = Bas porte / Lower door
 E = Latérale / Side
 F = Arrière haut / Upper rear
 G = Arrière bas / Lower rear
 6H = 6 Trous / 6 Holes
 L = Gauche / Left
 R = Droite / Right
 CL = Claire / Clear

(1) 4110 & 4610 Seulement / Only
 (2) 4110 & 4610 Avec chauffage / With heater fitted
 (3) 2610, 3610, 234 & 334 Seulement / Only
 (4) 2610, 3610, 234 & 334 Avec chauffage / With heater fitted



Replacement Parts Suitable for

Vintage Massey Ferguson



Vintage
Massey Ferguson



BEPCO-TRACPIECES

Your Global Supplier


Massey Ferguson

Tractor Parts
& accessories



www.bepco-tracpieces.com

**SIEGE
SEAT**



Tractors Tractores	Ref. Ref.	OEM	Description Description
20, 25, 35, 35X, 65, 100, 135, 165, 168, 175, 178, 185, 188, 230, 235, 240, 245, 265, 275, 290, 765, 825, 835, 865, 1000, TE20, TEA20, TED20, TEF20, TO20	61/830-611	181313M91, 891869M91	Acier / Steel

**HOUSSES
SEAT COVER S**



Tractors Tractores	Fig. Fig.	Ref. Ref.	OEM	Description Description
25, 35, 65, 122, 130, 133, 135, 140, 165, 168, 175, 178, 185, 230, 235, 240, 245, 265, 275, 290, 765, 825, 835, 865	1	61/831-1	965447M91, 1884576M91	Assise / Seat
	2	61/832-1	1883238M91, 1638480M91	Dossier / Back rest

**JANTES AVANT 2 RM
FRONT WHEELS 2 RM**

Tractors Tractores	ROUE AVANT FRONT WHEEL		
Dimension de la jante / Wheel size	4.50 x 16"	5.50 x 16"	5.50 x 16"
Dimension du pneu / Tyre size	6.00 x 16" 6.50 x 16"	6.50 x 16" 7.50 x 16"	7.50 x 16"
TEA20, TED20, TE F20, TEH20, 35, 122, 130, 835	30/449-2 (885741T2)	30/449-3 (1691618M92)	
65, 765, 865			
133, 135, 140, 145, 148, 152			
155, 158, 165, 168			
175, 178, 185, 188	30/449-2 (885741T2)	30/449-3 (1691618M92)	
230, 243, 253, 260, 263			
235, 240, 245, 250, 255			
265			
275, 275E, 285, 290, 290E		30/449-4 (3827583M91)	
298			



**Jantes arrières 2RM
Rear wheels 2WD**

30/449-18 Roue complète / Complete wheel
30/449-19 Jante seul / Rim only




CALANDRES FRONT GRILL



Tractors Tractores	Calandre sans phares Front grille less light	Calandre avec phares Front grille with light	Porte de calandre Front grille door	Bas de calandre Lower panel		
35, FE35, 835	30/840-4 (826812M91)	1				
135 (⇒ 400000)	30/840-1 (1882982M92)	2	30/841-1 (1886314M91)	30/843-5 (1882985M1)	7	
135 (400001 ⇒) 148	30/840-2 (1861365M91)		30/841-2 (1861364M91)			30/842-2 (1861374M91)
165, 168, 175, 178, 185, 188	30/840-3 (1886315M91, 897949M92)		30/841-3 (1860167M91, 898542M92)			30/842-3 (897960M92, 847848M91)
230, 240, 253, 263, 250, 254, 260, 264, 274. 284, 294			30/841-4 (1688814M92, 3701928M91, 1687819M91, 1682953M91)			
265, 275, 290, 298, 675, 690, 698, 699, 1004			30/841-5 (1687817M91)			

GARDE-BOUES
FENDERS



Tractors Tractores	Fig. Fig.	Ref. Ref.	OEM	Description Description
TE20, 35, 35X	1	30/844-10	1883356M92	Gauche ou droit avec armature LH or RH with bracket
		30/844-11		Gauche ou droit sans armature LH or RH less bracket
TE20, 35		30/844-11SO		Revêtement seul, protection type court Skin only shell type short
35, 35X, 135	2	30/844-12	897751M91 1884286M97	Droit / RH
		30/844-13	897752M91 1884287M97	Gauche / LH
135	3	30/844-14	1885023M95	Droit avec coffre à outils RH with tool box
		30/844-15	1885024M95	Gauche avec coffre à outils LH with tool box
135, 230, 240	4	30/844-17	1679373M94	Droit sans coffre à outils, avec feu avant RH less tool box and with front side light
		30/844-16	1679374M94	Gauche sans coffre à outils, avec feu avant LH less tool box and with front side light
165	3	30/844-64	1884878M91	Avec boîte à outil (Droit) With tool box RH
		30/844-65	1884879M91	Avec boîte à outil (Gauche) With tool box LH
230, 240, 250, 298	6	30/844-30	1679373M94	Avec pièces complémentaire (Droit) With extension RH
		30/844-31	1679374M94	Avec pièces complémentaire (Gauche) With extension LH

PANNEAUX PANNELS

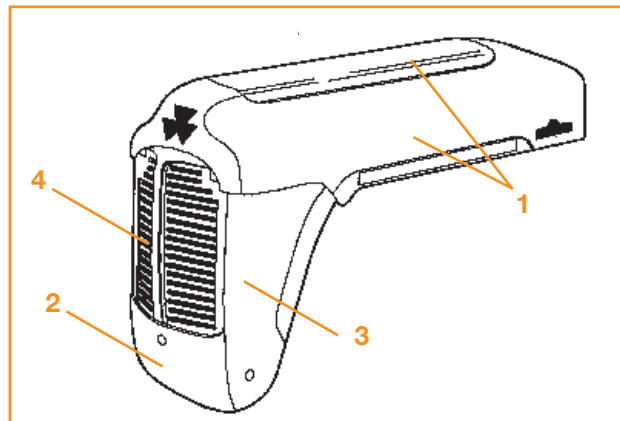
30/844-22K



30/844-23K



30/844-80K



Tractors Tractores	Jeu capot Bonnet kit	Panneau capot Hood side panel	Panneau inférieur Lower screen	Panneau latéral Side panel	Calandre Grill
35, 35X, 835 35FE*	30/844-22K (828222M91 + 826817M92 + 1884060M91 + 826815M91 + 826816M91 + 826812M91)		30/843-1 (826817M92) 30/843-1H Avec trou pour manivelle With handle hole	Gauche / LH 30/844-1 (3cyl.) (826816M91) 30/844-70* (4cyl.) Droit / RH 30/844-2 (3cyl.) (826815M91) 30/844-71* (4cyl.)	30/840-4 (826812M91)
133, 135, 140	30/844-23K (1884310M92 + 1882984M92 + 1886314M91 + 1882985M1 + 897822M1 + 897823M1)	1 + 2 + 3 + 4	1 30/843-5 (1882985M1)	2 Gauche / LH 30/844-26 (897822M1) Droit / RH 30/844-27 (897823M1)	3 30/841-1 (1886314M91) + 30/842-1 (1882984M92)
165, 165MKIII, 168, 175S, 178, 185, 188	30/844-80K (1884296M93)	Gauche / LH 30/839-5 (1883374M1) Droit / RH 30/839-6 (1883373M1)	30/838-4 (1886316M1)	Gauche / LH 30/844-28 (847844M91) Droit / RH 30/844-29 (847845M91)	30/841-3 (1860167M91, 898542M92) + 30/842-3 (897960M92, 847848M91)

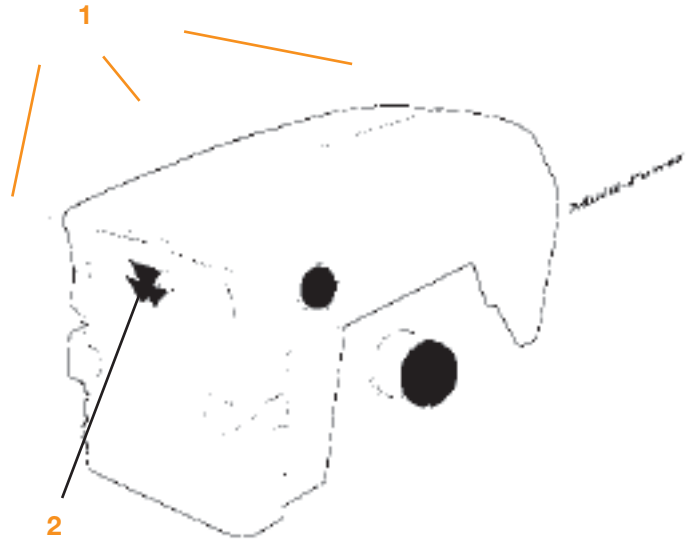
Les références des pièces sont indicatives.
Nos pièces ne sont pas d'origine

"THE RELIABLE SERVICE"


Part numbers are quoted for reference purposes only.
Our parts and accessories are not original.

DELCACOMANIES
DECAL SETS

Tractors Tractores	Jeu Set	Emblème Emblem	
230	30/860-6 (3900614M91)	30/863-13 (1682944M91)	
240	30/860-7 (3406978M92)		
250	30/860-8 (3406979M91)		
265	30/860-9 (3406981M91)		
275	30/860-10 (3406983M92)		
290	30/860-12 (3406895M92)		
340	30/860-106 (3900562M91)		
350	30/860-108 (3900316M91)		
355	30/860-109 (3900317M91)		
360	30/860-107 (3900318M91)		
365	30/860-125 (3900320M92)		
375	30/860-111 (3900321M92)		
390, 390T (⇒ B18008)	30/860-112 (3900322M92)		
390 (B18009 ⇒)	30/860-113 (3901083M91)		
390T (B18009 ⇒)	30/860-126 (3901084M91)		
398	30/860-127 (3900323M92)		
399	30/860-114 (3900324M92)		
590	30/860-17 (3900328M91)		
595	30/860-18 (3900329M91)		
675	30/860-19 (3900330M91)		
690	30/860-20 (3900331M91)		
698 (2WD)	30/860-21		30/863-13 (1682944M91)
698 (4WD)	30/860-22		
699	30/860-24 (3900332M1)		



Tractors Tractores	Jeu Set	Emblème Emblem
3060	30/860-115 (3902040M91)	30/863-13 (1682944M91)
3065	30/860-116 (3902048M91)	
3070	30/860-117 (3900345M92)	
3075	30/860-118 (3902049M91)	
3080	30/860-119 (3900346M91)	
3085	30/860-120 (3902043M91)	
3090	30/860-121 (3900347M91)	
3095	30/860-122 (3902042M91)	
3120	30/860-123 (3902044M91)	
3125	30/860-124 (3902038M91)	



MARCHE-PIEDS FOOTSTEPS



Tractors Tractores	Fig. Fig.	Ref. Ref.	OEM	Description Description
35, 35X, FE35	1	30/848-1	892776M91	Marche-pieds gauche avec anti-dérapant <i>Foot plate LH swept back axle c/w s f</i>
		30/849-1	892775M91	Marche-pieds droit avec anti-dérapant <i>Foot plate RH swept back axle c/w s f</i>
135, 135 Petrol, 35, 35X, FE35, TE20, TEA20, TED20, TEF20, TO20, TO30, TO35	2	30/848-2	890353M91	Marche-pied gauche sans sécurité <i>Foot plate LH without safety</i>
		30/849-2	890352M91	Marche-pied droit sans sécurité <i>Foot plate RH without safety</i>
135, 135 Petrol	3	30/848-3	847877M91	Marche-pieds gauche avec anti-dérapant <i>Foot plate LH swept back axle c/w s f</i>
		30/849-3	847878M91, 880336M92, 880096M93	Marche-pieds droit avec anti-dérapant <i>Foot plate RH swept back axle c/w s f</i>

BOITES A OUTILS TOOL BOXES

70/1563-15
(825633M91)
Large

TE20, 25, 35, 35X, 135



70/1563-16
(909616M95)
Petit / Small

Pour toutes séries et
sur demande
*Tool box for series and
has demand*



70/1563-14
TE20, 35, 35X, 135



CONTACTEURS
SWITCHES


Tractors Tractores	Fig. Fig.	Ref. Ref.	OEM	Description Description
Contacteurs de démarrage / Starting switches				
35, 65, 135, 148, 165, 168, 175, 175S, 178, 185, 188, 765	1	30/950-1	883928M91	0 - Préchauffage - Démarrage (3 bornes) 0 - Heating - Start (3 terminals)
Séries 100, 200, 300, 500 Series 1007	2	30/950-2	1874535M3	0-Contact - Préchauffage - Démarrage (4 bornes) 0-Ignition - Heating - Start (4 terminals)
Remplace clef de 30/950-1 & 30/950-2 Replacement keys for 30/950-1 & 30/950-2	3	30/951-2	3813361M1	Clef Key
Séries 100, 200 series (Italie / Italy) 1004, 1014, 1024, 1114, 1135	4	30/950-36	3302034M91	Préchauffage - 0 - Contact - Démarrage Heating - 0 - Ignition - Start
Contacteurs d'éclairage / Light switches				
Séries 200, 500 series 133, 135, 140, 148, 152, 155, 158, 165, 168, 178, 185, 188, 2620, 2640, 2680	5	30/953-1	1668816M2	0 - Position - Croisement - Route + Claxon 0 - Parking - Traffic - Driving beams + Horn
		30/954-1	1668830M91	Bouton / Knob
Séries 100, 200 series	6	30/953-11	1825360M91	0 - Position - Croisement - Route + Claxon 0 - Parking - Traffic - Driving beams + Horn
1114, 1134	7	30/953-1	1425878M91	4 positions 4 positions
Séries 100, 200, 600 series (Italie / Italy) 675, 690, 698, 699, 1004, 1014, 1024, 1114, 1134	8	30/953-14	3300530M91	5 positions 5 positions
FE35, 35, 35X, 133, 135, 148-155, 158, 165, 168, 175, 178, 185, 188, 560, 575	13	30/953-25	882283M1	
Contacteurs de clignotant / Blinking light switches				
Séries 100, 200, 500, 4200, 4300 series 2620, 2640, 2680	9	30/956-1	881670M1	
Série 200 series 364, 394, 690, 698, 699, 1004, 1014, 1024, 1114, 1134	10	30/956-10	1424108M92	
Séries 100, 200, 500 series 2620, 2640, 2680	11	30/957-1	1671544M1	Commande feux de détresse Warning light control
230, 240, 250, 253, 263, 265, 275, 290, 298, 375, 390	12	30/956-11	1682977M1	Clignotants + feux de détresse + centrale clignotante Indicator + Warning light + blinking unit

TABLEAU DE BORD ET AUTRE DASH PANEL AND OTHER



Tractors Tractores	Fig. Fig.	Ref. Ref.	OEM	Description Description
35, 35X	1	30/843-13		Tableau de bord (haut) Dash instrument panel (Top)
35, 35X, 122, 130, 133, 135, 140 133, 135, 135V, 148, 145V, 145S, 152, 152F, 152V, 152S (⇒11-1981-1)	2	30/843-15	892639M92	Protection de l'alternateur Dynamoguard
35, 35X	3	30/843-11	890490M91	Protection pour l'attelage PTO guard linkage
65	4	30/843-12		Protection PTO guard
135	5	30/843-9		Tableau de bord (haut) Instrument panel for both (top)
	6	30/843-10		Tableau de bord (bas) Under dash panel (under)
	3	30/843-11	890490M91	Protection pour l'attelage PTO guard linkage
165	7	30/843-14	1884364M93	Tableau de bord Instrument panel for both